

Ad-hoc survey on the evaluation of managers' opinion regarding the volume of exports and imports of goods in March 2020

A. Description of the ad-hoc survey on the evaluation of the managers' opinion;

In order to measure the impact of SARS-Cov.2 on the volume of exports and imports of March 2020, the INS carried out an ad-hoc survey addressed to 1796 companies engaged in foreign trade. In the applied questionnaire, a question was included for estimating **the evolution of the exports and imports of the unit in which the interviewed person (unit manager) operates. To evaluate the opinion, a scale was used with the following items:**

- 1. We did not have exports / imports;**
- 2. They were reduced by up to 25%;**
- 3. They were reduced by 25-50%;**
- 4. They were reduced by over 50%;**
- 5. They grew**
- and**
- 6. We can't estimate.**

Also in the questionnaire, a question was introduced in order to identify the most important causes regarding the negative impact on the respective exports of the imports. For this question, there were presented some possible situations, among which, the manager could choose one or more options: reduction of production capacity, transport problems, temporary legal export bans, lack of raw materials from import, cancellation of contracts , or other causes.

The questionnaire was implemented between March 30 and April 2, 2020.

- The number of companies to which the questionnaire was applied was 1796;
- The number of companies that responded was 1551 (response rate was 86.4%);
- The companies that provided an answer cover 62.0% of the exports, respectively 59.0% of the imports registered during the corresponding period of the previous year (March - April 2019)

B. Presentation of results

1. Analysis of evolution of the volume on exports and imports in March 2020, using the evaluations of the company managers;

Table 1. Distribution of managers' responses regarding the volume of exports and imports in March 2020
- percentage of respondents -

March 2020	Exports		Imports	
	Total respondents (%)	50% of the volume *)	Total respondents (%)	50% of the volume **)
Did not have	20.8	2.3	8.0	3.8
Reduced by up to 25%	31.9	43.9	35.3	36.8
Reduced by 25-50%	12.2	19.3	11.2	14.1
Reduced by over 50%	6.5	2.3	6.4	4.0
Grew-up	10.3	12.9	14.8	15.6
Can't estimate	15.9	15.5	19.7	21.0
Didn't answer	2.4	3.8	4.6	4.6
TOTAL	100.0	100.0	100.0	100.0

* respondents were selected to cover 50% of the March 2019 export

** respondents were selected to cover 50% of the March 2019 import

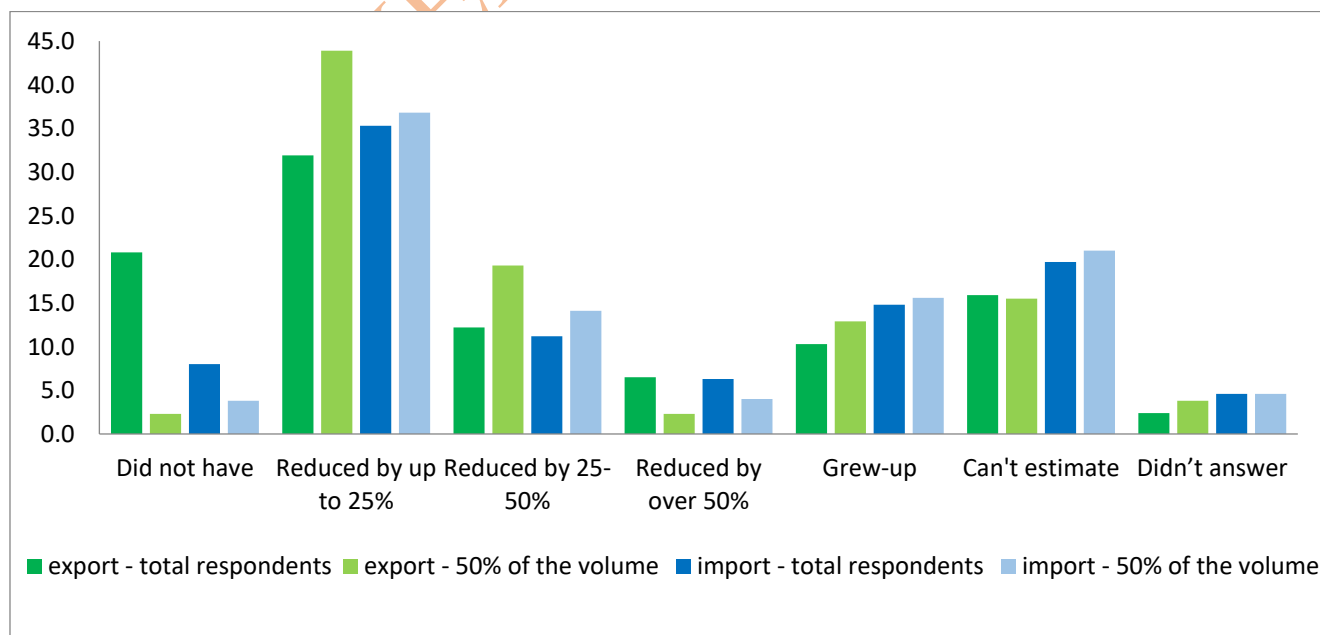


Figure 1. Distribution of managers' responses regarding the volume of exports and imports in March 2020

2. Analysis of the evolution of volume of exports and imports in March using managers' evaluations and the volume of imports and exports in March 2019;

Table 2. Distribution of the volume on exports and imports in March 2019 by category of responses
- % of the value of exports/ imports -

March 2020	Exports		Imports	
	Total respondents (%)	50% of the volume *)	Total respondents (%)	50% of the volume **)
Did not have	1.9	0.7	4.0	3.5
Reduced by up to 25%	34.0	33.3	41.8	43.0
Reduced by 25-50%	32.3	37.4	17.1	18.2
Reduced by over 50%	2.3	0.8	3.4	2.7
Grew-up	10.9	8.9	12.2	11.5
Can't estimate	17.0	17.5	18.0	17.9
Didn't answer	17	1.5	3.3	3.1
TOTAL	100.0	100.0	100.0	100.0

* respondents were selected to cover 50% of the March 2019 export

** respondents were selected to cover 50% of the March 2019 import

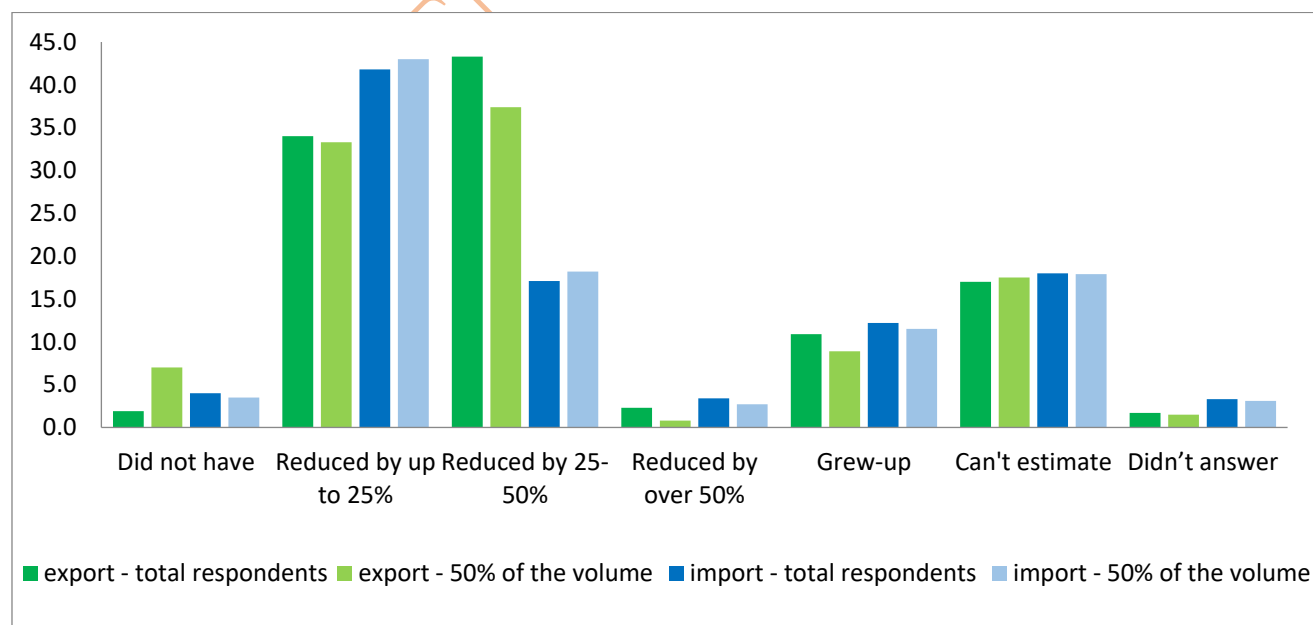



Figure 2. Distribution of the volume of exports and imports from March 2019 by categories of answers

the impact of Sars C^oV2 on the volume of exports

conclusions



ad-hoc survey



over **50%**

of the responding exporters, who made 62% of Romania's exports in the corresponding month of the previous year (March 2019), estimate exports contractions in March 2020, in different percentages:

32% of them estimate a decrease of up to **25%**

12% between **25% & 50%**

7% estimates an exports contraction of over **50%**



The main causes for these reductions were:

reduction of production capacity (16.6%);
transportation problems (22.4%);
temporary legal export bans (16.5%);
lack of imported raw materials (14.1%);
cancellation of contracts (9.1%).

There are also some exporters (10%) who have estimated export growth in March 2020.

the impact of Sars C^oV² on the volume of imports

conclusions



ad-hoc survey



about **53%**

of the importing respondents, who made about 60% of Romania's imports in the corresponding month of the previous year (March 2019), estimate contractions of the imports in March 2020, in different percentages:

35% of them estimate a decrease of up to **25%**

11% between **25% & 50%**

6% estimates a contraction by over **50%**

The main causes invoked for these reductions were:

the reduction of the production capacity (20.8%);
problems related to transport (29.0%);
temporary legal export bans (20.4%);
cancellation of the contract (8.4%).

A small proportion of importers responding to the survey (15%) estimated increases in imports in March 2020.