

Area: Labour Market

## THE GROSS INCOME RECEIVED<sup>\*)</sup> IN OCTOBER 2023 WAS 7341 LEI

- **The gross income received** by employees<sup>1)</sup> who worked with full-time employment contract and were paid for the **entire month of October 2023** was 7341 lei, with more than one fourth above the gross basic salary (5742 lei).
- About 40% of the employees who worked with full-time employment contract and were paid for the **entire month of October 2023** achieved gross incomes between **4001-8000 lei**.
- On average, the gross income received by **female employees** was **lower** than the one received by **male employees** with 536 lei.
- The highest gross incomes received were made by employees from **30-44 age groups**.

### The number of employees who worked full-time the entire month of October 2023

The number of employees who worked with full-time employment contract and were paid for the **entire month of October 2023** was 4588.6 thousand persons, of which 46.8% women.

The distribution **by economic activity** reveals that the majority of employees, both men and women, who worked with full-time employment contract and were paid for the **entire month of October 2023**, carried out their activity in manufacturing (19.9%), respectively wholesale and retail trade; repair of motor vehicles and motorcycles (16.6%).

Male employees also held important shares in construction (14.8% from the number of male employees), respectively in those of transport and storage (10.8% from the total number of male employees).

Over three quarters of the number of employees from human health and social work activities, respectively education were women.

**The major groups of occupation** in which male employees worked the most were those of plant and machine operators and assemblers - MG8, respectively craft and related trades workers - MG7 (about 17.0% from the number of male employees, for each major group of occupations).

Female employees predominantly worked as professionals - MG2 (29.0% from the number of female employees) or as service and sales workers - MG5 (20.9% from the number of female employees).

**By age groups**, the largest contingent (79.7% from the number of employees, respectively 3655.0 thousand persons) was situated in the 30-59 age group.

The 15-24 age groups, respectively 60 years and over were almost equally represented (6.0%, respectively 5.9% from the number of employees).

In the predominant age group (30-59 years) 77.9% male employees, respectively 81.7% of female employees were found.

<sup>1)</sup> excluding the activity Public administration and defence; social insurance from the public system (division 84), the persons with labour agreement (the employees having the status of public servant, magistrate (judge, prosecutor), state dignitary), as well as armed forces and assimilated personnel, day labourers and part-time employees

### The gross basic salary and the gross income received in October 2023

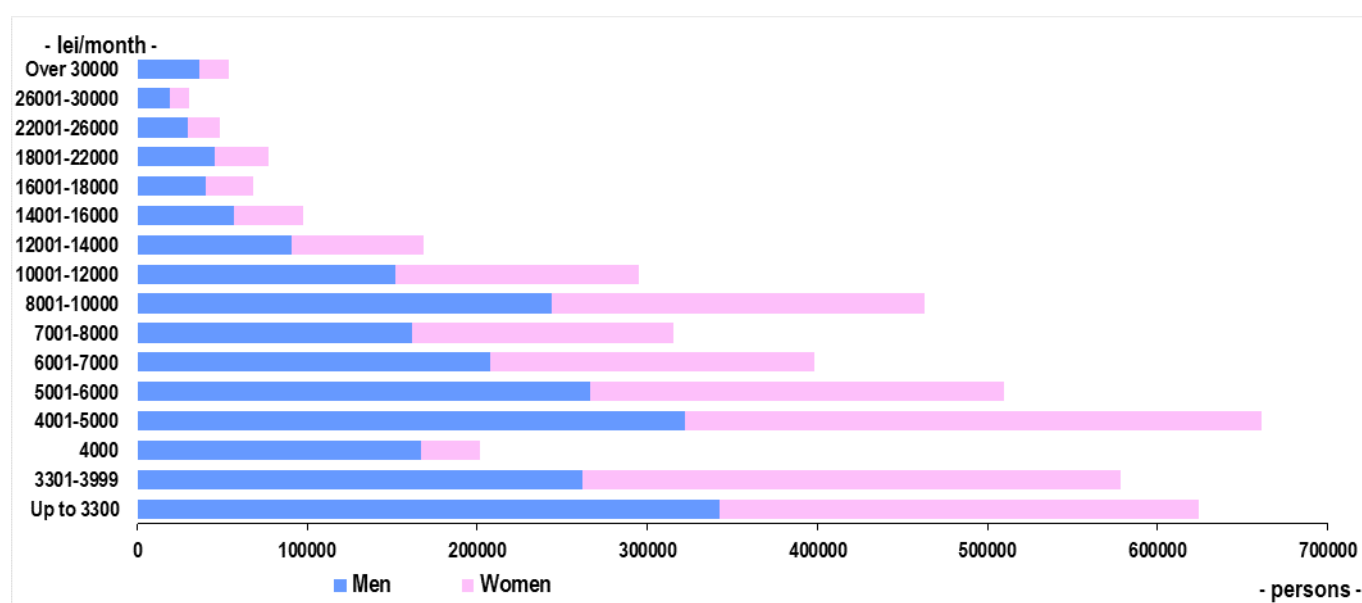
On average, the gross basic salary for employees who worked with full-time employment contract and were paid for the **entire month of October 2023** was 5742 lei.

The gross income received as a result of a remuneration which was related to certain characteristics and/or salary performance (depending on contracts/projects) was with more than one fourth above the gross basic salary (7341 lei).

About 40% of the employees who worked with full-time employment contract and were paid **for the entire month of October 2023** achieved gross incomes between 4001-8000 lei. In this gross income received interval, 43.2% of female employees, respectively 39.2% of male employees were situated.

About one third of the number of employees received gross incomes below 4001 lei (31.5% from the male employees, respectively 29.5% from the female employees).

### The distribution of employees<sup>1)</sup> who worked full-time at least 22 days in the month October 2023, by groups of gross income received



[Data graph \(xls\)](#)

The share of employees who received gross incomes greater than 8000 lei was a little bit over one fourth, for both male and female employees.

On average, the gross basic salary of male employees was 5809 lei, and the gross income achieved (7592 lei) exceeded with 30.7% their gross basic salary.

On average, the gross basic salary of female employees was 5665 lei, and their gross income received was situated with 536 lei below the one of male employees (7056 lei).

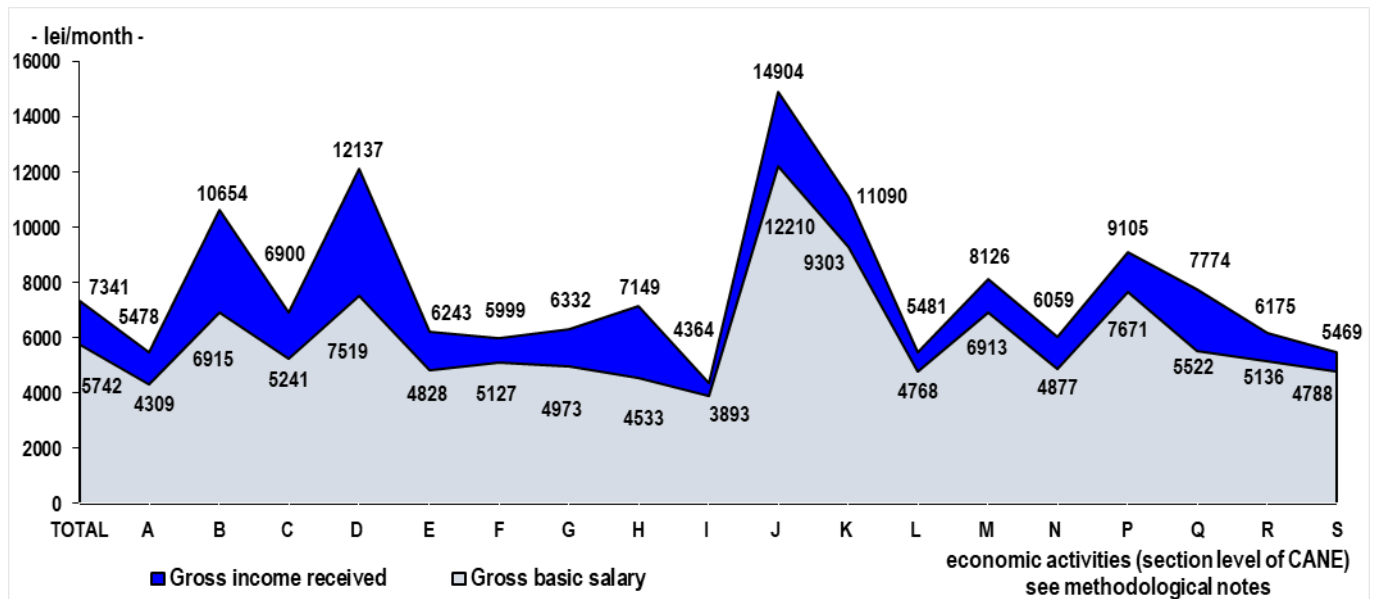
The employees who worked in information and communication had the highest gross basic salaries, but also received the highest gross incomes (12210 lei gross basic salary, respectively 14904 lei gross income received).

At the opposite side, with the lowest gross basic salaries and gross incomes received, were the employees who worked in accommodation and food service activities (3893 lei gross basic salary, respectively 4364 lei gross income received).

In electricity, gas, steam and air conditioning supply, transportation and storage, respectively mining and quarrying, the gross income received exceeded the gross basic salary by more than 50%. The male employees from these economic activities received with more than 55% compared to their gross basic salaries, while the female employees received with more than 35% compared to their gross basic salary.

Above the gross basic salary, the lowest income received were registered in accommodation and food service activities (+12.1%), respectively other service activities (+14.2%).

## The gross basic salary and the gross income received in October 2023, by economic activities



[Data graph \(xls\)](#)

**The major groups of occupations** with the highest average values of the gross basic salary, but which also achieved, on average, the highest incomes, were those of professionals - MG2 (8906 lei gross basic salary, respectively 11030 lei gross income received) and of managers - MG1 (8732 lei gross basic salary, respectively 10874 lei gross income received).

At the opposite side, with the lowest average values of the gross basic salaries, respectively of the gross income received were found the occupations related to service and sales workers - MG5 (3707 lei gross basic salary, respectively 4491 lei gross income received) and skilled agricultural, forestry and fishery workers - MG6 (3744 lei gross basic salary, respectively 4567 lei gross income received).

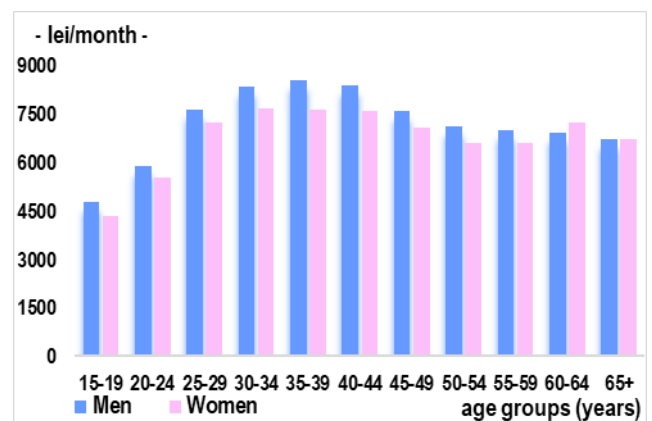
Male employees from the major group related to professionals - MG2 achieved, on average, the highest incomes (12439 lei, with more than 20% above their gross basic salary).

Employees belonging to the major group of plant and machine operators and assemblers - MG8 achieved, on average, gross incomes with almost 50% more than their gross basic salaries and technicians and associate professionals - MG3, respectively craft and related trades workers - MG7 achieved, on average, gross incomes with almost 35% more than their gross basic salaries.

The gross basic salaries and the gross incomes received increases progressively with age, up to 40 years of age.

Thus, the employees in the 35-39, respectively 30-34 age groups were employed, on average, with the highest gross basic salaries (6402 lei, respectively 6360 lei) and achieved the highest gross incomes (8103 lei, respectively 8038 lei).

### Gross income received in month October 2023, by age groups and gender



[Data graph \(xls\)](#)

The male employees in the 35-39 age group achieved the highest gross incomes, with an average of 8542 lei. From this age group, the men from the major group of professionals - MG2 detached themselves and earned on average 14171 lei.

The female employees from 30-34 age group earned the highest gross incomes, with an average of 7657 lei.

Also, in case of female employees from this age interval, the occupations of professionals - MG2 detached themselves and earned on average 11798 lei.

The employees from 15-19 age group were employed with gross basic salaries and achieved

gross incomes with about 40% less than the employees from the 35-39 years age group.

The employees over 45 years old were employed and achieved values slightly below the average of the two indicators.

The employees in the 50-54, respectively 55-59 age groups achieved gross incomes with over 30% higher than their gross basic salaries.

#### **Additional information:**

**\*) The gross income received** comprised the gross salary amounts received and reported by employers for the employees with a full-time employment contract declared in the "General register of employees" (REGES), who worked the entire month October and received income on salary basis for whom the employers have filled in the "Statement on compulsory payments of social contributions, taxes on income and the nominal records of insured persons" (D112).

For an accurate interpretation of the indicators, please see the [Methodological notes](#) attached to the press release.

The classification of occupations in Romania is available on the website of the Ministry of Labour and Social Solidarity:

<https://www.mmuncii.ro/j33/index.php/ro/2014-domenii/munca/c-o-r> (available only in Romanian language).

The number of employees, the gross basic salary and the gross income received in October 2023 are presented in the [Annex](#).

Additional information can be obtained accessing TEMPO on-line database (starting with December 30<sup>th</sup>, 2024):

<http://statistici.INSSE.ro:8077/tempo-online/#/pages/tables/insse-table>

Next press release will be issued in November 2025.

Press release archive:

<https://insse.ro/cms/en/comunicate-de-presa-view>

**Directorate of Statistical Data Dissemination and Communication:**

E-mail: [birou presa@insse.ro](mailto:birou presa@insse.ro)

Tel: +4021 3181869