



Domain: Agriculture

The value of agricultural production in 2021 - semi-final data -

- In 2021, the agricultural production value increased by 11.7% compared to the previous year.
- The crop production increased by 22.2%; the animal production and the agricultural services decreased by 8.3% and by 0.7%, respectively.

Agricultural production value

	2020	2021 ^{*)}	2021 compared to 2020 ^{**)}
	- thousand lei current prices -		-%-
Total	81400417	101556220	111.7
Crop production	52806967	73961894	122.2
Animal production	26757020	25702430	91.7
Agricultural services	1836430	1891896	99.3

^{*)} Semi-final data

^{**)} The data are calculated in comparable prices

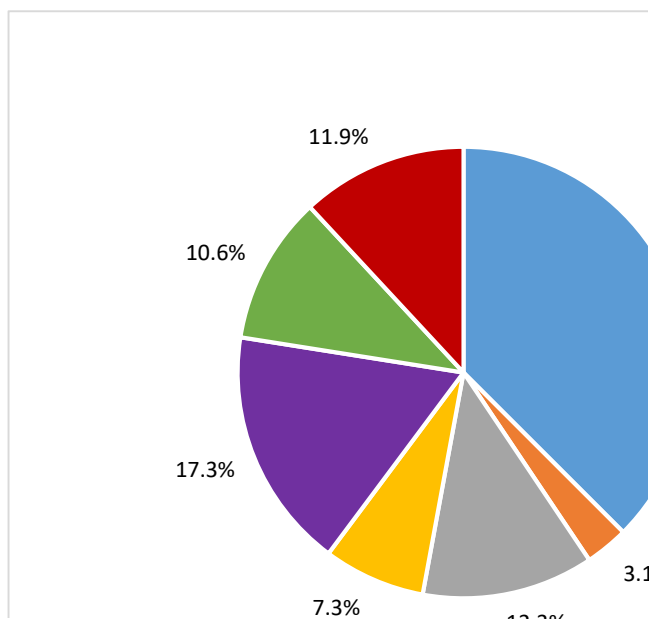
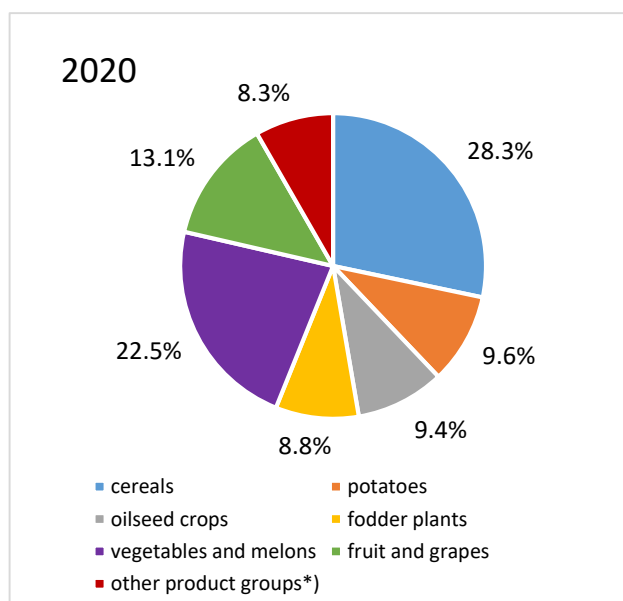
[Table data in \(xls\) format](#)

In 2021, the structure of the agricultural production value experienced significant changes compared to the previous year. The share of crop production was 72.8%, higher by 7.9 percentage points than the previous year; the share of animal production was 25.3%, lower by 7.6 percentage points than the previous year. The agricultural services had a share of 1.9%.

The value structure of crop production, by main crop groups, shows the following differences in 2021 compared to the previous year:

- increases in the production value shares were registered for: cereals (+9.2 percentage points), other product groups (+3.6 percentage points) and oilseed crops (+2.9 percentage points);
- decreases in the production value shares were registered for: potatoes (-6.5 percentage points), vegetables and melons (-5.2 percentage points), fruit and grapes (-2.5 percentage points) and fodder plants (-1.5 percentage points).

The value structure of crop production by main crop groups



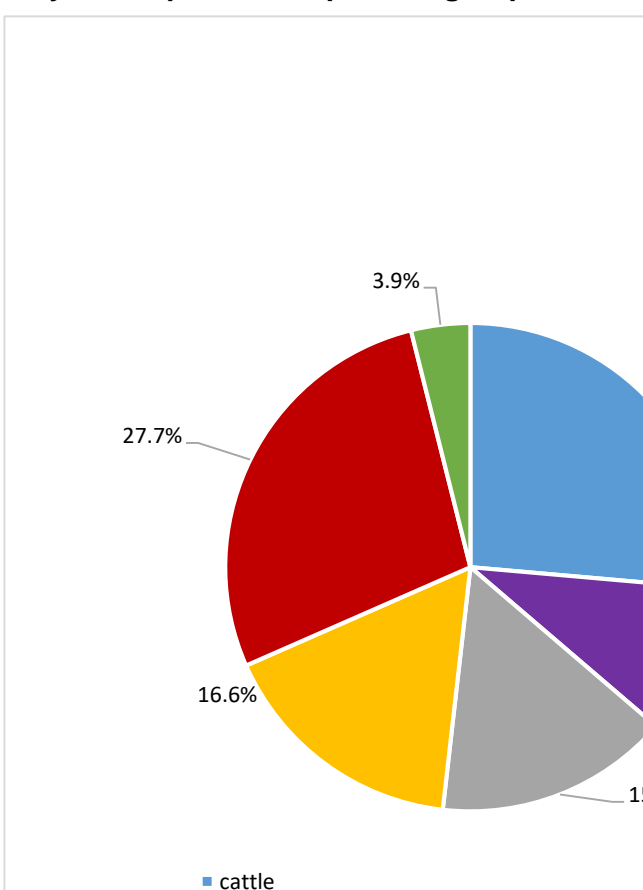
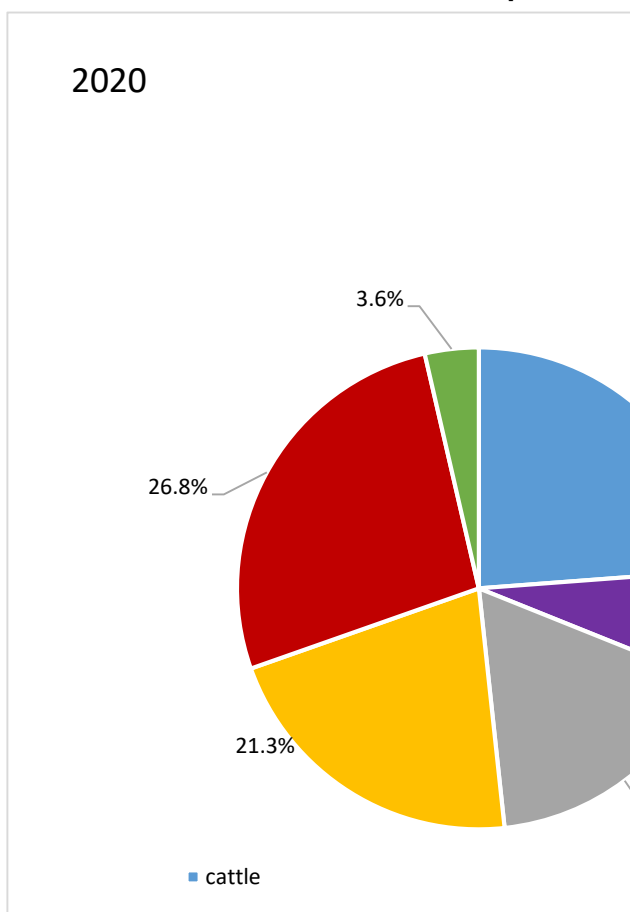
*) dried pulses, industrial crops, flowers, by-products etc.

[Chart data in \(xls\) format](#)

The value structure of animal production for the main species and product groups shows the following differences in 2021 compared to the previous year:

- increases in the production value shares were registered for: cattle (+2.6 percentage points), sheep and goats (+2.6 percentage points), products obtained by processing milk in the animal farm (+0.9 percentage points) and other product groups (+0.3 percentage points);
- decreases in the production value shares were registered for: poultry (-4.7 percentage points) and pigs (-1.7 percentage points).

The value structure of animal production by main species and product groups



[Chart data in \(xls\) format](#)

Additional information:

For the correct interpretation of the indicators, kindly see the [Methodological Notes](#) attached to the press release on the homepage.

Additional information can be obtained from the publication “The value of agricultural production in 2021, by product and product group” – semi-final data – July 2022.

Final data on the value of agricultural production by macroregion, development region and county in 2021 will be available in October 2022.

The next press release on the value of agricultural production will be issued in July 2023.

Press release archive: <http://www.insse.ro/cms/en/comunicate-de-presa-view>

The Directorate of Communication

e-mail: biroupresa@insse.ro

Tel: +4021 3181869