

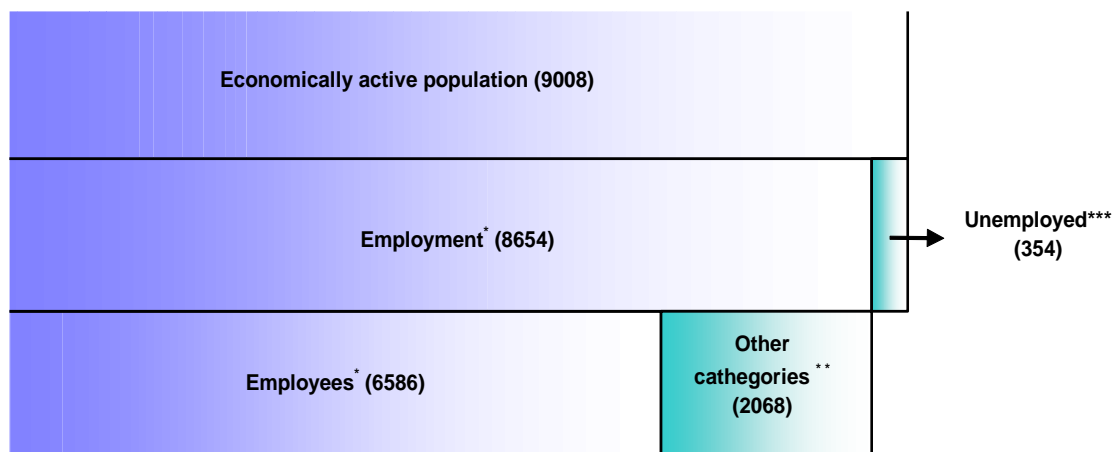
Area: Employment and unemployment

In the fourth quarter of 2019, the employment rate for the working age population (15-64 years) was 66.0%, decreasing as against the one recorded during the previous quarter

- In the fourth quarter of 2019, the employment rate¹ for the population aged 20-64 years was 71.1 %, 1.1 percentage points over the national target of 70% established in the context of the Strategy Europe 2020.
- In the fourth quarter of 2019, the economically active population of Romania was 9008 thousand persons, out of which 8654 thousand were employed persons and 354 thousand unemployed persons.

Population categories in the fourth quarter of 2019

- thou. persons -



* Including military staff and assimilated and the persons working in underground economy.

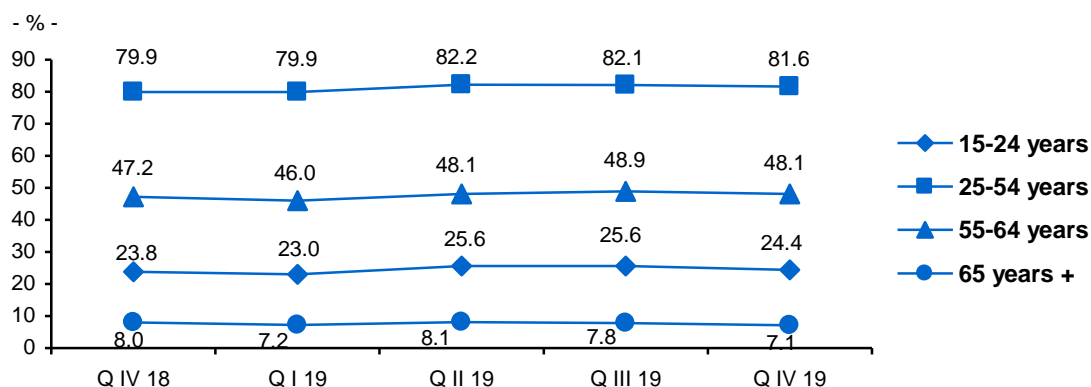
** Other categories: employers, self-employed persons, contributing family worker, members of agricultural holdings or non agricultural co-operatives.

*** According to the standards of International Labour Office (ILO).

In the fourth quarter of 2019, the employment rate for the working age population (15-64 years) was 66.0%, decreasing as against the one recorded during the previous quarter by 0.7 percentage points. The employment rate was higher for men (75.2% as against 56.6% for women) and for residents in the urban area (67.8% as against 63.9% in rural area).

The employment rate for youth (15-24 years) was 24.4%.

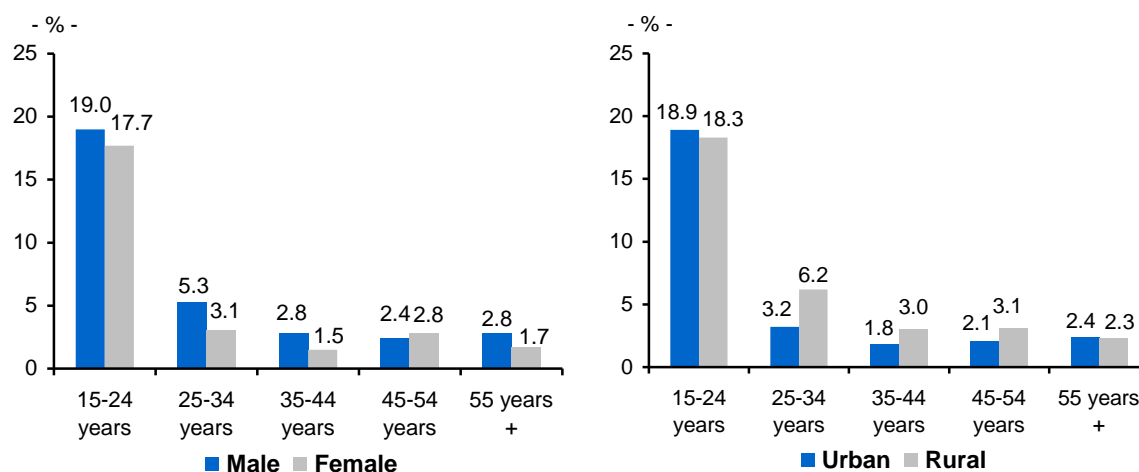
Evolution of employment rate for population aged 15 years and over, by age groups



[Chart data \(xls\)](#)

Unemployment rate² in the fourth quarter of 2019 was 3.9%, increasing with 0.1 percentage points as compared with the one recorded for the previous quarter.

Unemployment rate by age groups, sex and area, in the fourth quarter of 2019



[Chart data \(xls\)](#)

By sex, the gap between the two unemployment rates was 1.3 percentage points (4.5% for men as against 3.2% for women), while by residential areas it was 2.1 percentage points (5.1% for rural area, as against 3.0% for urban area).

By age groups, the unemployment rate reached the highest level (18.5%) among young persons (15-24 years).

Additional information:

¹ **The employment rate** represents the weight of employment from the age group x in total population belonging to the same age group x.

² **The unemployment rate** represents the weight of unemployed persons in total economically active population.

For an accurate interpretation of the indicators, please see the [Methodological explanations](#).

The main indicators of labor force participation of the population are shown in [Annex](#).

The next press release about the data for the Q I 2020 is to be issued on Friday, the 26th of June, 2020.

Press release archive: <https://www.insse.ro/cms/en/comunicate-de-presa-view>.

Communication Department

e-mail: birou presa@insse.ro

Tel: +4021 3181869