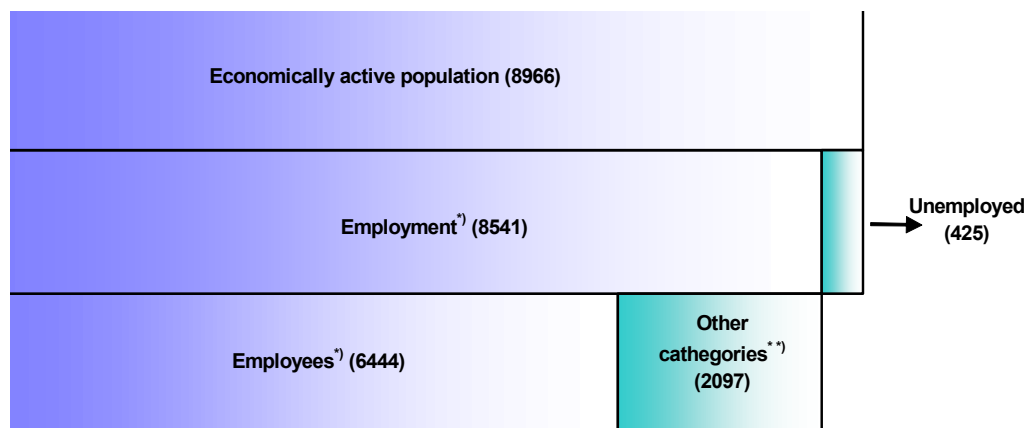


Area: Employment and unemployment

## In the fourth quarter of 2017, the employment rate for the working age population (15-64 years) was 63.4%, decreasing as against the one recorded during the previous quarter

- In the fourth quarter of 2017, the employment rate\* for the population aged 20-64 years was 68.4%, at a distance of 1.6 percentage points of the national target of 70% established in the context of the Strategy Europe 2020.
- In the fourth quarter of 2017, the economically active population of Romania was 8966 thousand persons, out of which 8541 thousand were employed persons and 425 thousand unemployed persons.

Population categories in the fourth quarter of 2017



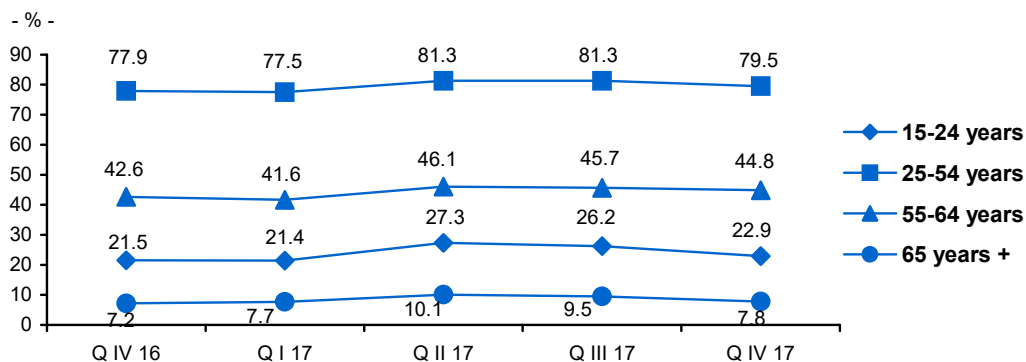
\* Including military staff and assimilated and the persons working in underground economy.

\*\* Other categories: employers, self-employed persons, contributing family worker, members of an agricultural holding or of a non agricultural co-operative

In the fourth quarter of 2017, the employment rate for the working age population (15-64 years) was 63.4%, down with 1.9 percentage points from the previous quarter. The employment rate was higher for men (71.8% as against 54.8% for women) and for residents in the urban area (65.0% as against 61.5% in rural area).

The employment rate for youth (15-24 years) was 22.9%.

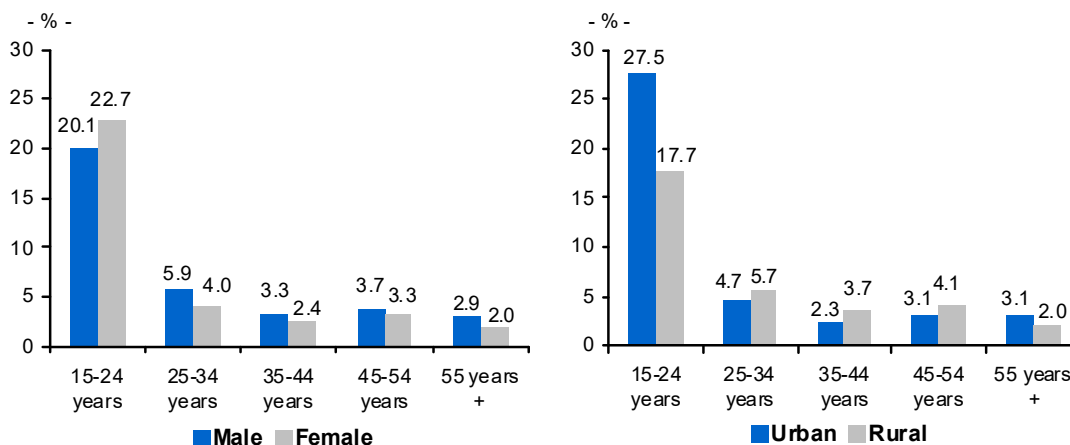
## Evolution of employment rate for population aged 15 years and over, by age groups



[Chart data \(xls\)](#)

Unemployment rate\*\* in the fourth quarter of 2017 was 4.7%, the same value as the one recorded for the previous quarter.

## Unemployment rate by age groups, sex and area, in the fourth quarter of 2017



[Chart data \(xls\)](#)

By sex, the gap between the two unemployment rates was 0.9 percentage points (5.1% for men as against 4.2% for women), while by residential areas it also was 0.9 percentage points (5.2% for rural area, as against 4.3% for urban area).

By age groups, the unemployment rate reached the highest level (21.2%) among young persons (15-24 years).

### Additional information:

\* **The employment rate** represents the weight of employment from the age group x in total population belonging to the same age group x.

\*\* **The unemployment rate** represents the weight of unemployed persons in total economically active population. For an accurate interpretation of the indicators, please see the [Methodological explanations](#).

The main indicators of labor force participation of the population are shown in [Annex](#).

The next press release about the data for the Q I 2018 is to be issued on Wednesday, the 27<sup>th</sup> of June, 2018.

Press release archive: <http://www.insse.ro/cms/en/comunicate-de-pres-a-view>.

**Communication Department**

e-mail: [birouipresa@insse.ro](mailto:birouipresa@insse.ro)

Tel: +4021 3181869