


Area: Employment and unemployment

In the fourth quarter of 2016, the employment rate for the working age population (15-64 years) was 61.6%, decreasing as against the one recorded during the previous quarter

- In the fourth quarter of 2016, the employment rate for the population aged 20-64 years was 66.5%, at a distance of 3.5 percentage points of the national target of 70% established in the context of the Strategy Europe 2020.
- In the fourth quarter of 2016, the economically active population of Romania was 8879 thousand persons, out of which 8394 thousand were employed persons and 485 thousand unemployed persons.

Population categories in the fourth quarter of 2016

- thou. persons -



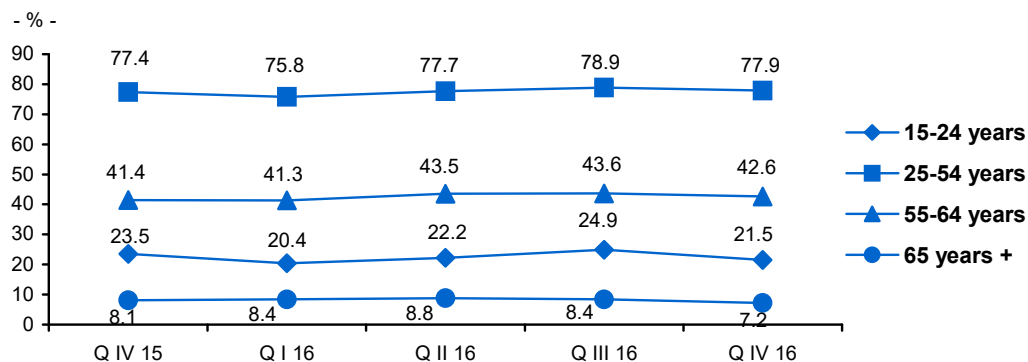
* Including military staff and assimilated and the persons working in underground economy.

** Other categories: employers, self-employed persons, contributing family worker, members of an agricultural holding or of a non agricultural co-operative

In the fourth quarter of 2016, the employment rate for the working age population (15-64 years) was 61.6%, decreasing as against the one recorded during the previous quarter by 1.5 percentage points. The employment rate was higher for men (70.0% as against 53.1% for women) and for residents in the urban area (63.9% as against 58.8% in rural area).

The employment rate for youth (15-24 years) was 21.5%.

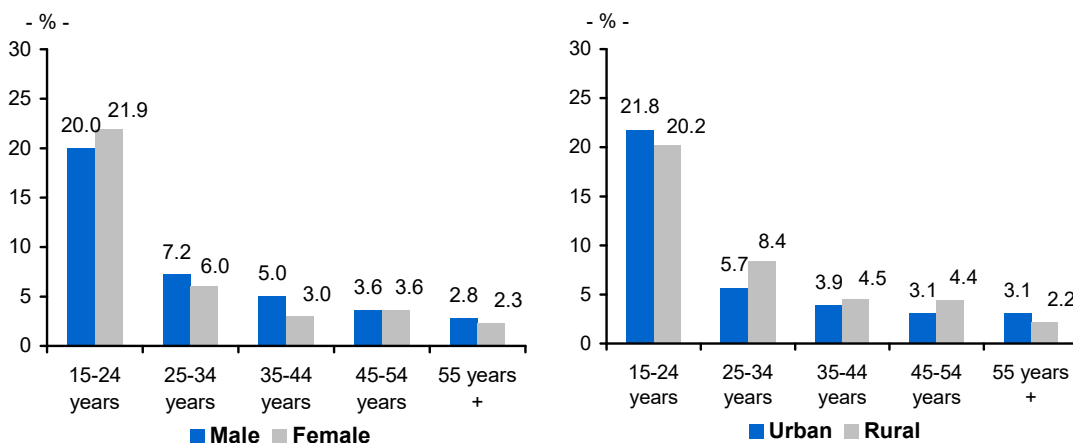
Evolution of employment rate for population aged 15 years and over, by age groups



[Chart data \(xls\)](#)

Unemployment rate in the fourth quarter of 2016 was 5.5%, decreasing as compared to the previous quarter (5.7%).

Unemployment rate by age groups, sex and area, in the fourth quarter of 2016



[Chart data \(xls\)](#)

By sex, the gap between the two unemployment rates was 1.0 percentage points (5.9% for men as against 4.9% for women), while by residential areas it was 1.5 percentage points (6.3% for rural area, as against 4.8% for urban area).

The unemployment rate reached the highest level (20.8%) among young persons (15-24 years).

Additional information:

For an accurate interpretation of the indicators, please see the [Methodological explanations](#).

The main indicators of labor force participation of the population are shown in [Annex](#).

The next press release about the data for the Q I 2017 is to be issued on Tuesday, the 27th of June, 2017.

Press release archive: <http://www.insse.ro/cms/en/comunicate-de-presa-view>.

Communication Department

e-mail: birou presa@insse.ro

Tel: +4021 3181868