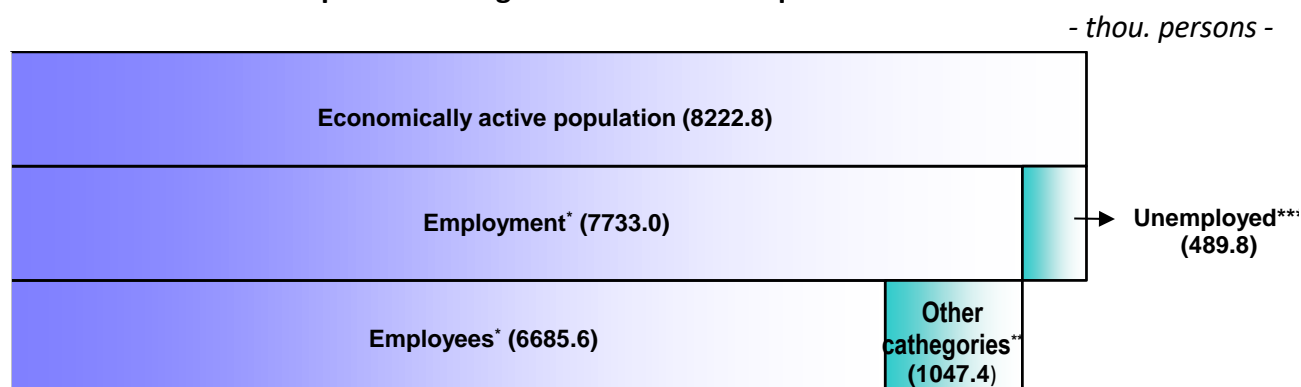


Area: Employment and unemployment

In the second quarter of 2025, the employment rate¹ of the working-age population (15-64 years) was 63.3%, increasing compared with the previous quarter

- In the second quarter of 2025, the employment rate for the population aged 20-64 years was 69.3%, higher than in the previous quarter.
- In the second quarter of 2025, the economically active population of Romania was 8222.8 thousand persons, of which 7733.0 thousand were employed persons and 489.8 thousand were unemployed persons.

Population categories in the second quarter of 2025



* Including military staff and assimilated and the persons working in underground economy.

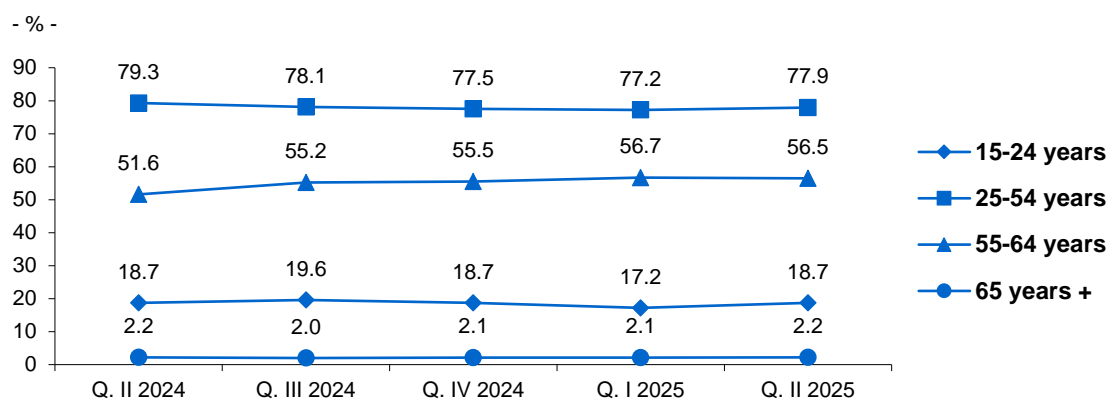
** Other categories: employers, self-employed persons and unpaid family workers.

*** According to the standards of International Labour Office (ILO).

In the second quarter of 2025, the employment rate for the working-age population (15-64 years) was 63.3%, increasing as against the one recorded during the first quarter of 2025 by 0.6 percentage points. The employment rate was higher for men (71.6% as against 54.8% for women), respectively for residents in the urban area (69.3% as against 57.1% in rural area).

The employment rate for youth (15-24 years) was 18.7%.

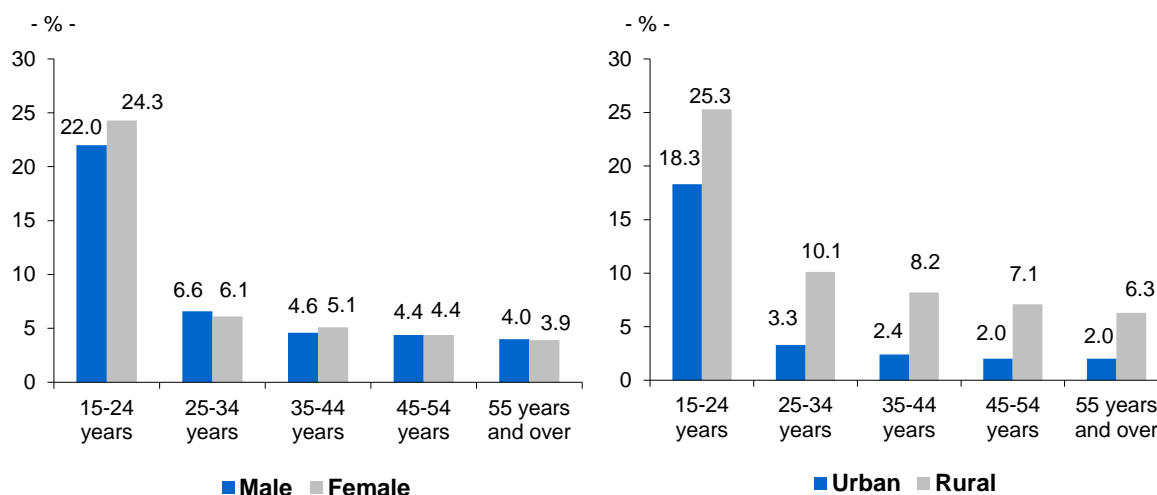
Evolution of employment rate for population aged 15 years and over, by age groups



[Chart data \(xls\)](#)

Unemployment rate² in the second quarter of 2025 was 6.0%, down by 0.2 percentage points, compared with the rate recorded in the first quarter of 2025.

Unemployment rate by age groups, sex and area of residence, in the second quarter of 2025



[Chart data \(xls\)](#)

By sex, the gap between the two unemployment rates was 0.1 percentage points (6.0% for men, as against 5.9% for women), while by residential areas it was 6.4 percentage points (9.4% in rural area, as against 3.0% in urban area).

By age groups, the unemployment rate reached the highest level (22.9%) among young persons aged 15-24 years.

Additional information:

¹ **The employment rate** represents the share of employment from the age group x in total population belonging to the same age group x.

² **The unemployment rate** represents the share of unemployed persons in total economically active population.

For an accurate interpretation of the indicators, please see the [Methodological explanations](#).

The main indicators of labor force participation of the population are shown in [Annex](#).

The next press release about the data for the Q III 2025 is to be issued on Monday, the 15th of December, 2025.

Press release archive: <https://insse.ro/cms/en/comunicate-de-pres-a-view>.

Directorate of European Affairs, International Cooperation and Communication

e-mail: biroupresa@insse.ro

Tel: +4021 3181869