


Area: Employment and unemployment

In the second quarter of 2017, the employment rate for the working age population (15-64 years) was 65.5%, increasing as against the one recorded during the previous quarter

- In the second quarter of 2017, the employment rate* for the population aged 20-64 years was 70.5%, surpassing the national target of 70% established in the context of the Strategy Europe 2020 with 0.5 percentage points.
- In the second quarter of 2017, the economically active population of Romania was 9418 thousand persons, out of which 8967 thousand were employed persons and 451 thousand unemployed persons.

Population categories in the second quarter of 2017

- thou. persons -



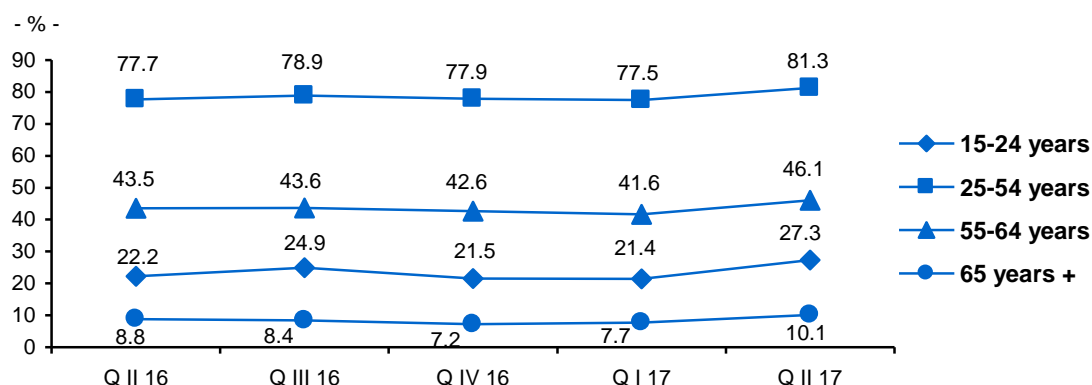
* Including military staff and assimilated and the persons working in underground economy.

** Other categories: employers, self-employed persons, contributing family worker, members of an agricultural holding or of a non agricultural co-operative

In the second quarter of 2017, the employment rate for the working age population (15-64 years) was 65.5%, up with 4.3 percentage points from the previous quarter, the increase being mainly due to seasonal activities in agriculture. The employment rate was higher for men (73.2% as against 57.7% for women) and for residents in the rural area (66.0% as against 65.1% in urban area).

The employment rate for youth (15-24 years) was 27.3%.

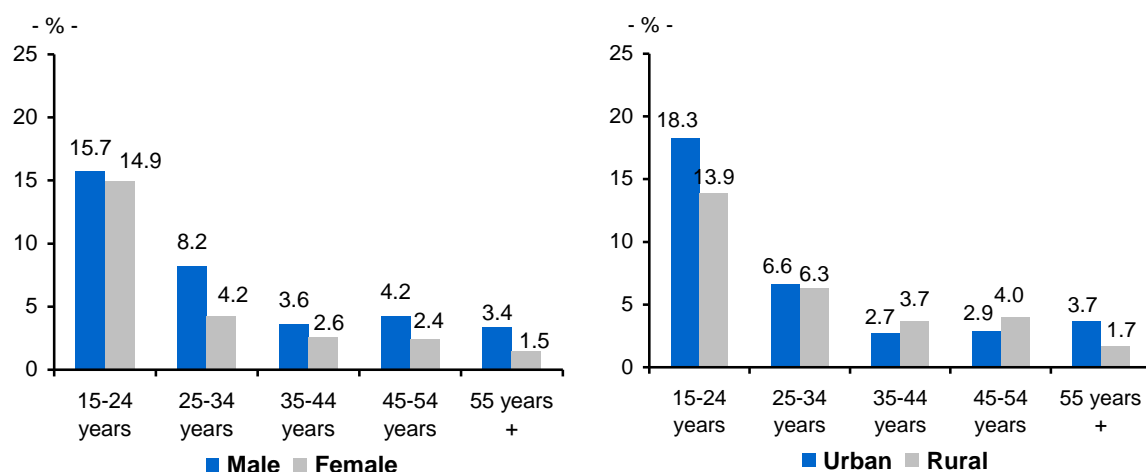
Evolution of employment rate for population aged 15 years and over, by age groups



[Chart data \(xls\)](#)

Unemployment rate** in the second quarter of 2017 was 4.8%, decreasing as compared to the previous quarter (5.5%).

Unemployment rate by age groups, sex and area, in the second quarter of 2017



[Chart data \(xls\)](#)

By sex, the gap between the two unemployment rates was 2.1 percentage points (5.7% for men as against 3.6% for women), while by residential areas it was 0.2 percentage points (4.9% for rural area, as against 4.7% for urban area).

The unemployment rate reached the highest level (15.4%) among young persons (15-24 years).

Additional information:

* **The employment rate** represents the weight of employment from the age group x in total population belonging to the same age group x.

** **The unemployment rate** represents the weight of unemployed persons in total economically active population. For an accurate interpretation of the indicators, please see the [Methodological explanations](#).

The main indicators of labor force participation of the population are shown in [Annex](#).

The next press release about the data for the Q III 2017 is to be issued on Friday, the 22nd of December, 2017.

Press release archive: <http://www.insse.ro/cms/en/comunicate-de-presa-view>.

Communication Department

e-mail: biroupresa@insse.ro

Tel: +4021 3181869