


**Area: Employment and unemployment**

## In the first quarter of 2020, the employment rate for the working age population (15-64 years) was 65.4%, decreasing as against the one recorded during the previous quarter

- In the first quarter of 2020, the employment rate<sup>1</sup> for the population aged 20-64 years was 70.6%, 0.6 percentage points over the national target of 70% established in the context of the Strategy Europe 2020.
- In the first quarter of 2020, the economically active population of Romania was 8902 thousand persons, out of which 8520 thousand were employed persons and 382 thousand unemployed persons. The number of employed persons decreased as compared to the previous quarter by 1.6%, but it was higher than the one recorded in the corresponding quarter of the previous year by 0.4%, while the number of unemployed increased as against both the previous quarter (by 7.9%) and the first quarter of 2019 (by 5.1%).

**Population categories in the first quarter of 2020**

- thou. persons -



\* Including military staff and assimilated and the persons working in underground economy.

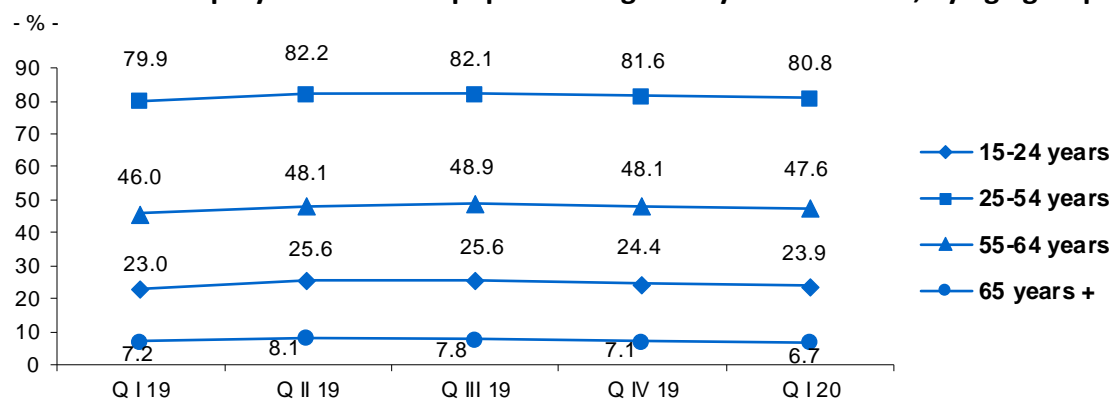
\*\* Other categories: employers, self-employed persons, contributing family worker, members of agricultural holdings or non agricultural co-operatives.

\*\*\* According to the standards of International Labour Office (ILO).

In the first quarter of 2020, the employment rate for the working age population (15-64 years) was 65.4%, decreasing as against the one recorded during the previous quarter by 0.6 percentage points, but increasing as compared to the same period of the previous year by 1.2 percentage points. The employment rate was higher for men (74.3% as against 56.2% for women) and for residents in the urban area (67.1% as against 63.2% in rural area).

The employment rate for youth (15-24 years) was 23.9%.

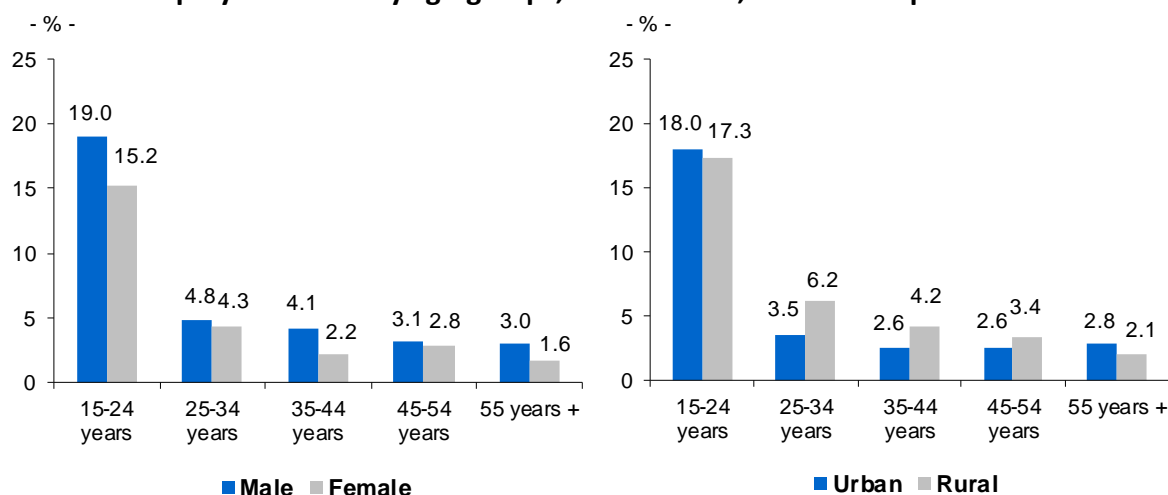
### Evolution of employment rate for population aged 15 years and over, by age groups



[Chart data \(xls\)](#)

Unemployment rate<sup>2</sup> in the first quarter of 2020 was 4.3%, increasing with 0.4 percentage points as compared with the one recorded for the previous quarter and by 0.2 percentage points as compared to the same period of the previous year.

### Unemployment rate by age groups, sex and area, in the first quarter of 2020



[Chart data \(xls\)](#)

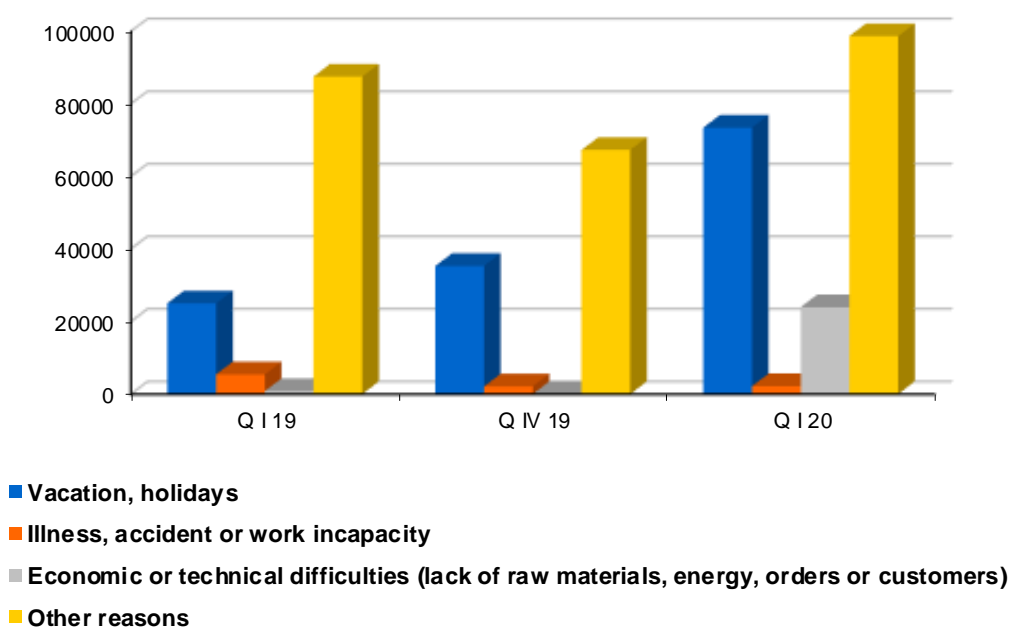
By sex, the gap between the two unemployment rates was 1.4 percentage points (4.9% for men as against 3.5% for women), while by residential areas it was 1.8 percentage points (5.3% for rural area, as against 3.5% for urban area).

By age groups, the unemployment rate reached the highest level (17.6%) among young persons (15-24 years).

Taking into account the reference period of the data<sup>1</sup>, as well as the specific definitions of the survey, specified in the methodological notes of the press release, the impact of the COVID19 pandemic on the main indicators (employment, unemployment) is not noticeable for the first quarter of 2020. Beyond that, the effects of the pandemic are visible **in the increase in the number of employed persons absent from work** (employed persons who, although in employment, did not work even one hour during the reference week, being on leave - of various types, days off, temporary interruption of work for various reasons, etc.)

The number of employed persons who did not work even for one hour in the reference week was 198 thousand persons in the first quarter of 2020, **almost double compared to the fourth quarter of 2019** (+ 89.3%) and 66.9% higher than the corresponding quarter of the previous year. Economic or technical difficulties of the employer (lack of raw materials, customers or orders) - was indicated as a reason for the absence by 12.1% of persons, unlike previous periods when this reason had insignificant shares. Over a third of the number of persons absent from work (37.0%) were on vacation (including holidays, compensation leave), while 1.1% were absent due to illness. Most persons (49.8%) indicated other reasons (including parental leave up to 2 years, maternity leave, unpaid leave, etc.).

**Employed persons absent from work, by reasons of absence**

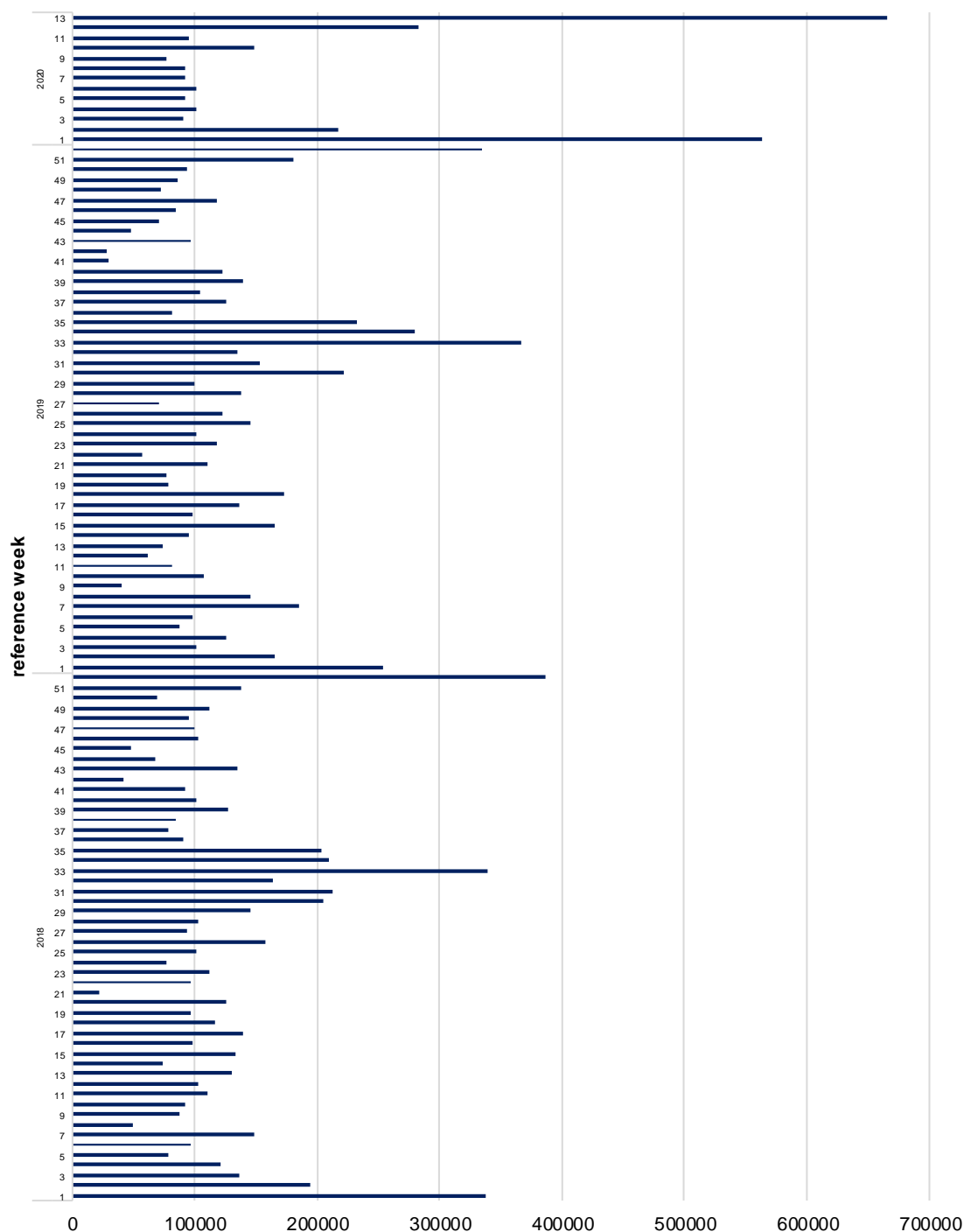


[Chart data \(xls\)](#)

Keeping in mind that the Household Labor Force Survey continuously measures the situation in a reference week, and the quarterly figures reflect the **average situation** in the weeks that make up the quarter, strictly experimental, for more information, we present below detailed results, by reference weeks, for the period 2018 - I quarter 2020. In the last week of the first quarter 2020 (March 23-29), over 650 thousand persons were absent from work, a value much higher than the same period of previous years.

<sup>1</sup> The household labor force survey - the source of the data for this release - measures the labor market situation during all weeks of the year. The data published for the first quarter cover the period December 30, 2019 - March 29, 2020 (weeks 1 - 13 of the year). In Romania, the state of emergency was established on March 16, and the extended traffic restrictions became effective on March 25, the measures adopted in the context of the COVID19 pandemic thus affecting only the last two weeks of the quarter.

## Employed persons absent from work, by reference week, during the first quarter 2018 - first quarter 2020 period



[Chart data \(xls\)](#)

### Additional information:

<sup>1</sup> **The employment rate** represents the weight of employment from the age group x in total population belonging to the same age group x.

<sup>2</sup> **The unemployment rate** represents the weight of unemployed persons in total economically active population.

For an accurate interpretation of the indicators, please see the [Methodological explanations](#).

The main indicators of labor force participation of the population are shown in [Annex](#).

The next press release about the data for the Q II 2020 is to be issued on Friday, the 25<sup>th</sup> of September, 2020.

Press release archive: <https://insse.ro/cms/en/comunicate-de-pres-a-view>.

**Communication Department**

e-mail: [biroupresa@insse.ro](mailto:biroupresa@insse.ro)

Tel: +4021 3181869