


Area: Employment and unemployment

In the first quarter of 2016, the employment rate for working age population (15-64 years) was 59.8%, decreasing as against the one recorded during previous quarter

- In the first quarter of 2016, the employment rate for population aged 20-64 years was 64.5%, at a distance of 5.5 percentage points of the national target of 70% established in the context of the Strategy Europe 2020.
- In the first quarter of 2016, the economically active population of Romania was 8834 thousand persons, out of which 8249 thousand employed persons and 585 thousand unemployed persons.

Population categories in the first quarter of 2016

- thou. persons -



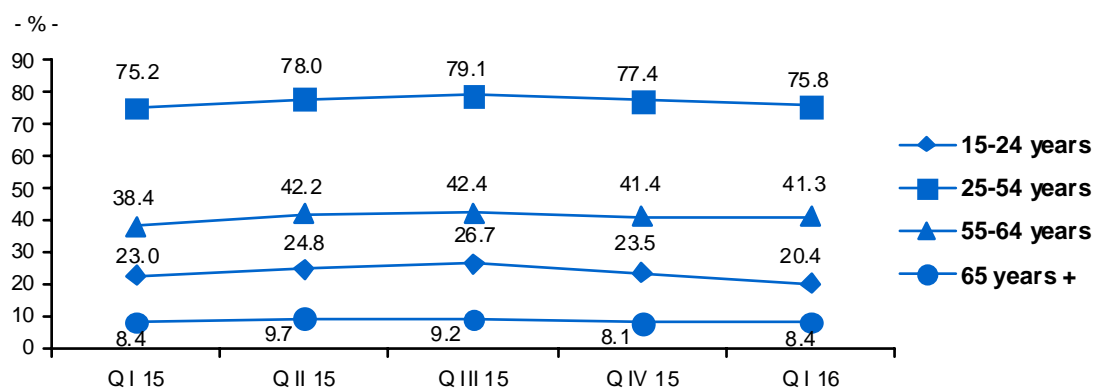
* Including military staff and assimilated and the persons working in underground economy.

** Other categories: employers, self-employed persons, contributing family worker, members of an agricultural holding or of a non agricultural co-operative

In the first quarter of 2016, the employment rate for working age population (15-64 years) was 59.8%, decreasing as against the one recorded during previous quarter by 1.6 percentage points. The employment rate was higher for men (67.2% as against 52.2% for women) and for persons from urban area (61.2% as compared to 58.0% in rural area).

The employment rate for youth (15-24 years) was 20.4%.

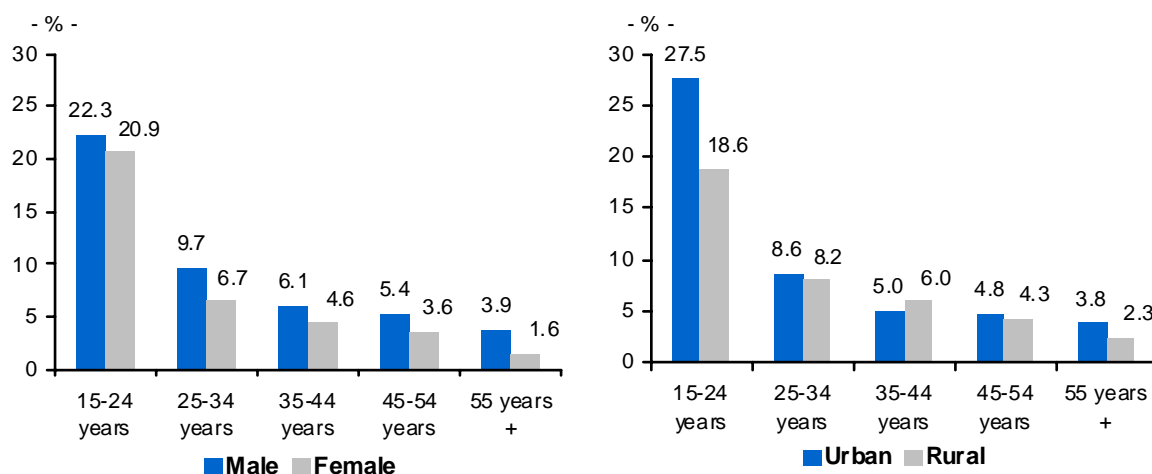
Evolution of employment rate for population aged 15 years and over, by age groups



[Chart data \(xls\)](#)

Unemployment rate in the first quarter of 2016 was 6.6%, the same value as the one recorded for the previous quarter.

Unemployment rate by age groups, sex and area, in the first quarter of 2016



[Chart data \(xls\)](#)

By sex, the gap between the two unemployment rates was 2.3 percentage points (7.6% for men as against 5.3% for women), while by residential area it was only 0.2 percentage points (6.7% for urban area, as against 6.5% for rural area).

The unemployment rate reached the highest level (21.8%) among young persons (15-24 years).

Additional information:

For an accurate interpretation of the indicators, please see the [Methodological explanations](#).

The main indicators of labor force participation of the population are shown in [Annex](#).

The next press release about the data for the Q II 2016 is to be issued on Thursday, the 29nd of September, 2016.

Press release archive: <http://www.insse.ro/cms/en/comunicate-de-presa-view>.

Communication Department

e-mail: birou presa@insse.ro

Tel: +4021 3181868