

Domain: Vital statistics

Vital statistics in November 2021, in the framework of the health crisis

- In November 2021, the number of recorded births increased compared to November 2020 but decreased compared to October 2021.
- The number of deaths recorded in November 2021 rose compared to November 2020 but dropped compared to the previous month (October 2021).
- In November 2021, the number of recorded marriages slightly decreased compared to November 2020 but was 2.3 times smaller than in October 2021.
- The number of divorces recorded in November 2021 increased compared to both November 2020 and October 2021.

November 2021 compared to October 2021

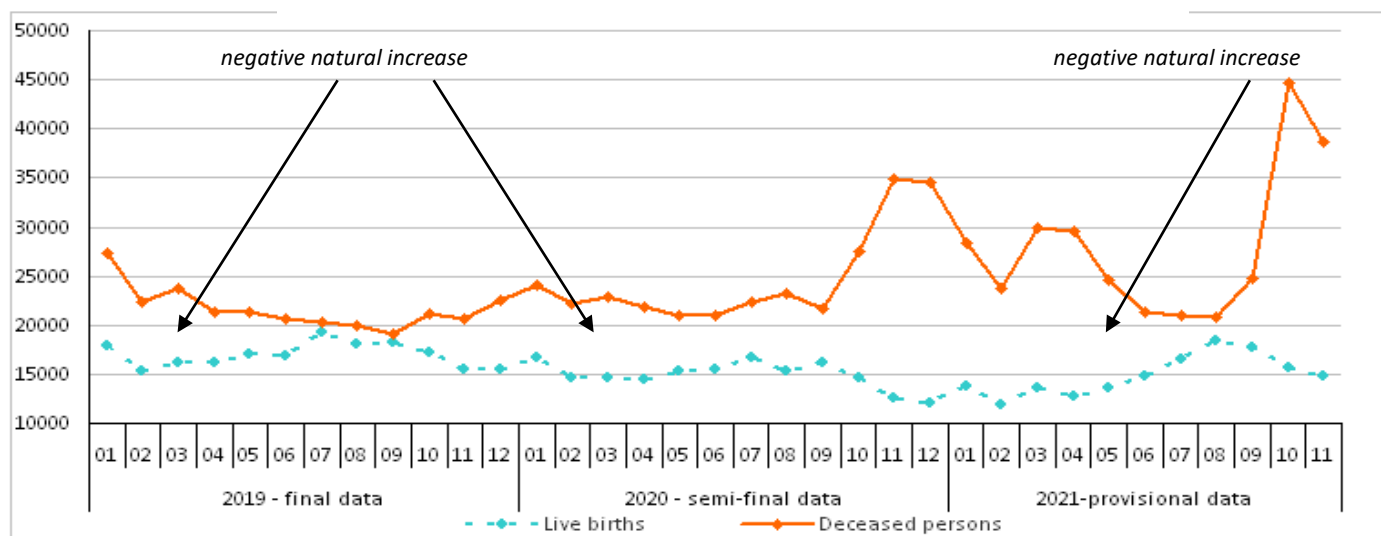
Birth rate, death rate and natural increase¹

The **births** of 14819 children were recorded in November 2021, 794 less than in October 2021.

The number of **deaths** recorded in November 2021 was 38653 (19483 men and 19170 women), 5942 deaths (3234 men and 2708 women) less than in October 2021. The number of **deaths of children under 1 year** recorded in November 2021 was 78, 19 deaths less than in October 2021.

As shown by the graph below, the number of deaths in 2020 increased significantly in October, November and December compared to the same months of 2019, and in January and February 2021 there was a downward trend in the number of deaths compared to the last months of 2020, with their number still being greater than the one recorded in the same months of the previous year. In the context of the COVID-19 pandemic, in October 2021, the highest increase in the number of deaths since the beginning of the pandemic was reported, after a 5-month period of decreases in the total number of deaths (April-August).

Fig. 1 Evolution of the number of live births and deceased persons from January 2019 to November 2021

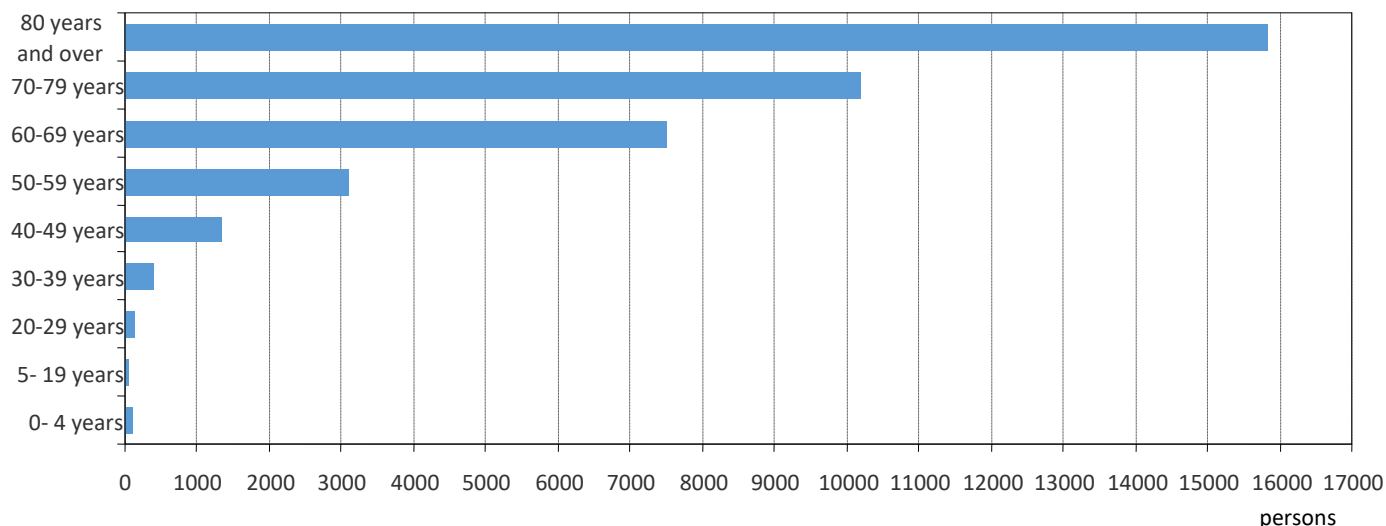


[The graph data in .xls format](#)

¹ The data for the months of 2020 are semi-final, and the data for the months of 2021 are provisional.

In November 2021, more than two thirds of the total number of deaths were recorded for the persons aged at least 70 (15836 deaths, accounting for 41.0% of the total, were recorded for the age group of 80 years and over; 10206 deaths, accounting for 26.4% of the total, were for persons aged 70-79) and 7491 deaths (19.4%) were for persons aged 60-69. Naturally, by contrast, the fewest deaths were recorded for the age groups of 5-19 years (56 deaths), 0-4 years (103 deaths) and 20-29 years (138 deaths).

Fig. 2 Deaths recorded in November 2021, by age group



[The graph data in .xls format](#)

If we consider the main causes of death, in November 2021 the greatest number of persons died of diseases of the circulatory system (18113 persons, accounting for 46.9% of the deaths recorded in November 2021), diseases of the respiratory system (11929 persons, accounting for 30.9%) and neoplasms (4101 persons, accounting for 10.6%). After 4 months in which the diseases of the respiratory system were the third cause of death, in September, October and November 2021 they are, once again, the second most frequent cause of death, a situation that was also recorded during the October 2020-April 2021 period.

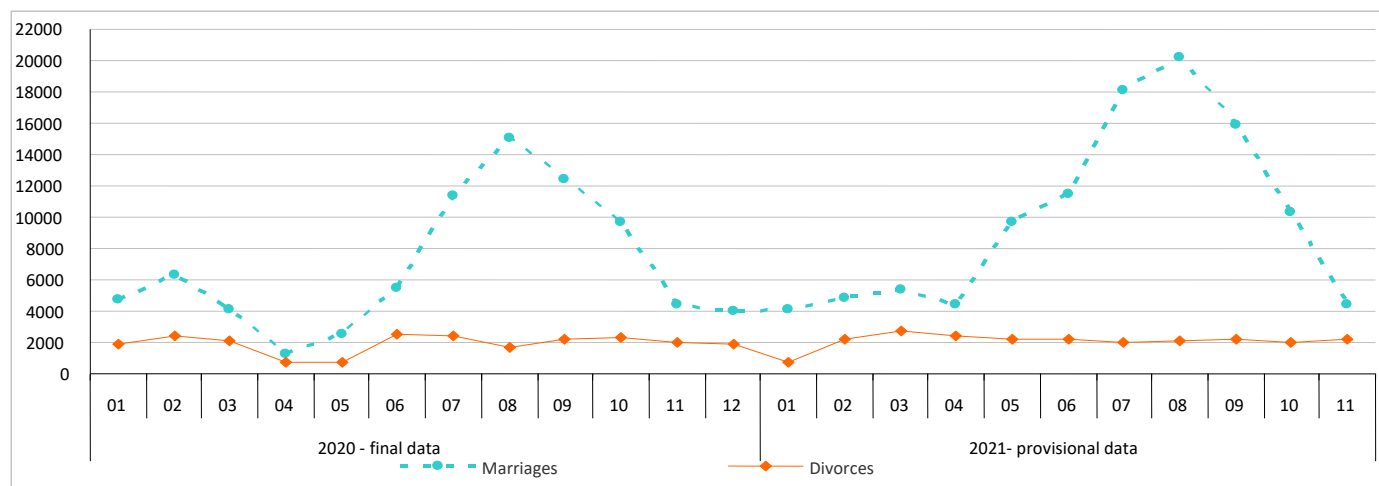
The **natural increase** remained negative in November 2021 (-23834); the number of deaths was 2.6 times higher than that of live births.

Marriage rate and divorce rate¹

4423 **marriages** were recorded at Register Offices in November 2021, 5912 less than in October 2021.

2234 **divorces** were formally pronounced by final court decree and in accordance with Law No 202/2010 in November 2021, 220 more than in October 2021.

Fig. 3 Evolution of the number of marriages and divorces from January 2020 to November 2021



[The graph data in .xls format](#)

November 2021 compared to November 2020

Birth rate, death rate and natural increase¹

The number of **live births** recorded in November 2021 was greater by 2175 compared to the same month of 2020.

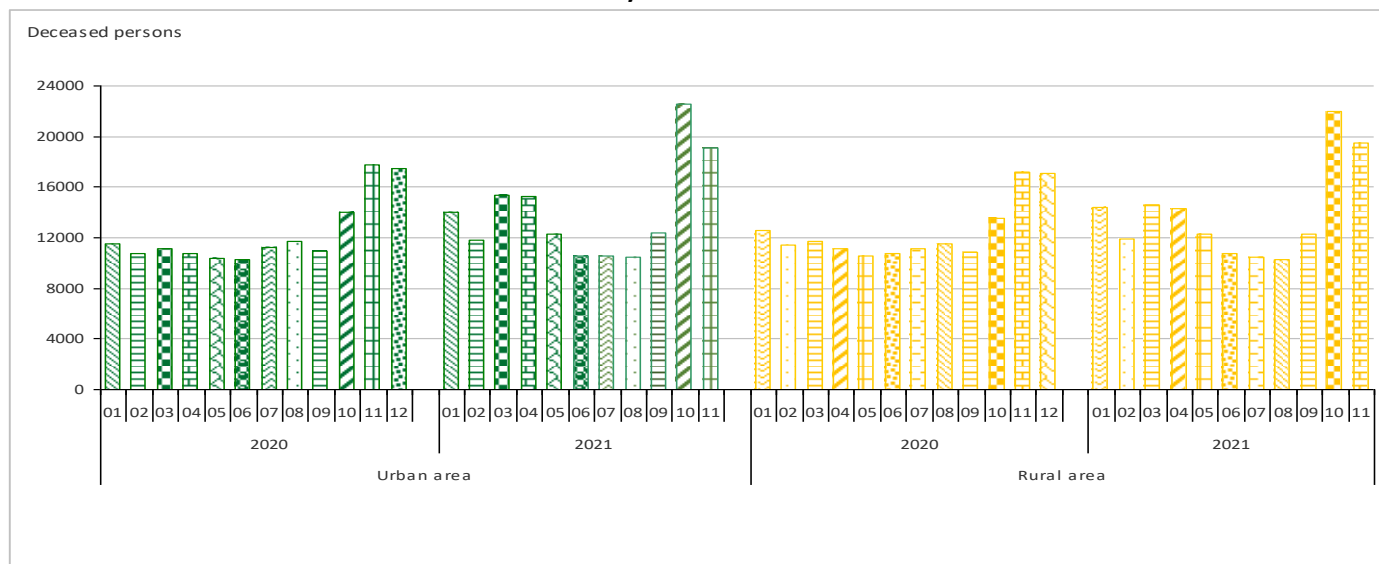
The **natural increase** was negative both in November 2021 (-23834 persons) and in November 2020 (-22308 persons).

The number of persons who **died** in November 2021 was greater by 3701 than in November 2020. Based on the three main causes of death, 3603 more deaths due to diseases of the respiratory system were recorded in November 2021 than in November 2020, the number of deaths due to diseases of the circulatory system was lower by 93, and 15 less deaths due to neoplasms were reported.

The number of **children under 1 year who died** was smaller by 10 in November 2021 than the one recorded in November 2020.

In November 2021, the deaths of 19128 persons (9525 men and 9603 women) were recorded in the urban area and 19525 deaths (9958 men and 9567 women) were recorded in the rural area. Compared to the same month of 2020, the number of persons who died increased by 1373 persons (103 less men but 1476 more women) in the urban area and by 2328 persons (722 men and 1606 women) in the rural area.

Fig. 4 Evolution of the number of deceased persons by area of residence from January 2020 to November 2021



[The graph data in .xls format](#)

Marriage rate and divorce rate²

The number of **marriages** decreased by 29 in November 2021 compared to the number recorded in the same month of the previous year.

202 more **divorces** than in November 2020 were formally pronounced by final court decree and in accordance with Law No 202/2010 in November 2021.

The effects of the health crisis on the vital events are visible, particularly in the case of deaths, which since June 2020 have experienced an upward trend compared to the same months of the previous year, with July and August 2021 being the first months when the number of deaths decreased compared to the same months of the previous year, but since September 2021 there have been significant increases compared to the same months of the previous year, with the highest rise in the number of deaths being reported in October 2021. In the case of births, during the January 2020-July 2021 period, each month, the number of children born was lower than that of the same month of the year before but increased in August-November 2021 compared to the same months of 2020.

² The data for the months of 2020 are final, and the data for the months of 2021 are provisional.

In the case of marriages, since March 2020 there have been drops in the number of these events compared to the same months of the previous year, for 12 months in a row, with March 2021 being the first month when the number of marriages increased compared to the same month of 2020, a situation that was maintained during the March-October 2021 period. In November 2021, a decrease in the number of marriages compared to the same month of the previous year was reported.

For a complete characterisation of the vital events recorded in March 2020-November 2021, in the framework of the COVID-19 pandemic, one needs to take into account that the provisions of the military ordinances introduced certain limitations as far as the organisation of events with more than 3 persons attending was concerned, limited the travels outside the dwelling and outside the locality, suspended the activities in closed spaces, made the Union of Notaries Public extend the deadlines for the pending divorce files until after the state of emergency ended. The provisions of the Government Decisions for the period covered by the state of alert imposed certain limitations with regard to the number of people than can get together in public places, as well as measures stating that only the organisation of events with a very small number of participants is allowed, a lockdown of certain localities was imposed and, once again, some activities that are carried out in closed spaces were suspended. The data need to be interpreted in correlation with the information from administrative sources, especially the information published by the Ministry of Health, through the National Institute of Public Health.

Additional information:

Natural increase represents the difference between the number of live births and the number of deceased persons during the reference period.

The data for the months of the year 2021 are provisional, with the events being presented according to the date when they were recorded and not according to the date when the vital events occurred; due to this reason, the data related to the year 2021 will experience changes by including the belatedly recorded events (after the month of reference), by excluding the events recorded during the reference month but which occurred the previous month or before the previous month and by redistributing the events by month according to the date of occurrence.

For an accurate interpretation of the indicators, please see the [Methodological explanations attached to the press release on the homepage](#). The next press release on vital statistics will be issued on 10 February 2022.

Press release archive: <https://insse.ro/cms/en/comunicate-de-presa-view>

Communication Directorate

E-mail: birouipresa@insse.ro; telephone: +4021 3181869