

Domain: Vital statistics

## Vital statistics in November 2020 in the framework of the health crisis

- In November 2020, the number of recorded births increased compared to November 2019 and decreased compared to the previous month (October 2020).
- The number of deaths in November 2020 increased significantly both compared to the same month of the previous year and to October 2020.
- In November 2020, the number of recorded marriages and divorces fell compared to November 2019 and compared to October 2020.

### November 2020 compared to October 2020

#### Birth rate, death rate and natural increase<sup>1</sup>

The **births** of 13754 children were recorded in November 2020, 2792 less than in October 2020.

The number of **deaths** recorded in November 2020 was 34769 (18716 men and 16053 women), 7278 deaths (3923 men and 3355 women) more than in October 2020. The number of **deaths of children under 1 year** recorded in November 2020 was 84, a decrease of 23 deaths of children under 1 year compared to October 2020.

The comparison with the previous month is influenced by the fact that the statistical recordings of vital events experience a time gap from month to month, due to the fact that there are vital events which occur in the last 4-5 days of the current month and which are mainly recorded in the following month. It should also be noted that the death rate has a seasonal evolution, with higher values in the winter months, while the lowest values belong to the months of July, August and September.

**Table 1 Deaths recorded in the reference month, according to the date of the occurrence**

Months of 2020	Recorded deaths <sup>1)</sup>	Deaths that occurred <sup>2)</sup> :		
		in the reference month	in the month preceding the reference month	two months or more before the reference month
A	1	2	3	4
January	23352	22434	757	161
February	21699	20607	1092	-
March	22591	21335	1153	103
April	21812	20593	1049	170
May	20249	19317	796	136
June	21073	19542	1292	239
July	22417	20980	1133	304
August	23169	21765	1108	296
September	21973	20371	1196	406
October	27491	25733	1188	570
November	34769	32694	1625	450

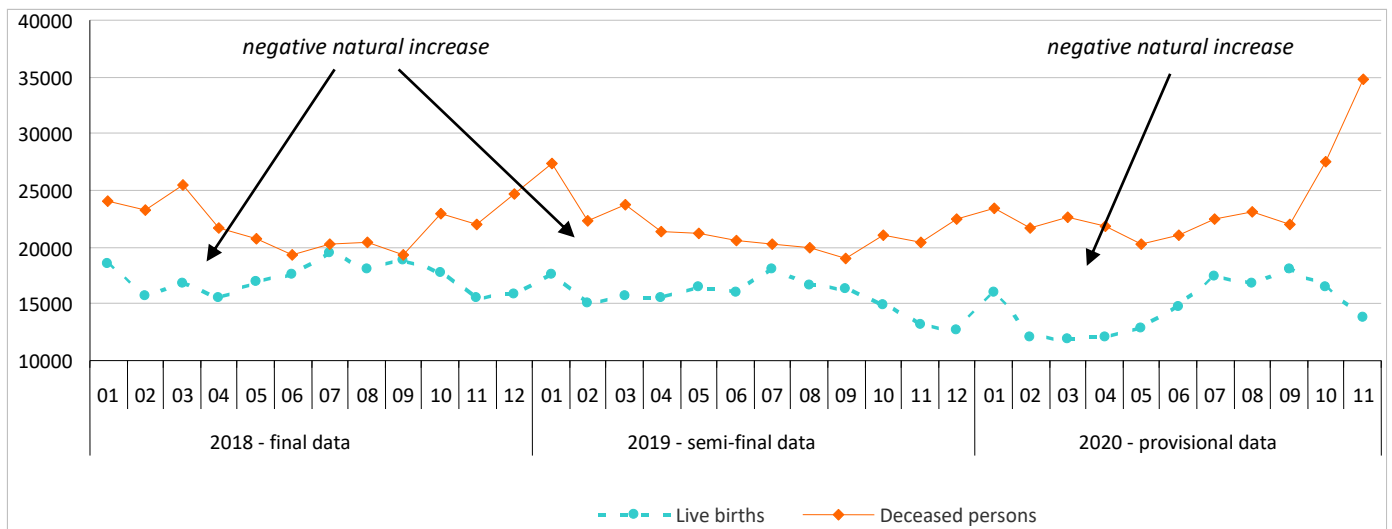
<sup>1)</sup> Provisional data broken down according to the date when the vital event was recorded

<sup>2)</sup> Provisional data broken down according to the date when the vital event occurred

<sup>1</sup> The data for the months of 2019 are semi-final, and the data for the months of 2020 are provisional.

As shown by the data series in the graph below, generally, the number of deaths in 2020 increased significantly in October and November compared to the same months of the previous years.

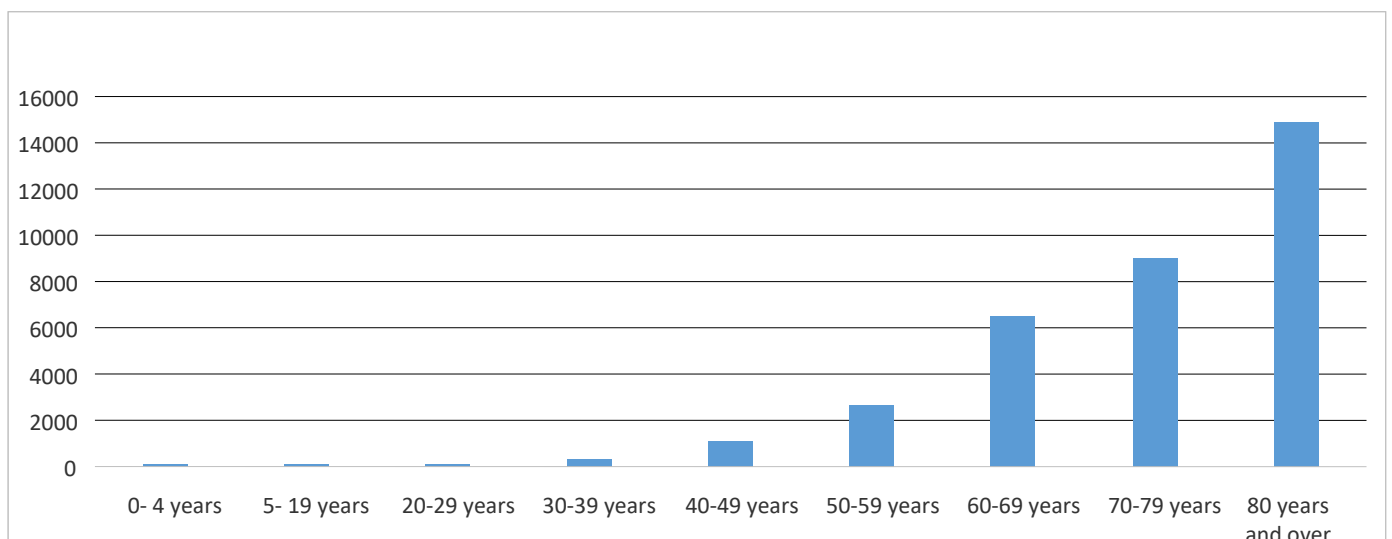
**Fig. 1 Evolution of the number of live births and deceased persons from January 2018 to November 2020**



[The graph data in .xls format](#)

In November 2020, over two thirds of the total number of deaths were recorded for the persons aged at least 70 (14950 deaths, accounting for 43.0% of the total, were recorded for the age groups of 80 years and over; 9026 deaths, accounting for 26.0%, were for persons aged 70-79) and 6490 deaths (18.7%) were for persons aged 60-69. Naturally, by contrast, the fewest deaths were recorded for the age groups of 5-19 years (48 deaths), 0-4 years (95 deaths) and 20-29 years (104 deaths).

**Fig. 2 Deaths recorded in November 2020, by age group**



[The graph data in .xls format](#)

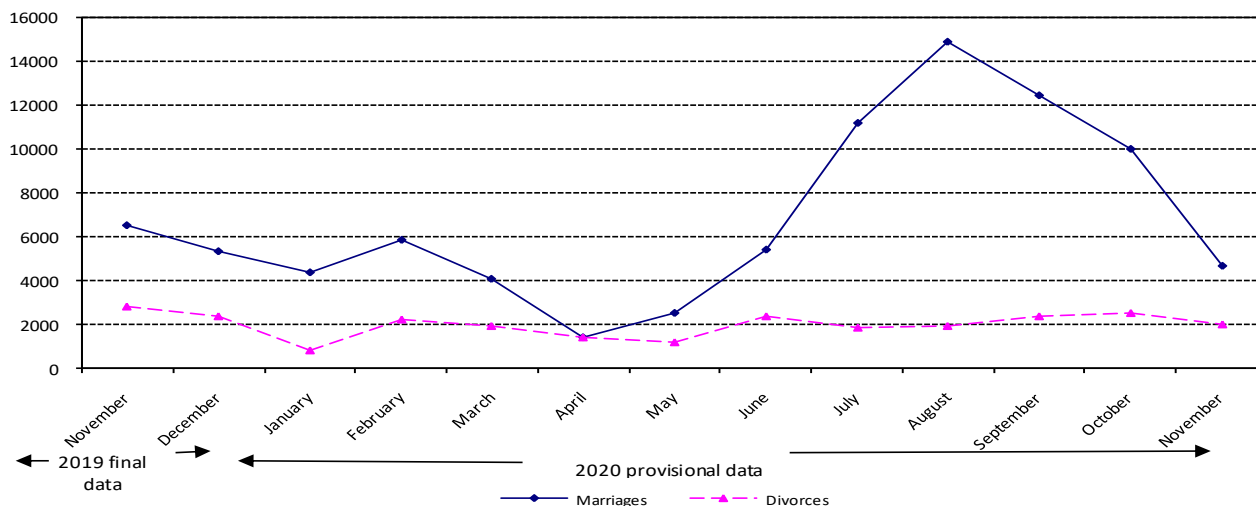
The **natural increase** remained negative in November 2020, with an excess of deaths of 21015 over live births.

## Marriage rate and divorce rate<sup>2</sup>

4639 **marriages** were recorded at Register Offices in November 2020, 5351 less than in October 2020.

1987 **divorces** were formally pronounced by final court decree and in accordance with Law No 202/2010 in November 2020, 558 less than in October 2020.

**Fig. 3 Evolution of the number of marriages and divorces from November 2019 to November 2020**



[The graph data in .xls format](#)

## November 2020 compared to November 2019<sup>1</sup>

### Birth rate, death rate and natural increase

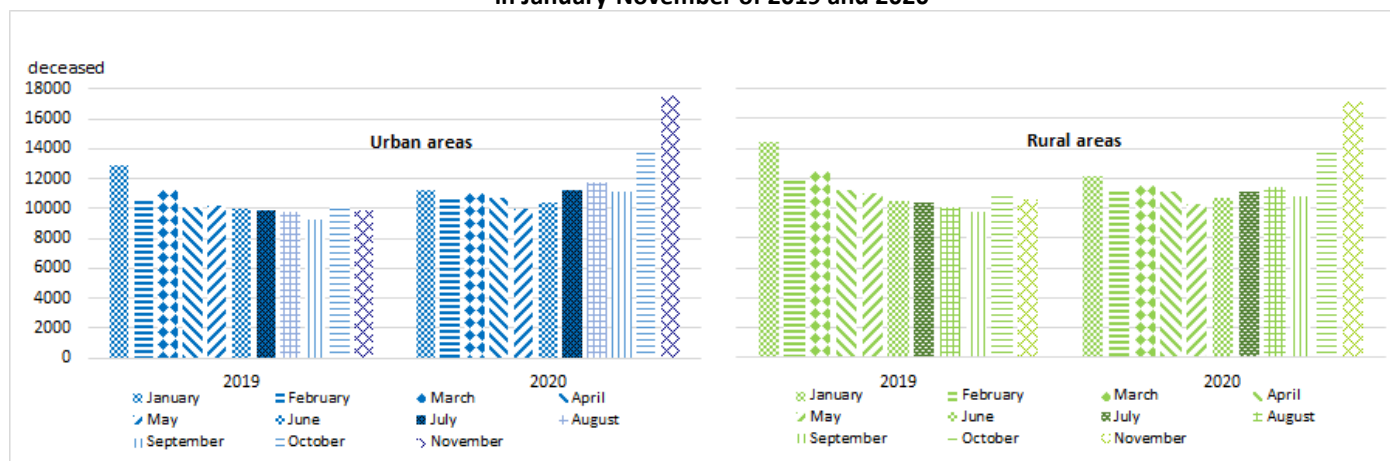
The number of **live births** recorded in November 2020 was higher by 646 compared to the same month of 2019.

The number of persons who **died** in November 2020 was greater by 14287 than in November 2019.

The negative **natural increase** was nearly three times higher in November 2020 than in November 2019 (-21015 persons in November 2020, compared to -7374 persons in November 2019).

The number of **children under 1 year who died** was greater by 5 in November 2020 than the one recorded in November 2019.

**Fig. 4 Evolution of the number of deceased persons by area of residence in January-November of 2019 and 2020**



[The graph data in .xls format](#)

<sup>2</sup> The data for the months of 2019 are final, and the data for the months of 2020 are provisional.

<sup>1</sup> The data for the months of 2019 are semi-final, and the data for the months of 2020 are provisional.

In November 2020, the deaths of 17624 persons (9553 men and 8071 women) were recorded in the urban area and 17145 deaths (9163 men and 7982 women) were recorded in the rural area. Compared to the same month of 2019, the number of persons who died increased by 7696 persons (4332 men and 3364 women) in the urban area and by 6591 persons (3614 men and 2977 women) in the rural area.

### **Marriage rate and divorce rate<sup>2</sup>**

The number of **marriages** decreased by 1916 in November 2020 compared to the number recorded in the same month of the previous year.

840 less **divorces** than in November 2019 were formally pronounced by final court decree and in accordance with Law No 202/2010 in November 2020.

The effects of the health crisis on the vital events are visible, particularly in the case of deaths, which since June have experienced an upward trend compared to the same months of 2019, and in the case of marriages, which since March have recorded drops in the number of events compared to the same months of 2019. The number of births has fallen in each month compared to the same period of the previous year but, since August 2020, the number of live births recorded every month has been higher than in the same month of 2019. Nevertheless, since February 2020, the negative natural increase has become more marked in each month compared to the same month of the previous year.

*For a complete characterisation of the vital events recorded in March-November 2020, in the framework of the COVID-19 pandemic, one needs to take into account that the provisions of the military ordinances introduced certain limitations as far as the organisation of events with more than 3 persons attending is concerned, limited the travels outside the dwelling and outside the locality, suspended the activities in closed spaces, made the Union of Notaries Public extend the deadlines for the pending divorce files until after the state of emergency ends. The provisions of the Government Decisions for the period covered by the state of alert imposed certain limitations with regard to the number of people than can get together in public places, as well as measures stating that only the organisation of events with a very small number of participants is allowed, and, recently, a lockdown of certain localities was imposed and, once again, some activities that are carried out in closed spaces were suspended. The data need to be interpreted in correlation with the information from administrative sources, especially the information published by the Ministry of Health, through the National Institute of Public Health.*

### **Additional information:**

**Natural increase** represents the difference between the number of live births and the number of deceased persons during the reference period.

The data for the months of the year 2020 are provisional, with the events being presented according to the date when they were recorded and not according to the date when the vital events occurred; due to this reason, the data related to the year 2020 will experience changes by including the belatedly recorded events (after the month of reference), by excluding the events recorded during the reference month but which occurred the previous month or before the previous month and by redistributing the events by month according to the date of the occurrence. For an accurate interpretation of the indicators, please see the [Methodological explanations attached to the press release on the homepage](#). The next press release on vital statistics will be issued on 10 February 2021.

Press release archive: <https://insse.ro/cms/en/comunicate-de-presa-view>

### **Communication Directorate**

E-mail: [birouipresa@insse.ro](mailto:birouipresa@insse.ro); telephone: +4021 3181869

---

<sup>2</sup> The data for the months of 2019 are final, and the data for the months of 2020 are provisional.