

Domain: Vital statistics

Vital statistics in October 2024

- In October 2024, the number of recorded births¹ increased compared to October 2023 but decreased compared to the previous month.
- The number of recorded deaths¹ decreased compared to October 2023 but increased compared to the previous month.
- The natural increase remained negative in October 2024.

October 2024 compared to September 2024

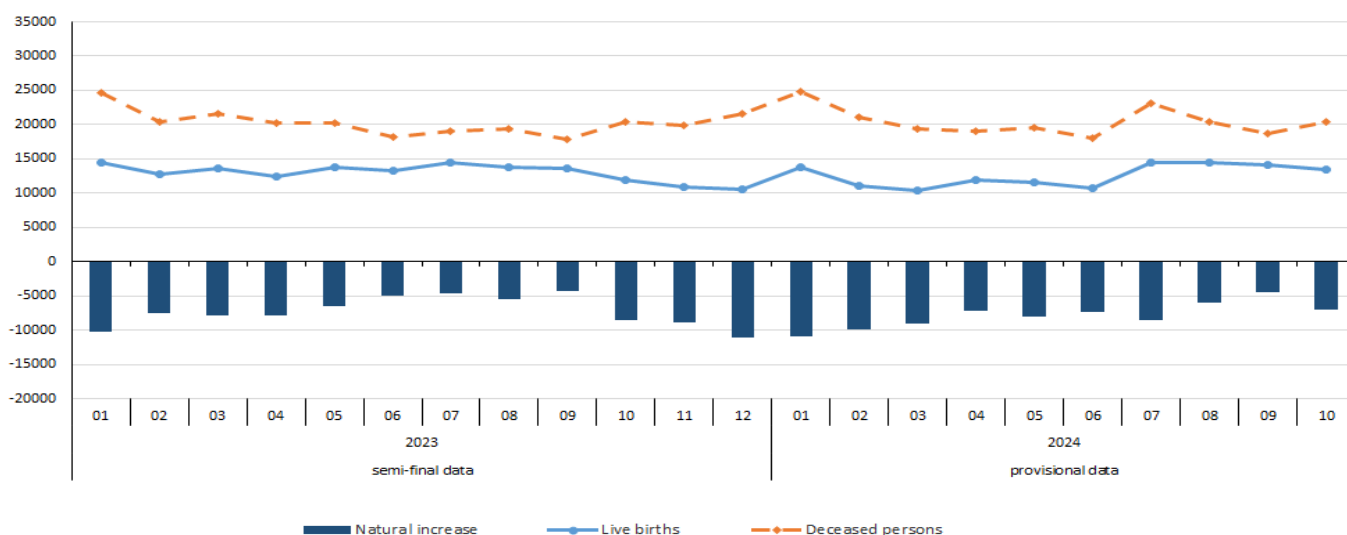
Birth rate, death rate and natural increase²

The **birth certificates**¹ of 13418 children were recorded in October 2024, 767 less (-5.4%) than in September 2024.

The number of **death certificates**¹ recorded in October 2024 was 20454 (10745 for men and 9709 for women), 1837 deaths more than in September 2024, which amounted to an increase of 9.9% (+9.5% men and +10.3% women). The number of **death certificates** recorded for **children under 1 year** in October 2024 was 84, a decrease of 3 deaths compared to September 2024.

The **natural increase** remained negative in October 2024 (-7036); the number of deaths was 1.5 times higher than that of live births.

Fig. 1 Evolution of the number of live births and deceased persons and of the natural increase from January 2023 to October 2024



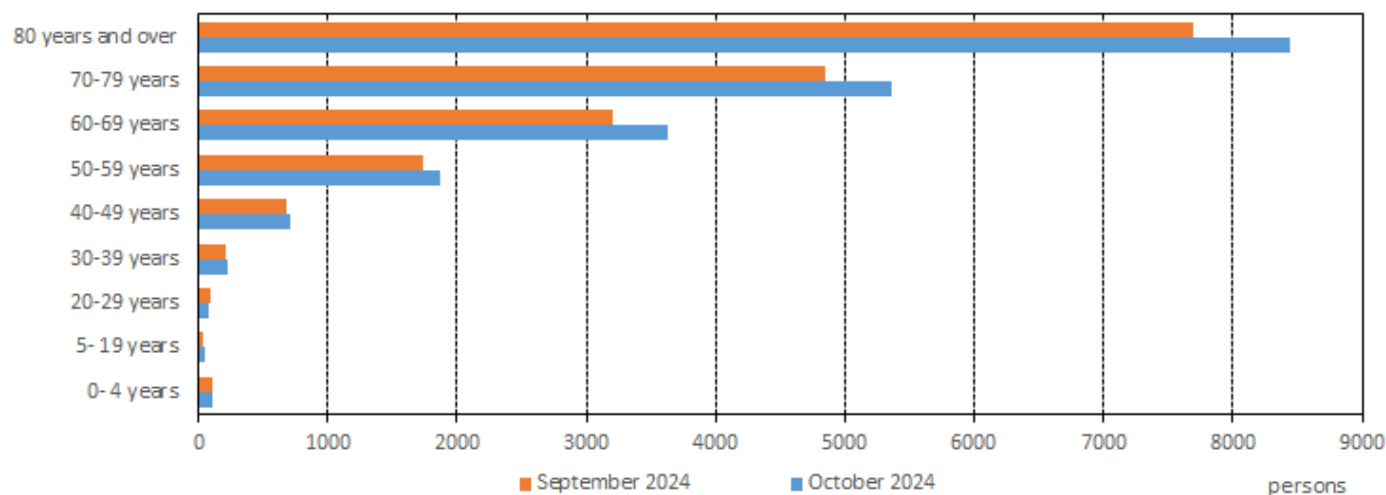
[The graph data in .xls format](#)

¹ Provisional data, broken down according to the date when the vital event was recorded

² The data for the months of 2023 are semi-final data and the data for the months of 2024 are provisional.

In October 2024, 41.3% (8441 deaths) of the total number of deaths were recorded for the age group of 80 years and over, 26.2% (5354 deaths) were recorded for persons aged 70-79 and 17.7% (3627 deaths) were for persons aged 60-69. By contrast, the fewest deaths were recorded for the age groups of 0-4 years (104 deaths), 5-19 years (45 deaths) and 20-29 years (86 deaths).

Fig. 2 Deaths recorded in September 2024 and October 2024, by age group



[The graph data in .xls format](#)

Marriage rate and divorce rate³

6183 **marriages**⁴ were recorded at Register Offices in October 2024.

1797 **divorces** were formally pronounced by final court decree and by agreement between the spouses (via administrative proceedings or by means of a notarial procedure) in October 2024.

October 2024 compared to October 2023

Birth rate, death rate and natural increase¹

The number of **birth certificates** for **live births** recorded in October 2024 was higher by 1566 (+13.2%) than in the same month of 2023.

The number of **death certificates** recorded in October 2024 decreased by 23 (-0.1%) compared to October 2023, and the number of **children under one year who died** was higher by 9 in October 2024 than the one recorded in the same month of 2023.

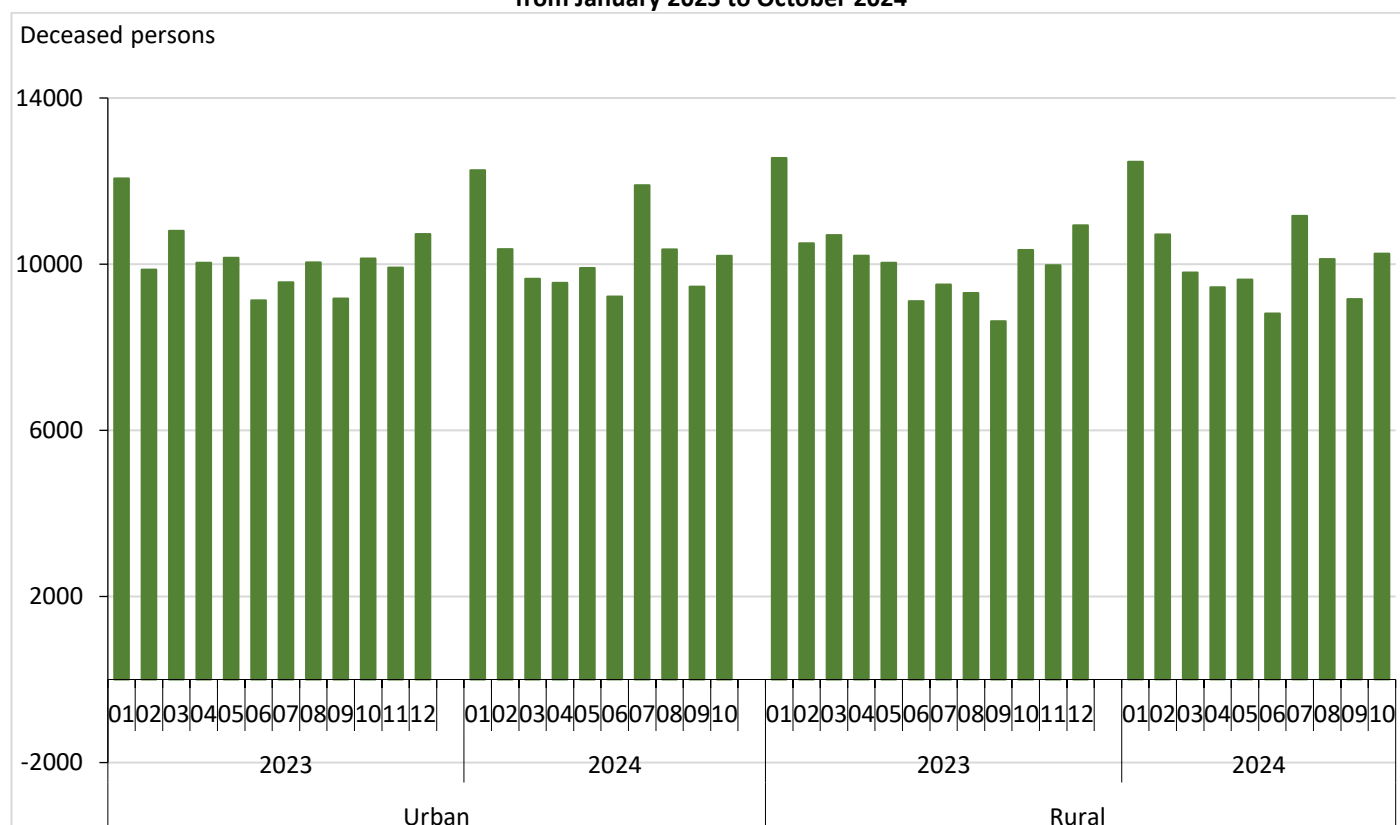
The **natural increase** was negative both in October 2024 (-7036 persons) and in October 2023 (-8625 persons).

In October 2024, the deaths of 10201 persons (5306 men and 4895 women) were recorded in the urban area and 10253 deaths (5439 men and 4814 women) were recorded in the rural area. Compared to the same month of 2023, the number of recorded deaths increased by 0.6% in the urban area (-0.2% for men and +1.5% for women) and decreased by 0.9% in the rural area (-0.7% for men and -1.0% for women).

³ The data for the months of 2023 are final data and the data for the months of 2024 are provisional.

⁴ The coverage is partial due to the unavailability of data in the Integrated Information System for the Issuance of Civil Status Records (SIEASC).

**Fig. 4 Evolution of the number of deceased persons by area of residence
from January 2023 to October 2024**



[The graph data in .xls format](#)

Additional information:

Natural increase represents the difference between the number of live births and the number of deceased persons during the reference period. The data for the months of 2024 are provisional, with the events being presented according to the date when they were recorded and not according to the date when the vital events occurred; due to this reason, the data related to the year 2024 will experience changes by including the belatedly recorded events (after the month of reference), by excluding the events recorded during the reference month but which occurred the previous month or before the previous month and by redistributing the events by month according to the date of occurrence. For an accurate interpretation of the indicators, please see the [Methodological explanations attached to the press release on the homepage](#). The next press release on vital statistics will be issued on 16 January 2025.

Press release archive: <https://insse.ro/cms/en/comunicate-de-presa-view>

Directorate for Statistical Data Dissemination and Communication

E-mail: biroupresa@insse.ro; telephone: +4021 3181869