

Domain: Vital statistics

Vital statistics in October 2023

- In October 2023, the number of recorded births increased compared to October 2022 but decreased compared to the previous month (September 2023).
- The number of deaths recorded in October 2023 decreased compared to October 2022 but increased compared to the previous month (September 2023).
- In October 2023, the number of recorded marriages and the number of recorded divorces dropped compared to both October 2022 and September 2023.

October 2023 compared to September 2023

Birth rate, death rate and natural increase¹

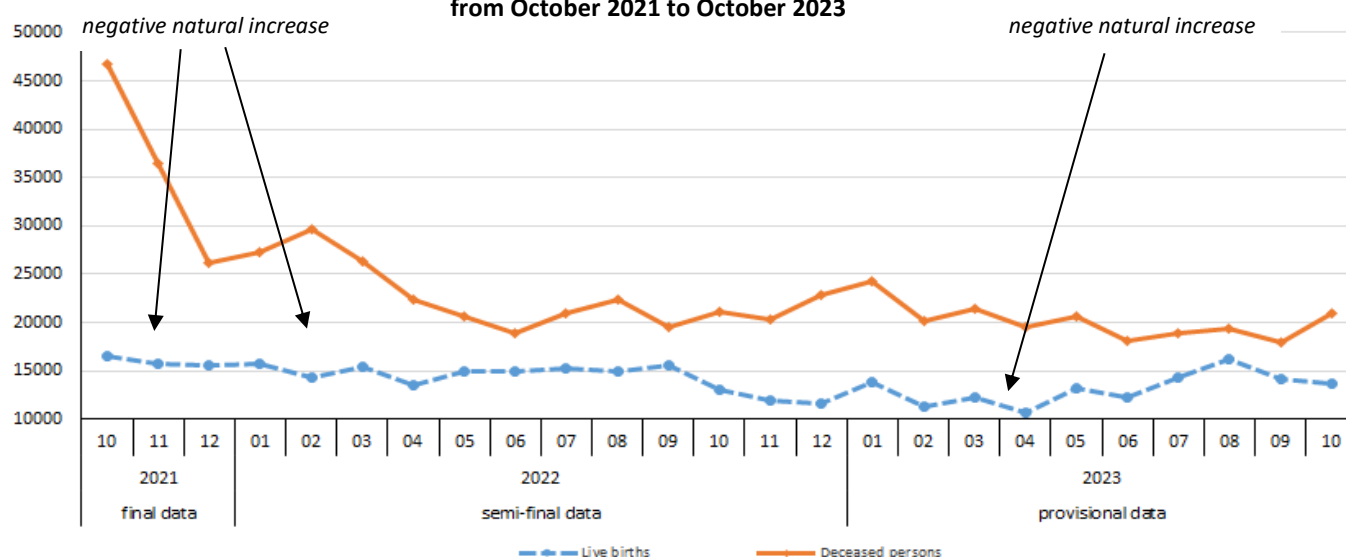
The **births** of 13623 children were recorded in October 2023, 457 less than in September 2023.

The number of **deaths** recorded in October 2023 was 20917 (11014 men and 9903 women), 2998 deaths (1523 men and 1475 women) more than in September 2023. The number of **deaths of children under 1 year** recorded in October 2023 was 74, an increase of 7 deaths compared to September 2023.

The **natural increase** remained negative in October 2023 (-7294); the number of deaths was 1.5 times higher than that of live births.

The monthly evolution of the number of deaths and live births during the October 2021-October 2023 period shows a significant increase in the number of deaths in October 2021, when, in the context of the COVID-19 pandemic, the highest number of deaths of the entire period was reported. A significant number of deaths was also reported in February 2022; a fluctuating evolution was recorded in the period that followed, without reaching the values of the previous months. At the same time, the number of live births remained below that of deaths; the natural increase, therefore, continued to be negative. In the first nine months of 2023, the birth and death figures had the same evolution. In October 2023, a rise in the number of deaths and a drop in the number of live births were reported compared to the previous month.

Fig. 1 Evolution of the number of live births and deceased persons from October 2021 to October 2023

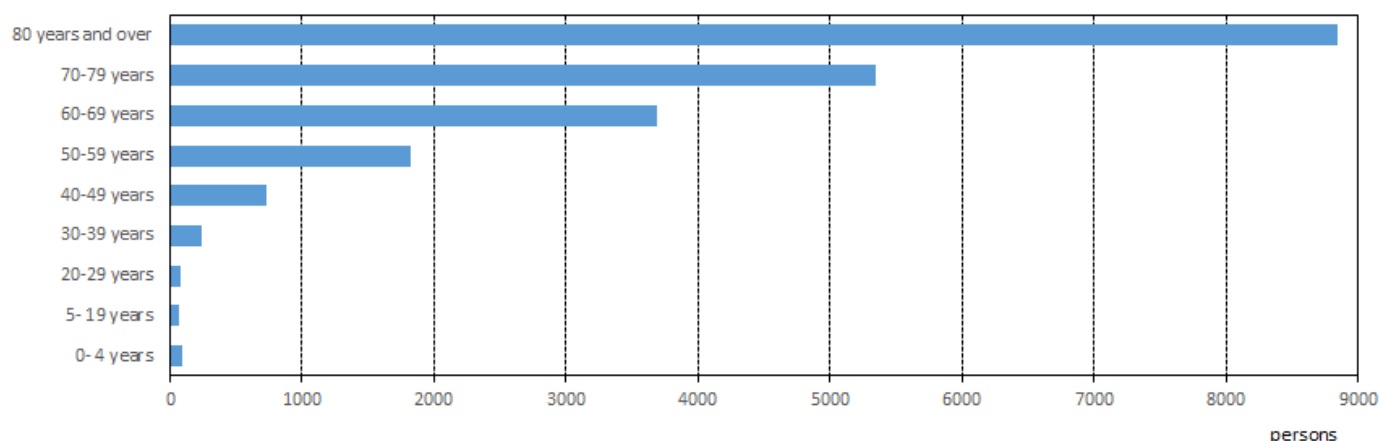


[The graph data in .xls format](#)

¹ The data for the months of 2022 are semi-final data, and the data for the months of 2023 are provisional.

In October 2023, 42.3% (8840 deaths) of the total number of deaths were recorded for the age group of 80 years and over, 25.5% (5344 deaths) were recorded for persons aged 70-79 and 17.7% (3694 deaths) were for persons aged 60-69. By contrast, the fewest deaths were recorded for the age groups of 0-4 years (97 deaths), 5-19 years (71 deaths) and 20-29 years (81 deaths).

Fig. 2 Deaths recorded in October 2023, by age group



[The graph data in .xls format](#)

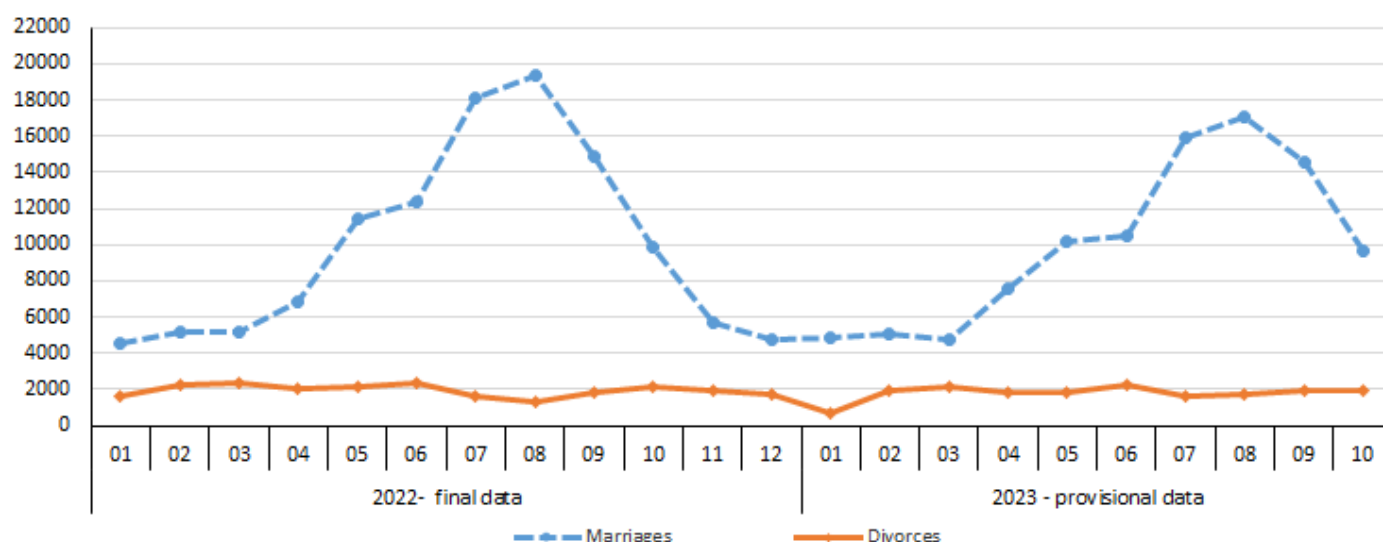
If we consider the main causes of death, in October 2023 the greatest number of persons died of diseases of the circulatory system (11320 persons, accounting for 54.1%), neoplasms (4033 persons, accounting for 19.3%) and diseases of the respiratory system (1782 persons, accounting for 8.5%).

Marriage rate and divorce rate¹

9633 **marriages** were recorded at Register Offices in October 2023, 4953 less than in September 2023.

1946 **divorces** were formally pronounced by final court decree and by agreement between the spouses (via administrative proceedings or by means of a notarial procedure) in October 2023, 10 less than in September 2023.

Fig. 3 Evolution of the number of marriages and divorces from January 2022 to October 2023



[The graph data in .xls format](#)

October 2023 compared to October 2022

Birth rate, death rate and natural increase¹

The number of **live births** recorded in October 2023 was higher by 612 than in the same month of 2022.

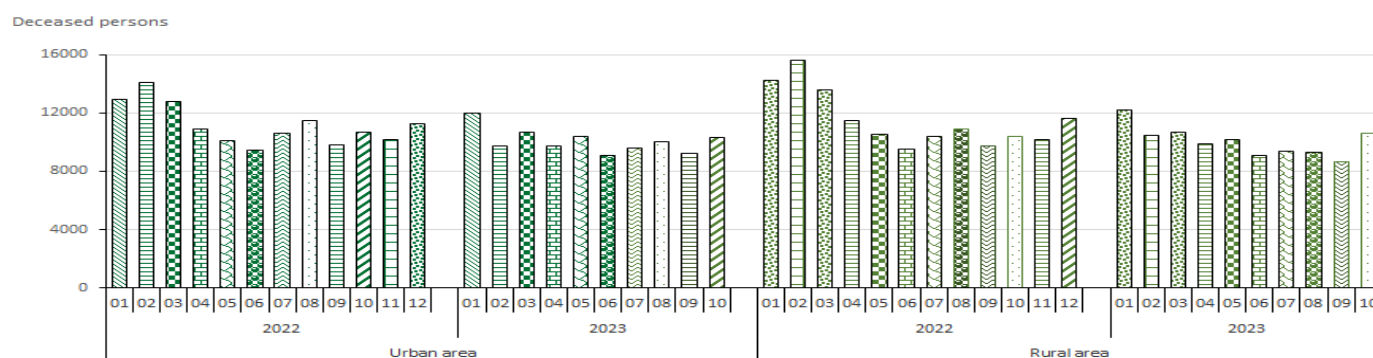
The number of persons who **died** in October 2023 was lower by 178 than in October 2022, and the number of **children under one year who died** was smaller by 8 in October 2023 than the one recorded in the same month of 2022.

The **natural increase** was negative both in October 2023 (-7294 persons) and in October 2022 (-8084 persons).

Based on the three main causes of death, 90 more deaths due to neoplasms were recorded in October 2023 than in October 2022, the number of deaths due to diseases of the respiratory system was smaller by 93, and 263 less deaths due to diseases of the circulatory system were reported.

In October 2023, the deaths of 10334 persons (5396 men and 4938 women) were recorded in the urban area and 10583 deaths (5618 men and 4965 women) were recorded in the rural area. Compared to the same month of 2022, the number of persons who died decreased by 355 persons (198 men and 157 women) in the urban area and increased by 177 persons (175 men and 2 women) in the rural area.

Fig. 4 Evolution of the number of deceased persons by area of residence from January 2022 to October 2023



[The graph data in .xls format](#)

Marriage rate and divorce rate²

The number of **marriages** decreased by 285 in October 2023 compared to the number recorded in the same month of the previous year.

154 less **divorces** than in October 2022 were formally pronounced by final court decree and by agreement between the spouses (via administrative proceedings or by means of a notarial procedure) in October 2023.

Additional information:

Natural increase represents the difference between the number of live births and the number of deceased persons during the reference period. The data for the months of 2023 are provisional, with the events being presented according to the date when they were recorded and not according to the date when the vital events occurred; due to this reason, the data related to the year 2023 will experience changes by including the belatedly recorded events (after the month of reference), by excluding the events recorded during the reference month but which occurred the previous month or before the previous month and by redistributing the events by month according to the date of occurrence. For an accurate interpretation of the indicators, please see the [Methodological explanations attached to the press release on the homepage](#). The next press release on vital statistics will be issued on 16 January 2024.

Press release archive: <https://insse.ro/cms/en/comunicate-de-pres-a-view>

Communication Directorate E-mail: biroupresa@insse.ro; telephone: +4021 3181869

² The data for the months of 2022 are final data, and the data for the months of 2023 are provisional.