

Domain: Vital statistics

Vital statistics in October 2021, in the framework of the health crisis

- In October 2021, the highest number of deaths since the beginning of the coronavirus pandemic was recorded.
- The number of deceased persons was 2.9 times greater than that of live births, with the highest negative increase in the last 20 months being reported in October 2021.
- In October 2021, the number of recorded births increased compared to October 2020 but decreased compared to September 2021.

October 2021 compared to September 2021

Birth rate, death rate and natural increase¹

The **births** of 15613 children were recorded in October 2021, 2136 less than in September 2021.

The number of **deaths** recorded in October 2021 was 44595 (22717 men and 21878 women), 19858 deaths (9796 men and 10062 women) more than in September 2021. The number of **deaths of children under 1 year** recorded in October 2021 was 97, 5 deaths more than in September 2021.

The comparison with the previous month is influenced by the fact that the statistical recordings of vital events experience a time gap from month to month, due to the fact that there are vital events which occur in the last 4-5 days of the current month and which are mainly recorded in the following month. It should also be noted that the death rate has a seasonal evolution, with higher values in the winter months, while the lowest values belong to the months of July, August and September.

Table 1 Deaths recorded in the reference month, by date of recording and by date of occurrence

- persons -

Reference month of 2021	Recorded deaths ¹⁾	Of which: deaths that occurred ²⁾ :		
		in the reference month	in the month preceding the reference month	two months or more before the reference month
A	1	2	3	4
January	28390	27099	1050	241
February	23720	21722	1998	-
March	29899	27821	1935	143
April	29518	27992	1360	166
May	24527	22954	1392	181
June	21337	19960	1012	365
July	21028	19512	1193	323
August	20788	19286	1206	296
September	24737	23334	1031	372
October	44595	42571	1498	526

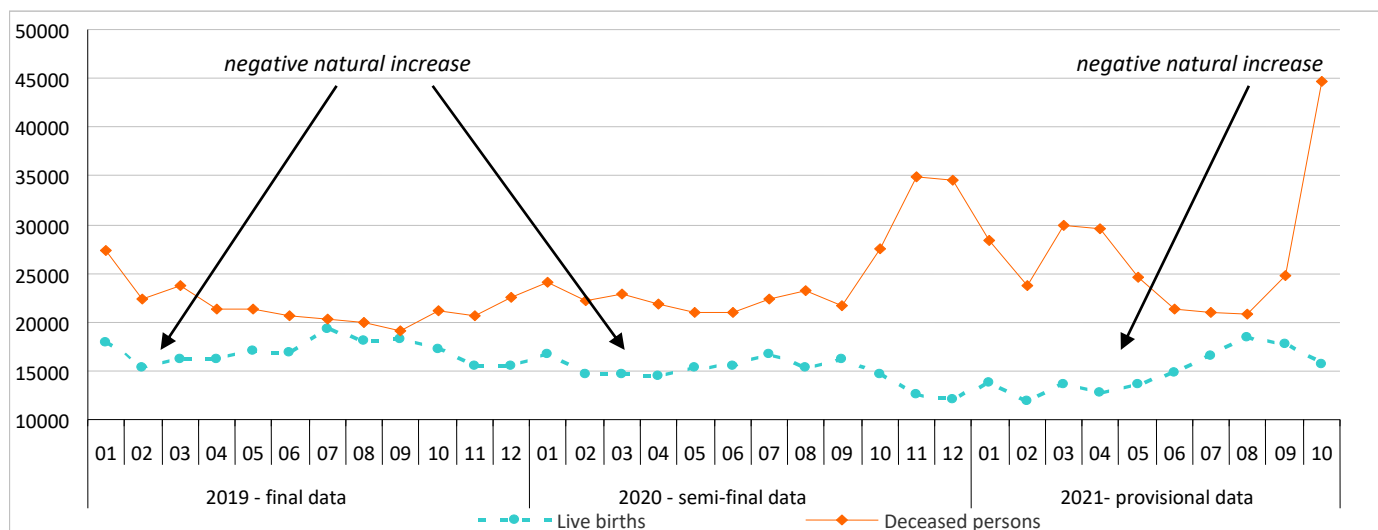
¹⁾ Provisional data broken down by month according to the date when the vital event was recorded

²⁾ Provisional data broken down by month according to the date when the vital event occurred

¹ The data for the months of 2020 are semi-final, and the data for the months of 2021 are provisional.

As shown by the data series in the graph below, the number of deaths in 2020 increased significantly in October, November and December compared to the same months of 2019, and in January and February 2021 there was a downward trend in the number of deaths compared to the last months of 2020, with their number still being greater than the one recorded in the same months of the previous year. In the context of the COVID-19 pandemic, in March 2021, the third highest increase in the number of deaths was reported, after the increases in November and December 2020. Since April 2021 a downward trend in the number of deaths has been recorded from one month to another, which has also continued in August 2021, followed by a significant increase in September 2021 and particularly in October 2021, with the highest increase in the number of deaths since the beginning of the COVID-19 pandemic being recorded in the latter month.

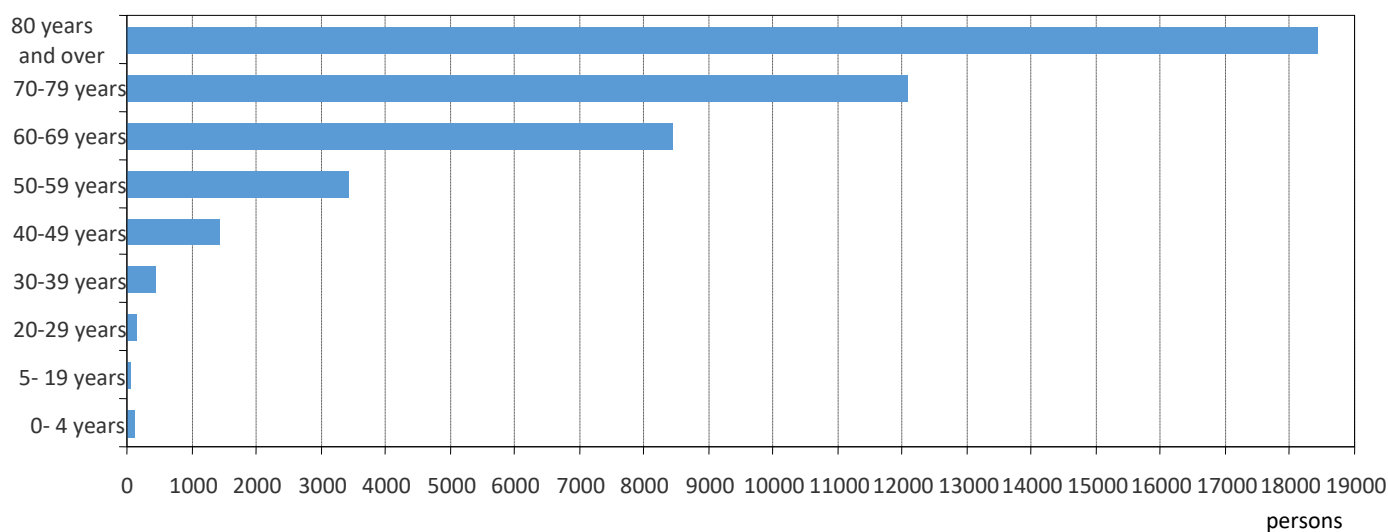
Fig. 1 Evolution of the number of live births and deceased persons from January 2019 to October 2021



[The graph data in .xls format](#)

In October 2021, more than two thirds of the total number of deaths were recorded for the persons aged at least 70 (18447 deaths, accounting for 41.4% of the total, were recorded for the age group of 80 years and over; 12074 deaths, accounting for 27.1% of the total, were for persons aged 70-79) and 8429 deaths (18.9%) were for persons aged 60-69. Naturally, by contrast, the fewest deaths were recorded for the age groups of 5-19 years (71 deaths), 0-4 years (119 deaths) and 20-29 years (141 deaths).

Fig. 2 Deaths recorded in October 2021, by age group



[The graph data in .xls format](#)

If we consider the main causes of death, in October 2021 the greatest number of persons died of diseases of the circulatory system (20836 persons, accounting for 46.7% of the deaths recorded in October 2021), diseases of the respiratory system (14980 persons, accounting for 33.6%) and neoplasms (4184 persons, accounting for 9.4%). After 4 months in which the diseases of the respiratory system were the third cause of death, in September and October 2021 they are, once again, the second most frequent cause of death, a situation that was also recorded during the October 2020-April 2021 period.

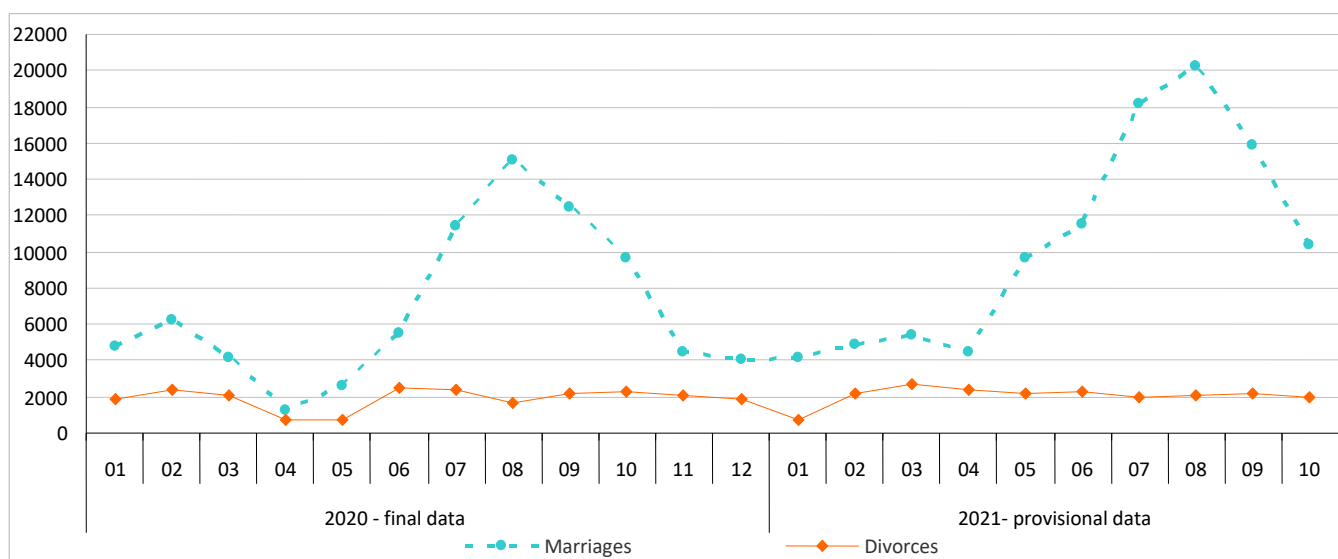
The **natural increase** remained negative in October 2021 (-28982); the number of deaths was 2.9 times higher than that of live births.

Marriage rate and divorce rate¹

10335 **marriages** were recorded at Register Offices in October 2021, 5578 less than in September 2021.

2014 **divorces** were formally pronounced by final court decree and in accordance with Law No 202/2010 in October 2021, 144 less than in September 2021.

Fig. 3 Evolution of the number of marriages and divorces from January 2020 to October 2021



[The graph data in .xls format](#)

October 2021 compared to October 2020

Birth rate, death rate and natural increase¹

The number of **live births** recorded in October 2021 was greater by 960 compared to the same month of 2020.

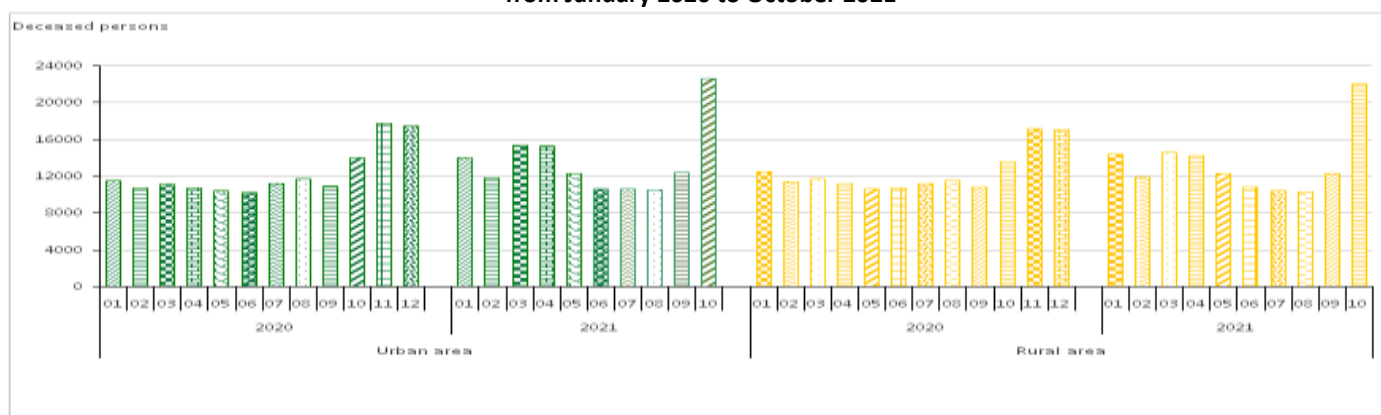
The **natural increase** was negative both in October 2021 (-28982 persons) and in October 2020 (-12901 persons).

The number of persons who **died** in October 2021 was 1.6 times greater than in October 2020. Based on the three main causes of death, 5917 more deaths due to diseases of the circulatory system were recorded in October 2021 than in October 2020, the number of deaths due to diseases of the respiratory system was greater by 10570, and 27 less deaths due to neoplasms were reported.

The number of **children under 1 year who died** was smaller by 4 in October 2021 than the one recorded in October 2020.

In October 2021, the deaths of 22588 persons (11486 men and 11102 women) were recorded in the urban area and 22007 deaths (11231 men and 10776 women) were recorded in the rural area. Compared to the same month of 2020, the number of persons who died increased by 8615 persons (3922 men and 4693 women) in the urban area and by 8426 persons (3961 men and 4465 women) in the rural area.

Fig. 4 Evolution of the number of deceased persons by area of residence from January 2020 to October 2021



[The graph data in .xls format](#)

Marriage rate and divorce rate²

The number of **marriages** increased by 703 in October 2021 compared to the number recorded in the same month of the previous year. 256 less **divorces** than in October 2020 were formally pronounced by final court decree and in accordance with Law No 202/2010 in October 2021.

The effects of the health crisis on the vital events are visible, particularly in the case of deaths, which since June 2020 have experienced an upward trend compared to the same months of the previous year, with July and August 2021 being the first months when the number of deaths decreased compared to the same months of the previous year, but since September 2021 there have been significant increases compared to the same months of the previous year, with the highest rise in the number of deaths being reported in October 2021. In the case of births, during the January 2020-July 2021 period, each month, the number of children born was lower than that of the same month of the year before, but increased in August-October 2021 compared to the same months of 2020. In the case of marriages, since March 2020 there have been drops in the number of these events compared to the same months of the previous year, for 12 months in a row, with March 2021 being the first month when the number of marriages increased compared to the same month of 2020. In the case of divorces, in March 2021, the highest number of divorces of the January 2020-October 2021 period was reported.

For a complete characterisation of the vital events recorded in March 2020-October 2021, in the framework of the COVID-19 pandemic, one needs to take into account that the provisions of the military ordinances introduced certain limitations as far as the organisation of events with more than 3 persons attending was concerned, limited the travels outside the dwelling and outside the locality, suspended the activities in closed spaces, made the Union of Notaries Public extend the deadlines for the pending divorce files until after the state of emergency ended. The provisions of the Government Decisions for the period covered by the state of alert imposed certain limitations with regard to the number of people than can get together in public places, as well as measures stating that only the organisation of events with a very small number of participants is allowed, a lockdown of certain localities was imposed and, once again, some activities that are carried out in closed spaces were suspended. The data need to be interpreted in correlation with the information from administrative sources, especially the information published by the Ministry of Health, through the National Institute of Public Health.

Additional information:

Natural increase represents the difference between the number of live births and the number of deceased persons during the reference period. The data for the months of the year 2021 are provisional, with the events being presented according to the date when they were recorded and not according to the date when the vital events occurred; due to this reason, the data related to the year 2021 will experience changes by including the belatedly recorded events (after the month of reference), by excluding the events recorded during the reference month but which occurred the previous month or before the previous month and by redistributing the events by month according to the date of occurrence. For an accurate interpretation of the indicators, please see the [Methodological explanations attached to the press release on the homepage](#). The next press release on vital statistics will be issued on 14 January 2022.

Press release archive: <http://www.insse.ro/cms/en/comunicate-de-presa-view>

Communication Directorate E-mail: birouipresa@insse.ro; telephone: +4021 3181869

² The data for the months of 2020 are final, and the data for the months of 2021 are provisional.