

Domain: Vital statistics

Vital statistics in October 2020 in the framework of the health crisis

- In October 2020, the number of recorded births increased compared to October 2019 and decreased compared to the previous month (September 2020).
- The number of deaths and the number of deaths of children under 1 year rose in October 2020, both compared to the same month of the previous year and to September 2020.
- In October 2020, the number of recorded marriages fell compared to October 2019 and compared to September 2020.

October 2020 compared to September 2020

Birth rate, death rate and natural increase¹

The **births** of 16546 children were recorded in October 2020, 1490 less than in September 2020.

The number of **deaths** recorded in October 2020 was 27491, 5518 deaths more than in September 2020, and the number of **deaths of children under 1 year** recorded in October 2020 was 107, an increase of 3 deaths of children under 1 year compared to September 2020.

The comparison with the previous month is influenced by the fact that the statistical recordings of vital events experience a time gap from month to month, due to the fact that there are vital events which occur in the last 4-5 days of the current month and which are mainly recorded in the following month. It should also be noted that the death rate has a seasonal evolution, with higher values in the winter months, while the lowest values belong to the months of July, August and September.

Table 1 Deaths recorded in the reference month, according to the date of the occurrence

-persons-

Months of 2020	Recorded deaths ¹⁾	Deaths that occurred ²⁾ :		
		in the reference month	in the month preceding the reference month	two months or more before the reference month
A	1	2	3	4
January	23352	22434	757	161
February	21699	20607	1092	-
March	22591	21335	1153	103
April	21812	20593	1049	170
May	20249	19317	796	136
June	21073	19542	1292	239
July	22417	20980	1133	304
August	23169	21765	1108	296
September	21973	20371	1196	406
October	27491	25733	1188	570

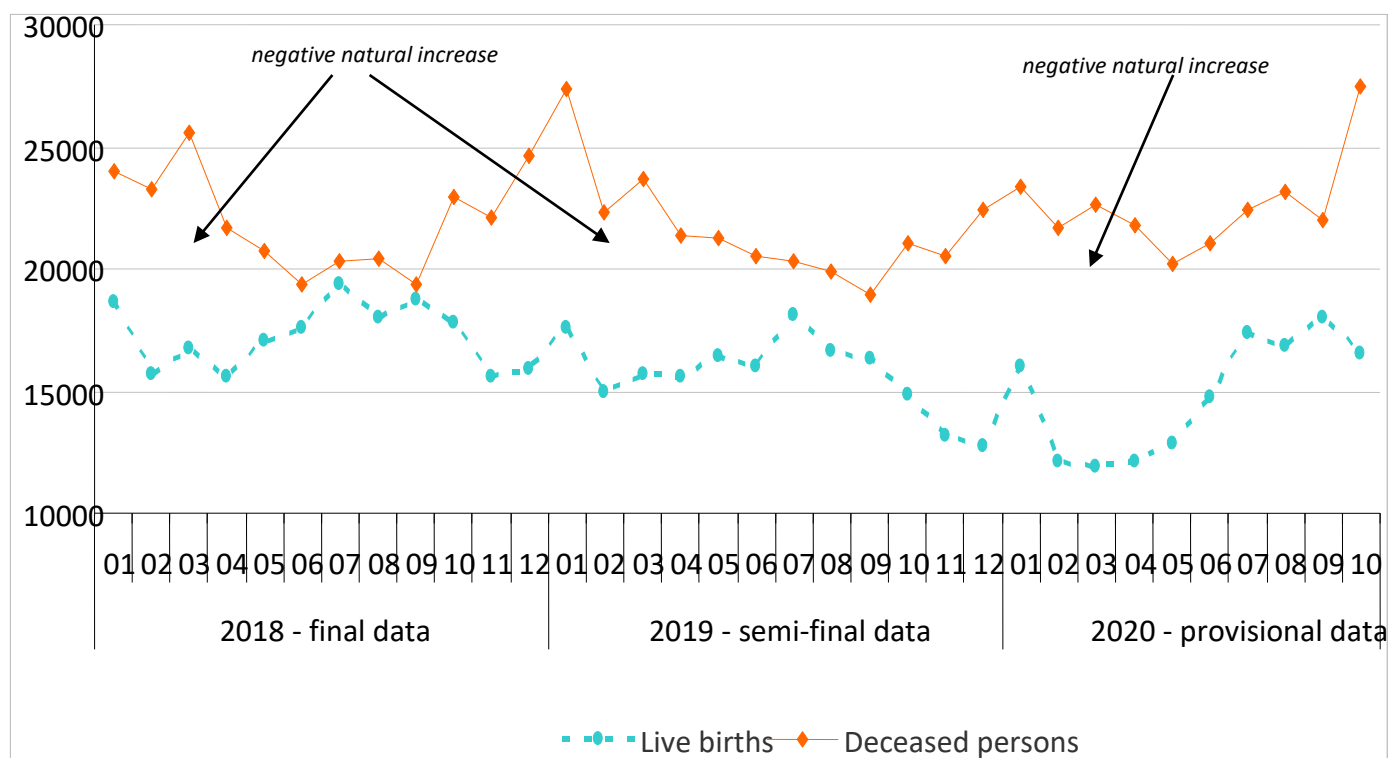
¹⁾ Provisional data broken down according to the date when the vital event was recorded

²⁾ Provisional data broken down according to the date when the vital event occurred

¹ The data for the months of 2019 are semi-final, and the data for the months of 2020 are provisional.

As shown by the data series in the graph below, usually, the number of deaths in October is higher than in September, and in 2020 the increase is considerable.

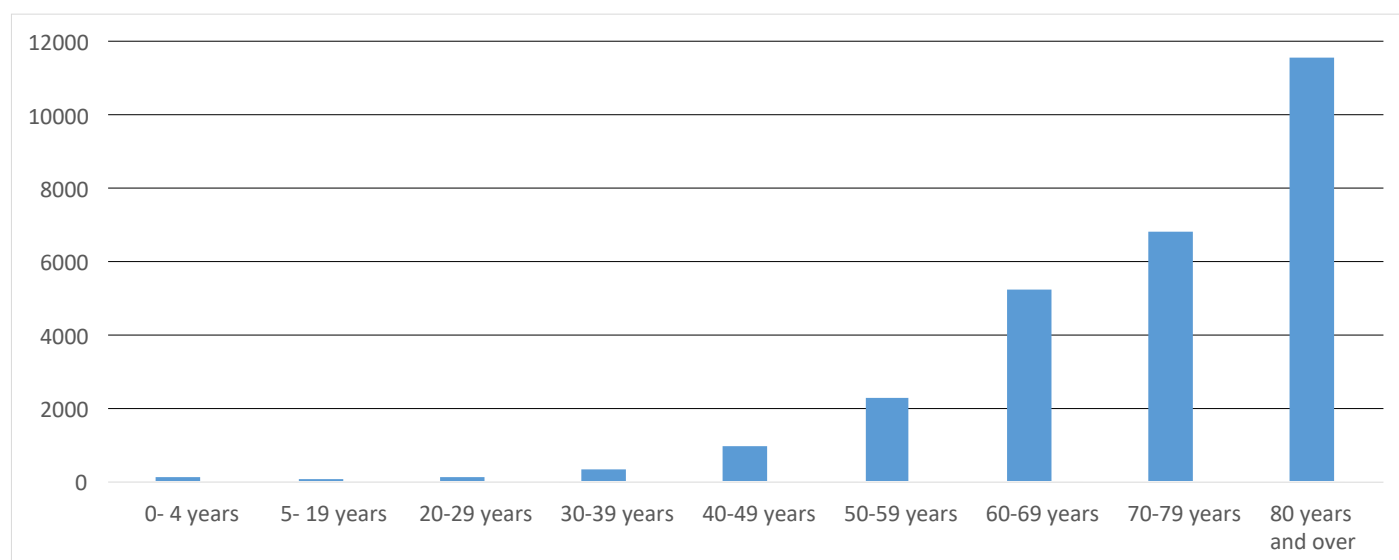
Fig. 1 Evolution of the number of live births and deceased persons from January 2018 to October 2020



[The graph data in .xls format](#)

In October 2020, two thirds of the total number of deaths were recorded for the persons aged at least 70 (11535 deaths, accounting for 42.0% of the total, were recorded for the age groups of 80 years and over; 6812 deaths, accounting for 24.8%, were for persons aged 70-79) and 5248 deaths (19.1%) were for persons aged 60-69. Naturally, by contrast, the fewest deaths were recorded for the age groups of 5-19 years (64 deaths), 20-29 years (109 deaths) and 0-4 years (127 deaths).

Fig. 2 Deaths recorded in October 2020, by age group



[The graph data in .xls format](#)

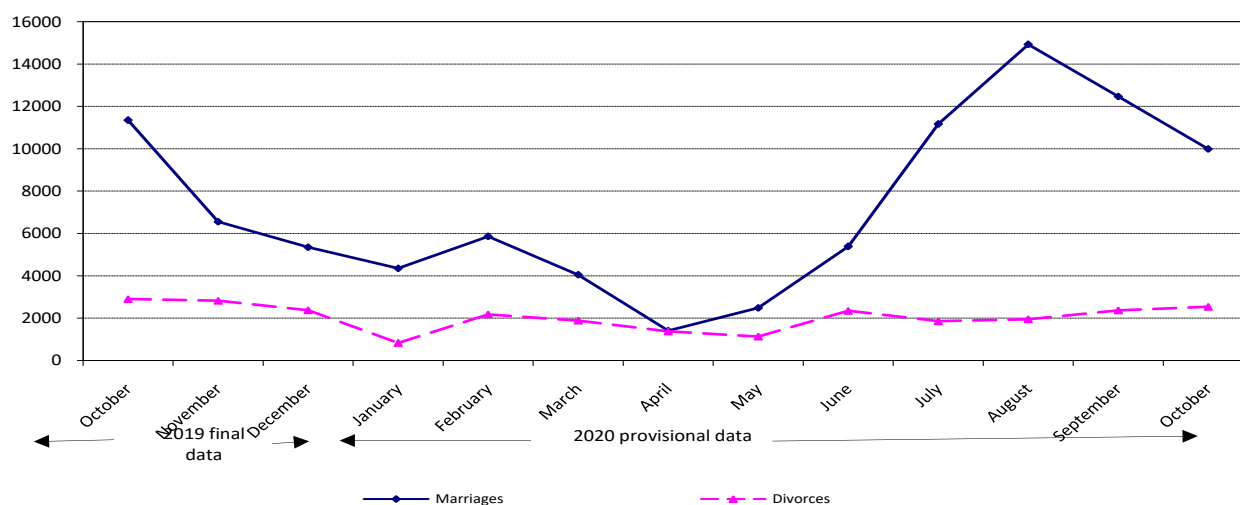
The **natural increase** remained negative in October 2020, with an excess of deaths of 10945 over live births.

Marriage rate and divorce rate²

9990 **marriages** were recorded at Register Offices in October 2020, 2481 less than in September 2020.

2545 **divorces** were formally pronounced by final court decree and in accordance with Law No 202/2010 in October 2020, 174 more than in September 2020.

Fig. 3 Evolution of the number of marriages and divorces from October 2019 to October 2020



[The graph data in .xls format](#)

October 2020 compared to October 2019¹

Birth rate, death rate and natural increase

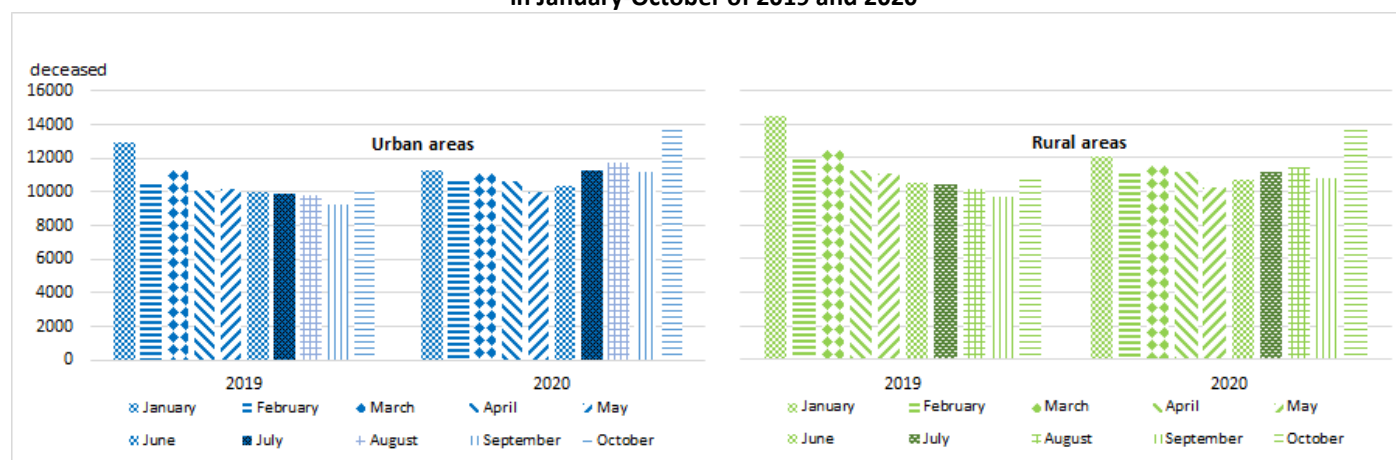
The number of **live births** recorded in October 2020 was higher by 1662 compared to the same month of 2019.

The number of persons who **died** in October 2020 was greater by 6412 than in October 2019.

The negative **natural increase** was more pronounced in October 2020 than the one in October 2019 (-10945 persons in October 2020, compared to -6195 persons in October 2019).

The number of **children under 1 year who died** was higher by 25 in October 2020 than the one recorded in October 2019.

Fig. 4 Evolution of the number of deceased persons by area of residence in January-October of 2019 and 2020



[The graph data in .xls format](#)

² The data for the months of 2019 are final, and the data for the months of 2020 are provisional.

¹ The data for the months of 2019 are semi-final, and the data for the months of 2020 are provisional.

In October 2020, the deaths of 13769 persons (7445 men and 6324 women) were recorded in the urban area and 13722 deaths (7348 men and 6374 women) were recorded in the rural area. Compared to the same month of 2019, the number of persons who died increased by 3515 persons (2062 men and 1453 women) in the urban area and by 2897 persons (1622 men and 1275 women) in the rural area.

Marriage rate and divorce rate²

The number of **marriages** decreased by 1360 in October 2020 compared to the number recorded in the same month of the previous year.

364 less **divorces** than in October 2019 were formally pronounced by final court decree and in accordance with Law No 202/2010 in October 2020.

The effects of the health crisis on the vital events are visible, particularly in the case of deaths, which since June 2020 have experienced an upward trend compared to the same months of 2019, and in the case of marriages, which since March have recorded drops in the number of events compared to the same months of 2019. The number of births has fallen in each month compared to the same period of the previous year but, since August 2020, a higher number of live births than in the same months of 2019 has been recorded each month.

For a complete characterisation of the vital events recorded in March-October 2020, in the framework of the COVID-19 pandemic, one needs to take into account that the provisions of the military ordinances introduced certain limitations as far as the organisation of events with more than 3 persons attending is concerned, limited the travels outside the dwelling and outside the locality, suspended the activities in closed spaces, made the Union of Notaries Public extend the deadlines for the pending divorce files until after the state of emergency ends. The provisions of the Government Decisions for the period covered by the state of alert imposed certain limitations with regard to the number of people than can get together in public places, as well as measures stating that only the organisation of events with a very small number of participants is allowed, and, recently, a lockdown of certain localities was imposed and, once again, some activities that are carried out in closed spaces were suspended. The data need to be interpreted in correlation with the information from administrative sources, especially the information published by the Ministry of Health, through the National Institute of Public Health.

Additional information:

Natural increase represents the difference between the number of live births and the number of deceased persons during the reference period.

The data for the months of the year 2020 are provisional, with the events being presented according to the date when they were recorded and not according to the date when the vital events occurred; due to this reason, the data related to the year 2020 will experience changes by including the belatedly recorded events (after the month of reference), by excluding the events recorded during the reference month but which occurred the previous month or before the previous month and by redistributing the events by month according to the date of the occurrence. For an accurate interpretation of the indicators, please see the [Methodological explanations attached to the press release on the homepage](#). The next press release on vital statistics will be issued on 14 January 2021.

Press release archive: <https://insse.ro/cms/en/comunicate-de-presa-view>

Communication Directorate

E-mail: biroupresa@insse.ro; telephone: +4021 3181869

² The data for the months of 2019 are final, and the data for the months of 2020 are provisional.