

Domain: Vital statistics

Vital statistics in September 2023

- In September 2023, the number of recorded births and the number of recorded deaths decreased compared to both September 2022 and the previous month (August 2023).
- In September 2023, the number of recorded marriages decreased compared to both September 2022 and August 2023, and the number of recorded divorces increased compared to both September 2022 and August 2023.

September 2023 compared to August 2023

Birth rate, death rate and natural increase¹

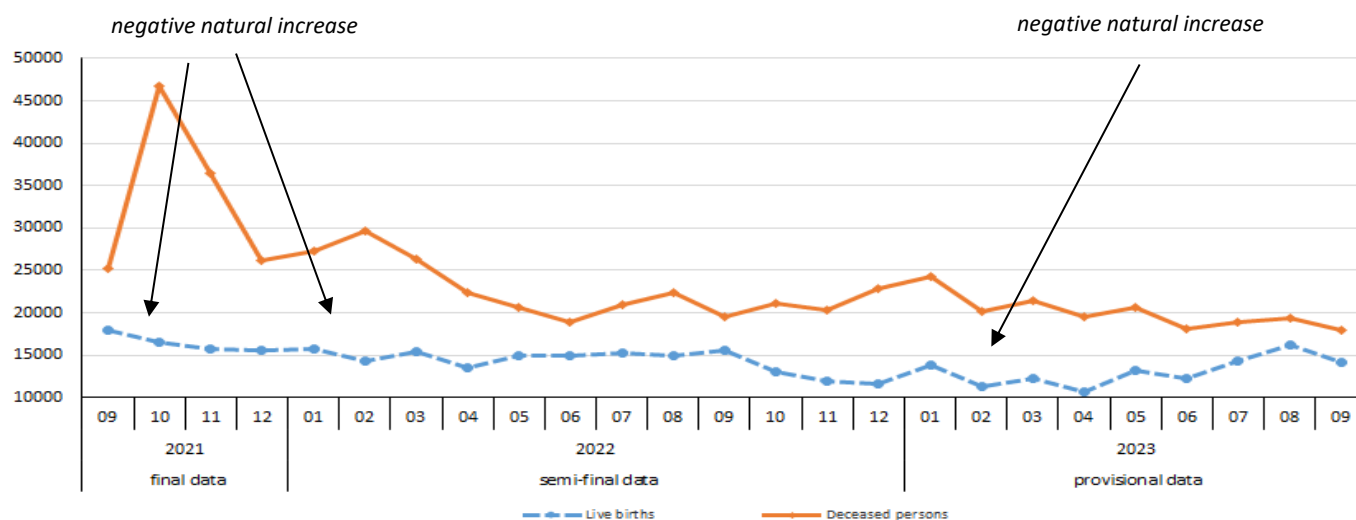
The **births** of 14080 children were recorded in September 2023, 2115 less than in August 2023.

The number of **deaths** recorded in September 2023 was 17919 (9491 men and 8428 women), 1384 deaths (634 men and 750 women) less than in August 2023. The number of **deaths of children under 1 year** recorded in September 2023 was 67, a decrease of 1 death compared to August 2023.

The **natural increase** remained negative in September 2023 (-3839); the number of deaths was 1.3 times higher than that of live births.

The monthly evolution of the number of deaths and live births during the September 2021-September 2023 period shows a significant increase in the number of deaths in October 2021, when, in the context of the COVID-19 pandemic, the highest number of deaths of the entire period was reported. A significant number of deaths was also reported in February 2022; a fluctuating evolution was recorded in the period that followed, without reaching the values of the previous months. At the same time, the number of live births was high in the August-September period, both in 2021 and in 2022, even though the number of deaths was significant and the natural increase remained negative. In the first nine months of 2023, the birth figures and the death figures had the same evolution; decreases in both vital events were reported in September 2023 compared to the previous month.

Fig. 1 Evolution of the number of live births and deceased persons from September 2021 to September 2023

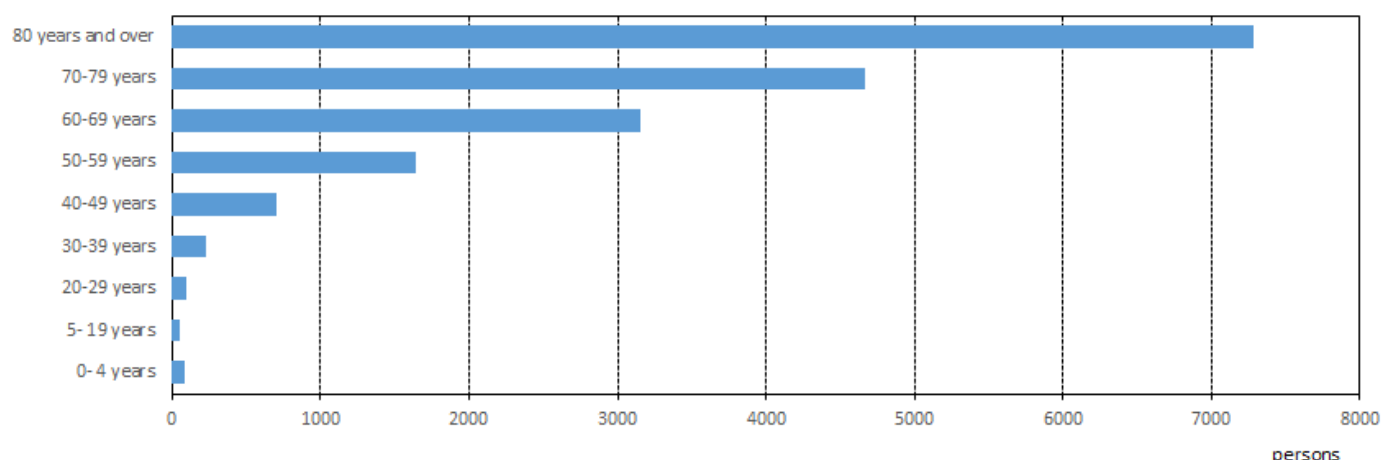


[The graph data in .xls format](#)

¹ The data for the months of 2022 are semi-final data, and the data for the months of 2023 are provisional.

In September 2023, 40.7% (7287 deaths) of the total number of deaths were recorded for the age group of 80 years and over, 26.0% (4664 deaths) were recorded for persons aged 70-79 and 17.6% (3157 deaths) were for persons aged 60-69. By contrast, the fewest deaths were recorded for the age groups of 0-4 years (88 deaths), 5-19 years (52 deaths) and 20-29 years (95 deaths).

Fig. 2 Deaths recorded in September 2023, by age group



[The graph data in .xls format](#)

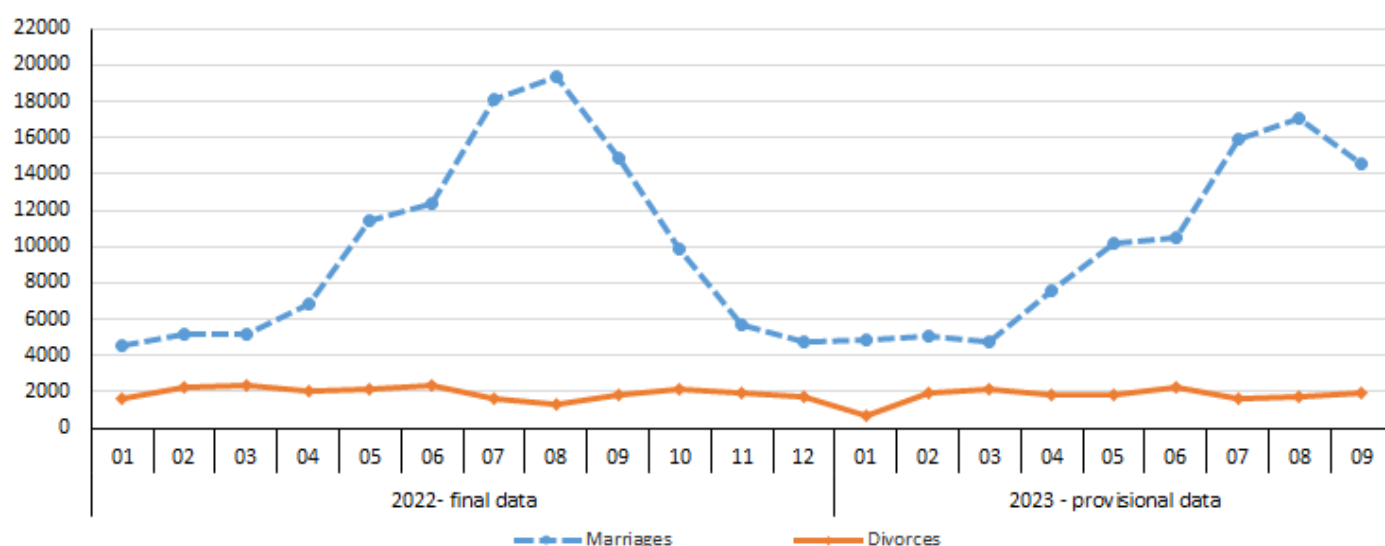
If we consider the main causes of death, in September 2023 the greatest number of persons died of diseases of the circulatory system (9185 persons, accounting for 51.3%), neoplasms (3790 persons, accounting for 21.2%) and diseases of the respiratory system (1471 persons, accounting for 8.2%).

Marriage rate and divorce rate¹

14586 **marriages** were recorded at Register Offices in September 2023, 2526 less than in August 2023.

1956 **divorces** were formally pronounced by final court decree and by agreement between the spouses (via administrative proceedings or by means of a notarial procedure) in September 2023, 203 more than in August 2023.

Fig. 3 Evolution of the number of marriages and divorces from January 2022 to September 2023



[The graph data in .xls format](#)

September 2023 compared to September 2022

Birth rate, death rate and natural increase¹

The number of **live births** recorded in September 2023 was smaller by 1436 than in the same month of 2022.

The number of persons who **died** in September 2023 was lower by 1616 than in September 2022.

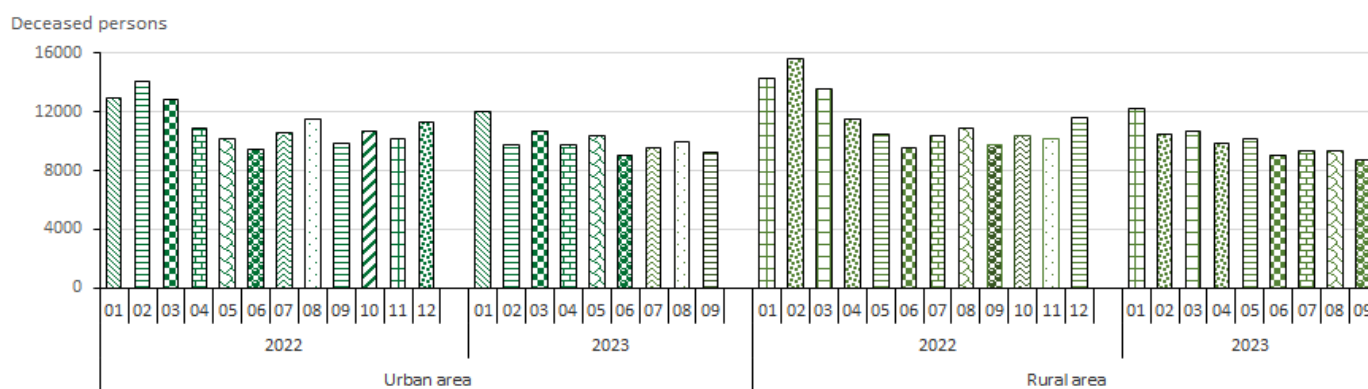
The number of **children under one year who died** was smaller by 19 in September 2023 than the one recorded in September 2022.

The **natural increase** was negative both in September 2023 (-3839 persons) and in September 2022 (-4019 persons).

Based on the three main causes of death, 62 more deaths due to neoplasms were recorded in September 2023 than in September 2022, the number of deaths due to diseases of the respiratory system was smaller by 204, and 1401 less deaths due to diseases of the circulatory system were reported.

In September 2023, the deaths of 9238 persons (4823 men and 4415 women) were recorded in the urban area and 8681 deaths (4668 men and 4013 women) were recorded in the rural area. Compared to the same month of 2022, the number of persons who died decreased by 572 persons (338 men and 234 women) in the urban area and by 1044 persons (465 men and 579 women) in the rural area.

Fig. 4 Evolution of the number of deceased persons by area of residence from January 2022 to September 2023



[The graph data in .xls format](#)

Marriage rate and divorce rate²

The number of **marriages** decreased by 239 in September 2023 compared to the number recorded in the same month of the previous year.

105 more **divorces** than in September 2022 were formally pronounced by final court decree and by agreement between the spouses (via administrative proceedings or by means of a notarial procedure) in September 2023.

Additional information:

Natural increase represents the difference between the number of live births and the number of deceased persons during the reference period. The data for the months of 2023 are provisional, with the events being presented according to the date when they were recorded and not according to the date when the vital events occurred; due to this reason, the data related to the year 2023 will experience changes by including the belatedly recorded events (after the month of reference), by excluding the events recorded during the reference month but which occurred the previous month or before the previous month and by redistributing the events by month according to the date of occurrence. For an accurate interpretation of the indicators, please see the [Methodological explanations attached to the press release on the homepage](#). The next press release on vital statistics will be issued on 11 December 2023.

Press release archive: <http://www.insse.ro/cms/en/comunicate-de-presa-view>

Communication Directorate E-mail: biroupresa@insse.ro; telephone: +4021 3181869

² The data for the months of 2022 are final data, and the data for the months of 2023 are provisional.