

**Domain: Vital statistics**

## Vital statistics in September 2020 in the framework of the health crisis

- In September 2020, the number of recorded births increased compared to September 2019 and compared to the previous month (August 2020).
- Compared to a year ago (compared to September 2019), in September 2020, the number of recorded deaths and the number of deaths of children under 1 year rose.
- In September 2020, the number of recorded marriages fell compared to September 2019 and compared to August 2020.

### September 2020 compared to August 2020

#### Birth rate, death rate and natural increase<sup>1</sup>

The **births** of 18036 children were recorded in September 2020, 1232 more than in August 2020.

The number of **deaths** recorded in September 2020 was 21973, 1196 deaths less than in August 2020, and the number of **deaths of children under 1 year** recorded in September 2020 was 104, an increase of 16 deaths of children under 1 year compared to August 2020.

The comparison with the previous month is influenced by the fact that the statistical recordings of vital events experience a gap from month to month, due to the fact that there are vital events which occur in the last 4-5 days of the current month and which are mainly recorded in the following month. It should also be noted that the death rate has a seasonal evolution, with higher values in the winter months, while the lowest values belong to the months of July, August and September.

**Table 1 Deaths recorded in the reference month, according to the date of the occurrence**

- persons -

Months of 2020	Recorded deaths <sup>1)</sup>	Deaths that occurred <sup>2)</sup> :		
		in the reference month	in the month preceding the reference month	two months or more before the reference month
January	23352	22434	757	161
February	21699	20607	1092	-
March	22591	21335	1153	103
April	21812	20593	1049	170
May	20249	19317	796	136
June	21073	19542	1292	239
July	22417	20980	1133	304
August	23169	21765	1108	296
September	21973	20371	1196	406

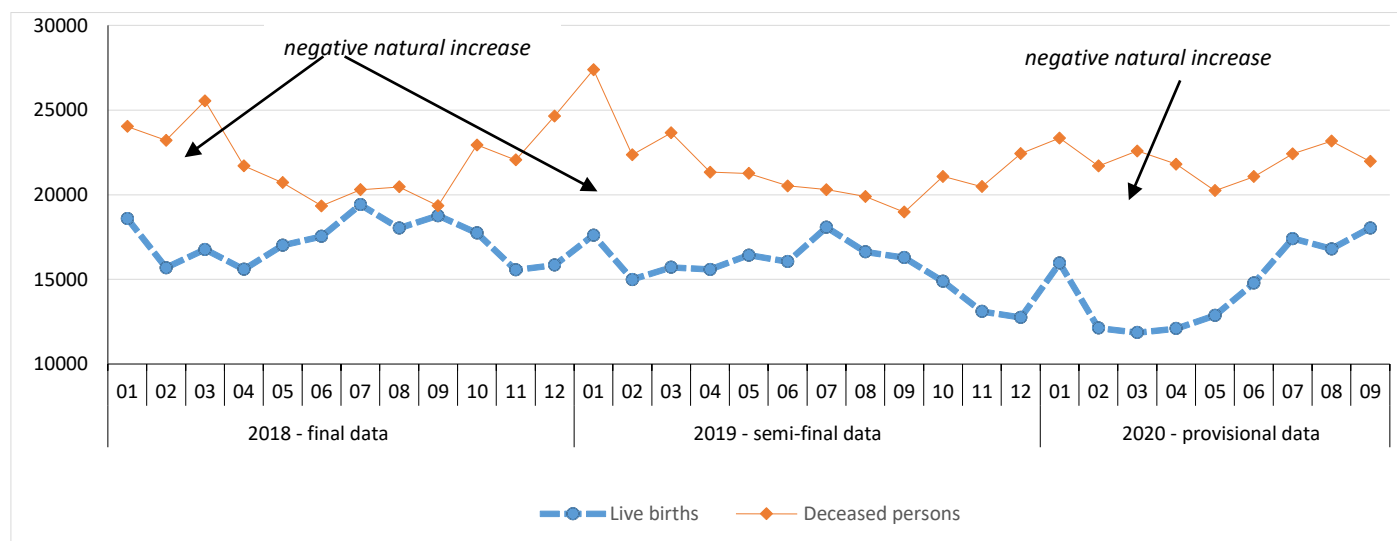
<sup>1)</sup> Provisional data broken down according to the date when the vital event was recorded

<sup>2)</sup> Provisional data broken down according to the date when the vital event occurred

<sup>1</sup> The data for the months of 2019 are semi-final, and the data for the months of 2020 are provisional.

As shown by the data series in the graph below, usually, the number of deaths in September is lower than in August.

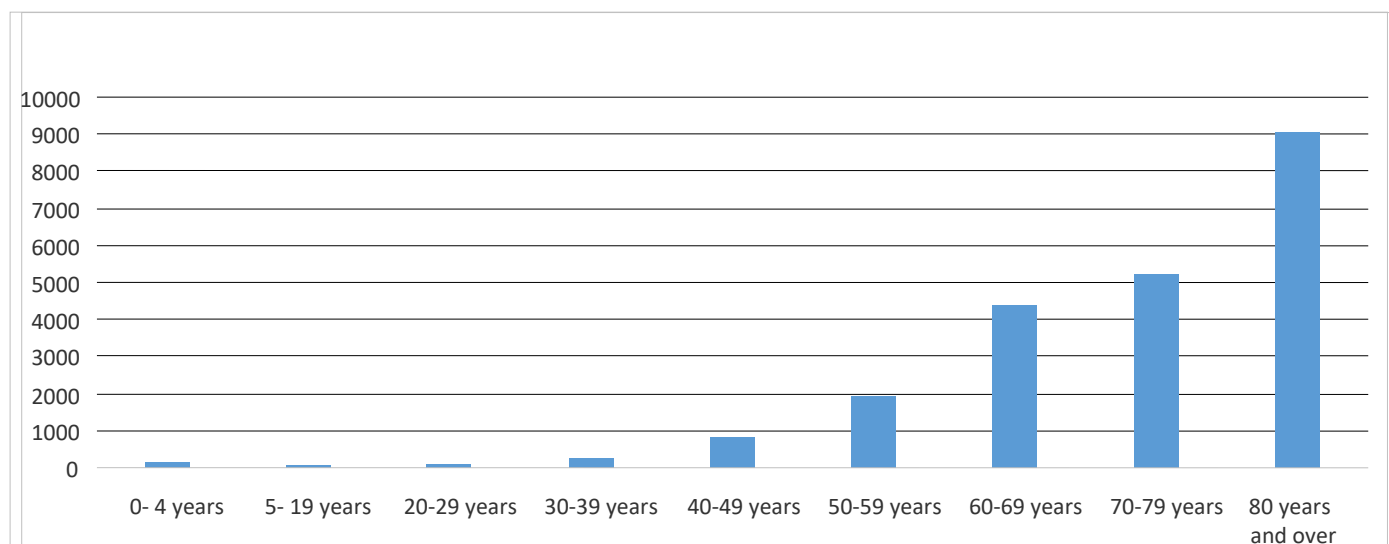
**Fig. 1 Evolution of the number of live births and deceased persons, from January 2018 to September 2020**



[The graph data in .xls format](#)

In September 2020, nearly two thirds of the total number of deaths were recorded for the persons aged at least 70 (9039 deaths, accounting for 41.1% of the total, were recorded for the age groups of 80 years and over; 5230 deaths, accounting for 23.8%, were for persons aged 70-79) and 4354 deaths (19.8%) were for persons aged 60-69. Naturally, by contrast, the fewest deaths were recorded for the age groups of 5-19 years (64 deaths), 20-29 years (104 deaths) and 0-4 years (131 deaths).

**Fig. 2 Deaths recorded in September 2020, by age group**



[The graph data in .xls format](#)

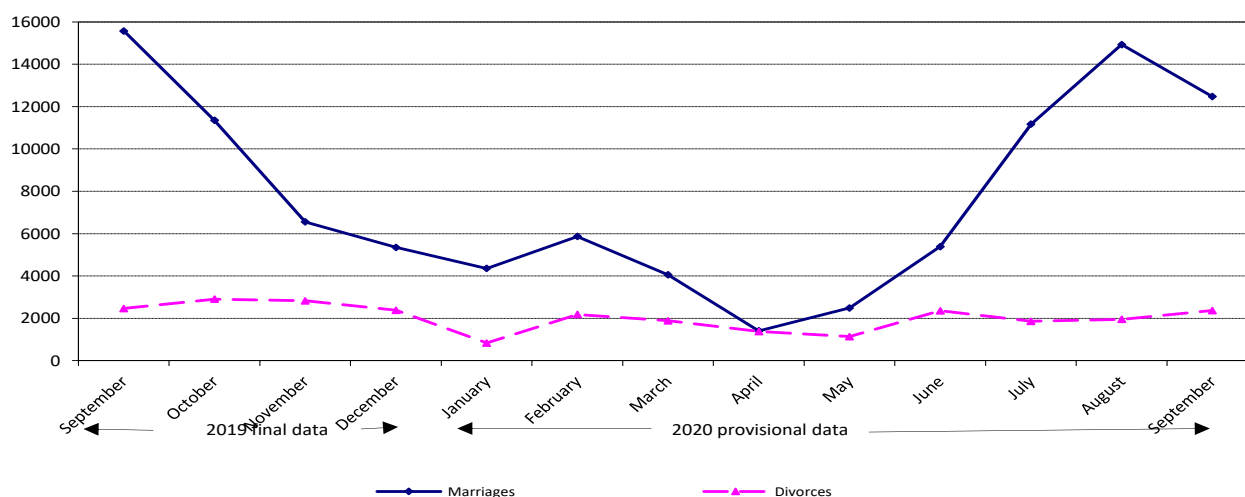
The **natural increase** remained negative in September 2020, with an excess of deaths of 3937 over live births.

## Marriage rate and divorce rate<sup>2</sup>

12471 **marriages** were recorded at Register Offices in September 2020, 2458 less than in August 2020.

2371 **divorces** were formally pronounced by final court decree and in accordance with Law No 202/2010 in September 2020, 418 more than in August 2020.

**Fig. 3 Evolution of the number of marriages and divorces from September 2019 to September 2020**



[The graph data in .xls format](#)

## September 2020 compared to September 2019<sup>1</sup>

### Birth rate, death rate and natural increase

The number of **live births** recorded in September 2020 was higher by 1749 compared to the same month of 2019.

The number of persons who **died** in September 2020 was greater by 2991 than in September 2019.

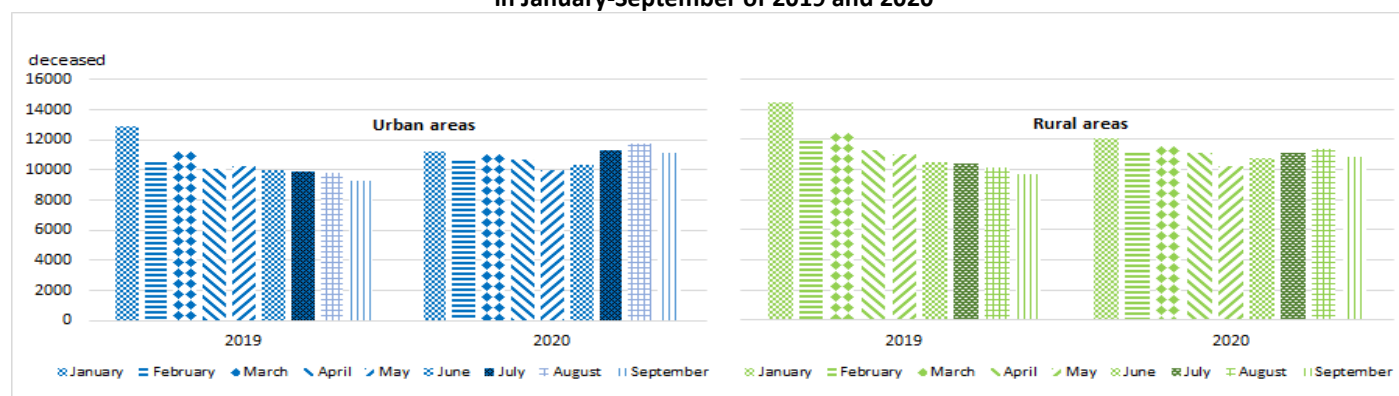
The negative **natural increase** was more pronounced in September 2020 than the one in September 2019 (-3937 persons in September 2020, compared to -2695 persons in September 2019).

The number of **children under 1 year who died** was higher by 13 in September 2020 than the one recorded in September 2019.

<sup>2</sup> The data for the months of 2019 are final, and the data for the months of 2020 are provisional.

<sup>1</sup> The data for the months of 2019 are semi-final, and the data for the months of 2020 are provisional.

**Fig. 4 Evolution of the number of deceased persons by area of residence in January-September of 2019 and 2020**



[The graph data in .xls format](#)

In September 2020, the deaths of 11146 persons (5974 men and 5172 women) were recorded in the urban area and 10827 deaths (5885 men and 4942 women) were recorded in the rural area. Compared to the same month of 2019, the number of persons who died increased by 1872 persons (1092 men and 780 women) in the urban area and by 1119 persons (610 men and 509 women) in the rural area.

### Marriage rate and divorce rate<sup>2</sup>

The number of **marriages** decreased by 3099 in September 2020 compared to the number recorded in the same month of the previous year.

95 less **divorces** than in September 2019 were formally pronounced by final court decree and in accordance with Law No 202/2010 in September 2020.

The effects of the health crisis on the vital events are visible, as far as deaths are concerned, particularly in April, June, July, August and September 2020, when rises were recorded compared to April, June, July, August and September 2019, and as far as marriages are concerned, which, since March, have reported drops in the number of events compared to the same months of 2019. The number of births fell in each month compared to the same period of the previous year, except for the months of August and September, when a higher number of live births than the previous year was recorded.

*For a complete characterisation of the vital events recorded in March-September 2020, in the framework of the COVID-19 pandemic, one needs to take into account that the provisions of the military ordinances introduced certain limitations as far as the organisation of events with more than 3 persons attending is concerned, limited the travels outside the dwelling and outside the locality, suspended the activities in closed spaces, made the Union of Notaries Public extend the deadlines for the pending divorce files until after the state of emergency ends. The provisions of the Government Decisions for the period covered by the state of alert imposed certain limitations with regard to the number of people than can get together in public places, as well as measures stating that only the organisation of events with a very small number of participants is allowed. The data need to be interpreted in correlation with the information from administrative sources, especially the information published by the Ministry of Health, through the National Institute of Public Health.*

### Additional information:

**Natural increase** represents the difference between the number of live births and the number of deceased persons during the reference period.

The data for the months of the year 2020 are provisional, with the events being presented according to the date when they were recorded and not according to the date when the vital events occurred; due to this reason, the data related to the year 2020 will experience changes by including the belatedly recorded events (after the month of reference), by excluding the events recorded during the reference month but which occurred the previous month or before the previous month and by redistributing the events by month according to the date of the occurrence. For an accurate interpretation of the indicators, please see the [Methodological explanations](#) attached to the press release on the homepage. The next press release on vital statistics will be issued on 10 December 2020.

Press release archive: <http://www.insse.ro/cms/en/comunicate-de-presa-view>

**Communication Directorate**, E-mail: [biroupresa@insse.ro](mailto:biroupresa@insse.ro); telephone: +4021 3181869

<sup>2</sup> The data for the months of 2019 are final, and the data for the months of 2020 are provisional.