

Domain: Vital statistics

Vital statistics in August 2023

- In August 2023, the number of recorded births increased compared to both August 2022 and the previous month (July 2023).
- In August 2023, the number of recorded deaths decreased compared to August 2022 but increased compared to the previous month (July 2023).
- In August 2023, the number of recorded marriages decreased compared to August 2022 but increased compared to July 2023, and the number of recorded divorces increased compared to both August 2022 and July 2023.

August 2023 compared to July 2023

Birth rate, death rate and natural increase¹

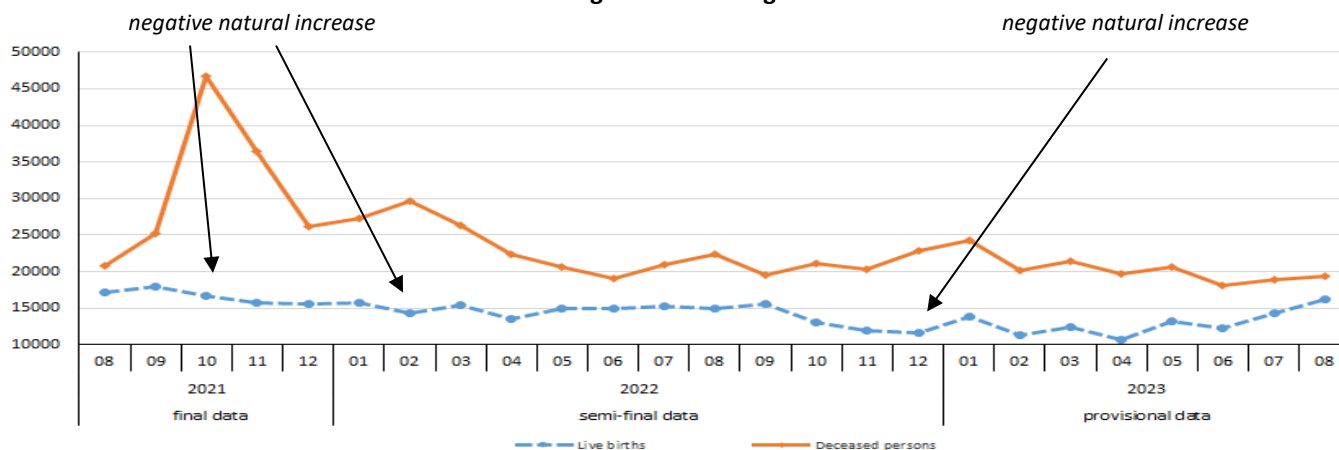
The **births** of 16195 children were recorded in August 2023, 1908 more than in July 2023.

The number of **deaths** recorded in August 2023 was 19303 (10125 men and 9178 women), 357 deaths (221 men and 136 women) more than in July 2023. The number of **deaths of children under 1 year** recorded in August 2023 was 68, a decrease of 6 deaths compared to July 2023.

The **natural increase** remained negative in August 2023 (-3108); the number of deaths was 1.2 times higher than that of live births.

The monthly evolution of the number of deaths and births during the August 2021-August 2023 period shows a significant increase in the number of deaths in October 2021, when, in the context of the COVID-19 pandemic, the highest number of deaths of the entire period was reported. A significant number of deaths was also reported in February 2022; a fluctuating evolution was recorded in the period that followed, without reaching the values of the previous months. At the same time, the number of births was high in the August-September period, both in 2021 and in 2022, even though the number of deaths was significant and the natural increase remained negative. In the first seven months of 2023, the birth and death figures had the same evolution; increases in both vital events were reported in August 2023 compared to the previous month.

Fig. 1 Evolution of the number of live births and deceased persons from August 2021 to August 2023

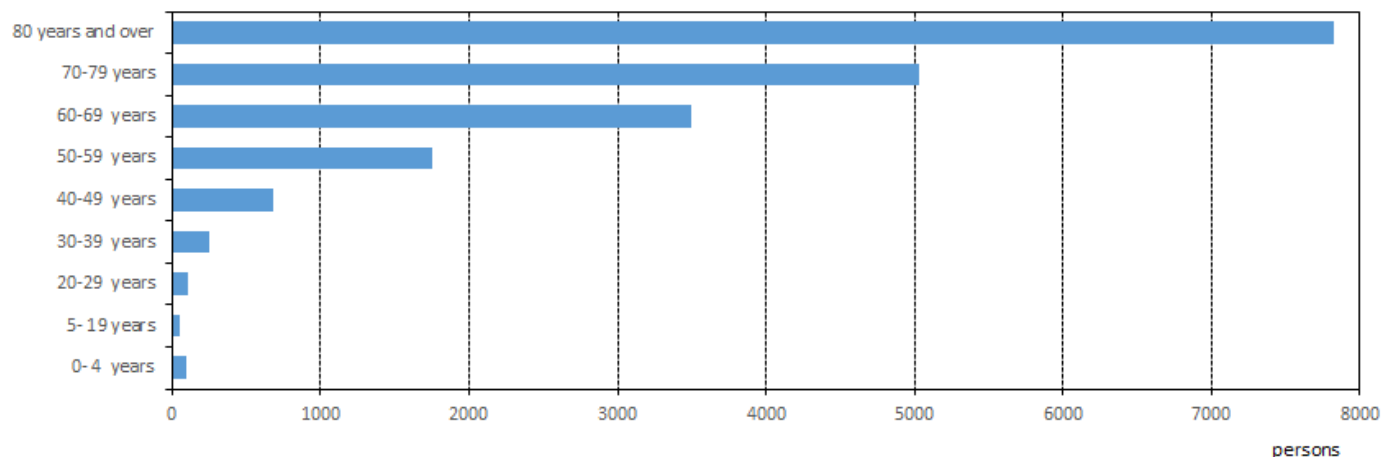


[The graph data in .xls format](#)

¹ The data for the months of 2022 are semi-final data, and the data for the months of 2023 are provisional.

In August 2023, 40.5% (7824 deaths) of the total number of deaths were recorded for the age group of 80 years and over, 26.1% (5030 deaths) were recorded for persons aged 70-79 and 18.1% (3499 deaths) were for persons aged 60-69. By contrast, the fewest deaths were recorded for the age groups of 0-4 years (95 deaths), 5-19 years (50 deaths) and 20-29 years (109 deaths).

Fig. 2 Deaths recorded in August 2023, by age group



[The graph data in .xls format](#)

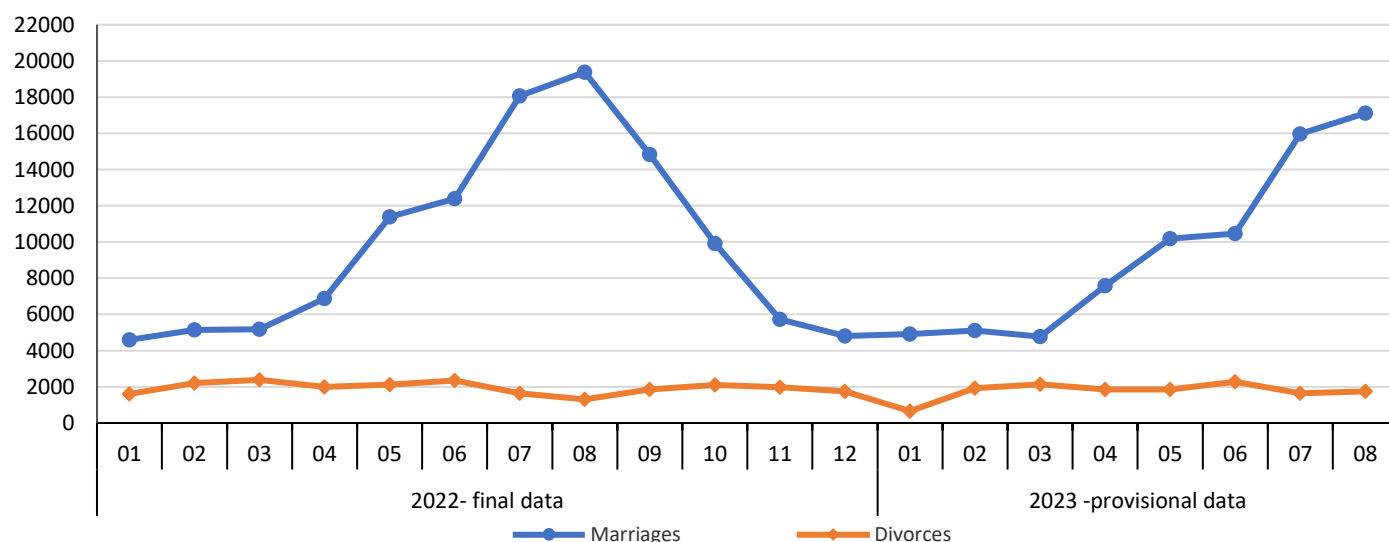
If we consider the main causes of death, in August 2023 the greatest number of persons died of diseases of the circulatory system (10086 persons, accounting for 52.3%), neoplasms (4021 persons, accounting for 20.8%) and diseases of the respiratory system (1443 persons, accounting for 7.5%).

Marriage rate and divorce rate¹

17112 **marriages** were recorded at Register Offices in August 2023, 1151 more than in July 2023.

1753 **divorces** were formally pronounced by final court decree and by agreement between the spouses (via administrative proceedings or by means of a notarial procedure) in August 2023, 120 more than in July 2023.

Fig. 3 Evolution of the number of marriages and divorces from January 2022 to August 2023



[The graph data in .xls format](#)

August 2023 compared to August 2022

Birth rate, death rate and natural increase¹

The number of **live births** recorded in August 2023 was greater by 1272 than in the same month of 2022.

The number of persons who **died** in August 2023 was smaller by 3037 than in August 2022.

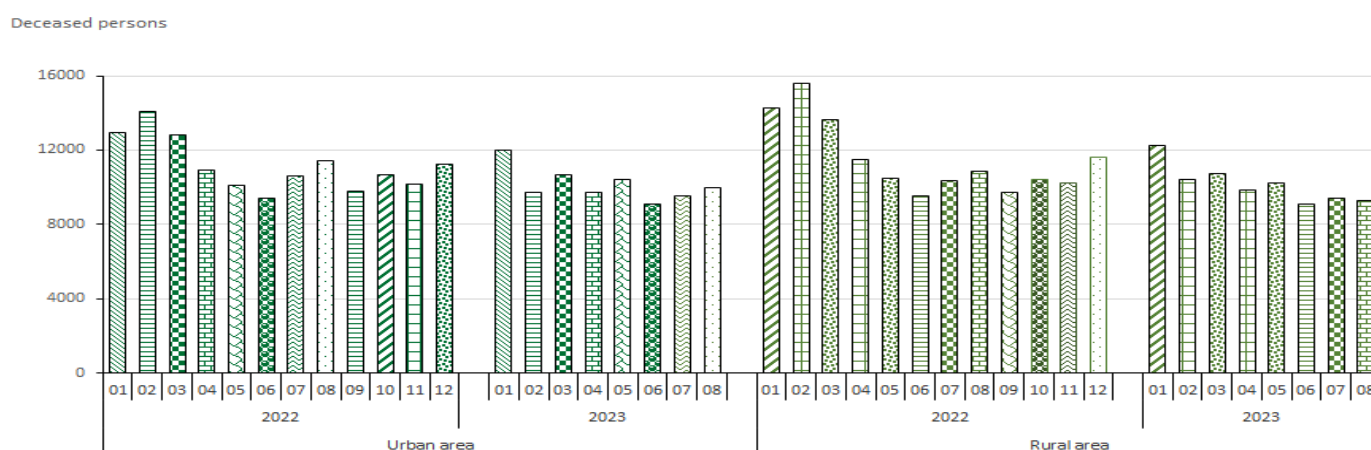
The number of **children under one year who died** was smaller by 3 in August 2023 than the one recorded in August 2022.

The **natural increase** was negative both in August 2023 (-3108 persons) and in August 2022 (-7417 persons).

Based on the three main causes of death, 47 more deaths due to neoplasms were recorded in August 2023 than in August 2022, the number of deaths due to diseases of the respiratory system was smaller by 975, and 1934 less deaths due to diseases of the circulatory system were reported.

In August 2023, the deaths of 9994 persons (5204 men and 4790 women) were recorded in the urban area and 9309 deaths (4921 men and 4388 women) were recorded in the rural area. Compared to the same month of 2022, the number of persons who died decreased by 1457 persons (686 men and 771 women) in the urban area and by 1580 persons (916 men and 664 women) in the rural area.

Fig. 4 Evolution of the number of deceased persons by area of residence from January 2022 to August 2023



[The graph data in .xls format](#)

Marriage rate and divorce rate²

The number of **marriages** decreased by 2270 in August 2023 compared to the number recorded in the same month of the previous year.

449 more **divorces** than in August 2022 were formally pronounced by final court decree and by agreement between the spouses (via administrative proceedings or by means of a notarial procedure) in August 2023.

Additional information:

Natural increase represents the difference between the number of live births and the number of deceased persons during the reference period. The data for the months of 2023 are provisional, with the events being presented according to the date when they were recorded and not according to the date when the vital events occurred; due to this reason, the data related to the year 2023 will experience changes by including the belatedly recorded events (after the month of reference), by excluding the events recorded during the reference month but which occurred the previous month or before the previous month and by redistributing the events by month according to the date of occurrence. For an accurate interpretation of the indicators, please see the [Methodological explanations attached to the press release on the homepage](#). The next press release on vital statistics will be issued on 10 November 2023.

Press release archive: <https://insse.ro/cms/en/comunicate-de-presa-view>

Communication Directorate E-mail: biroupresa@insse.ro; telephone: +4021 3181869

² The data for the months of 2022 are final data, and the data for the months of 2023 are provisional.