

Domain: Vital statistics

Vital statistics in July 2024

- In July 2024, the number of recorded births¹ and the number of recorded deaths¹ increased compared to both July 2023 and the previous month.
- In July 2024, the number of recorded marriages dropped compared to July 2023 but rose compared to June 2024, and the number of recorded divorces increased compared to July 2023 but fell compared to June 2024.

July 2024 compared to June 2024

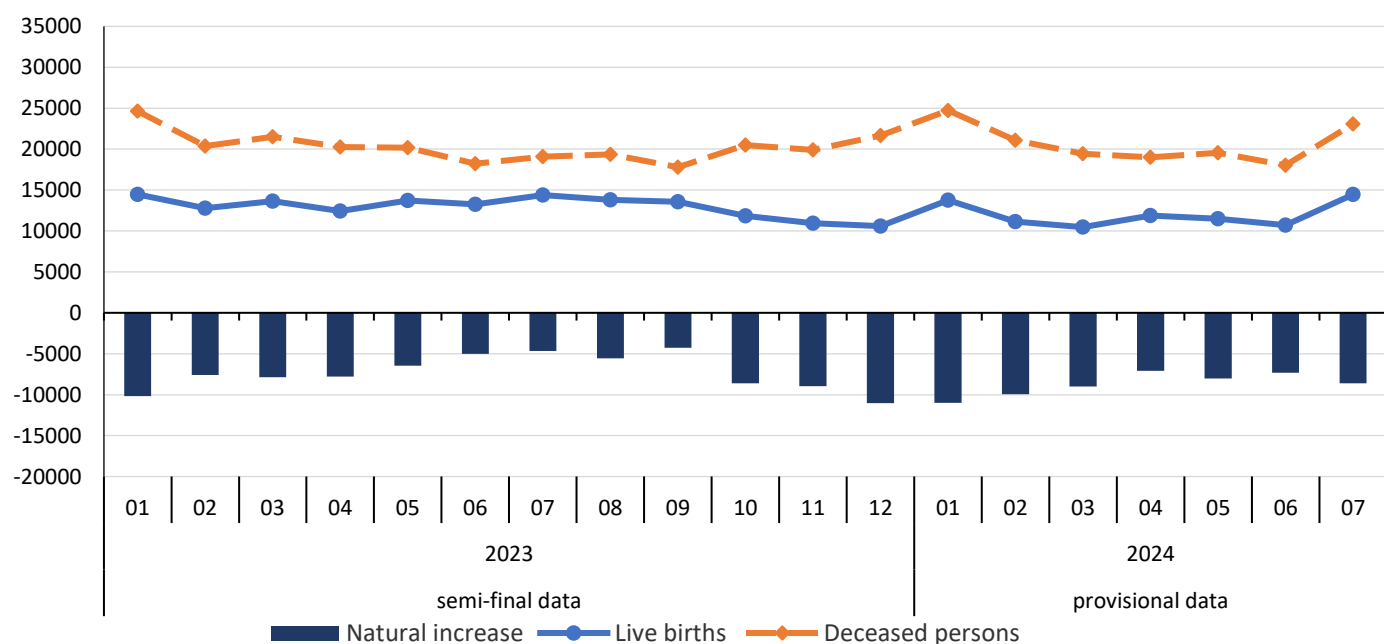
Birth rate, death rate and natural increase²

The **births**¹ of 14458 children were recorded in July 2024, 3751 more (+35.0%) than in June 2024.

The number of **deaths**¹ recorded in July 2024 was 23065 (12045 men and 11020 women), 5028 deaths more than in June 2024, which amounted to an increase of 27.9% (+28.2% men and +27.5% women). The number of **deaths of children under 1 year** recorded in July 2024 was 94, an increase of 12 deaths compared to June 2024.

The **natural increase** remained negative in July 2024 (-8607); the number of deaths was 1.6 times higher than that of live births.

Fig. 1 Evolution of the number of live births and deceased persons and of the natural increase from January 2023 to July 2024



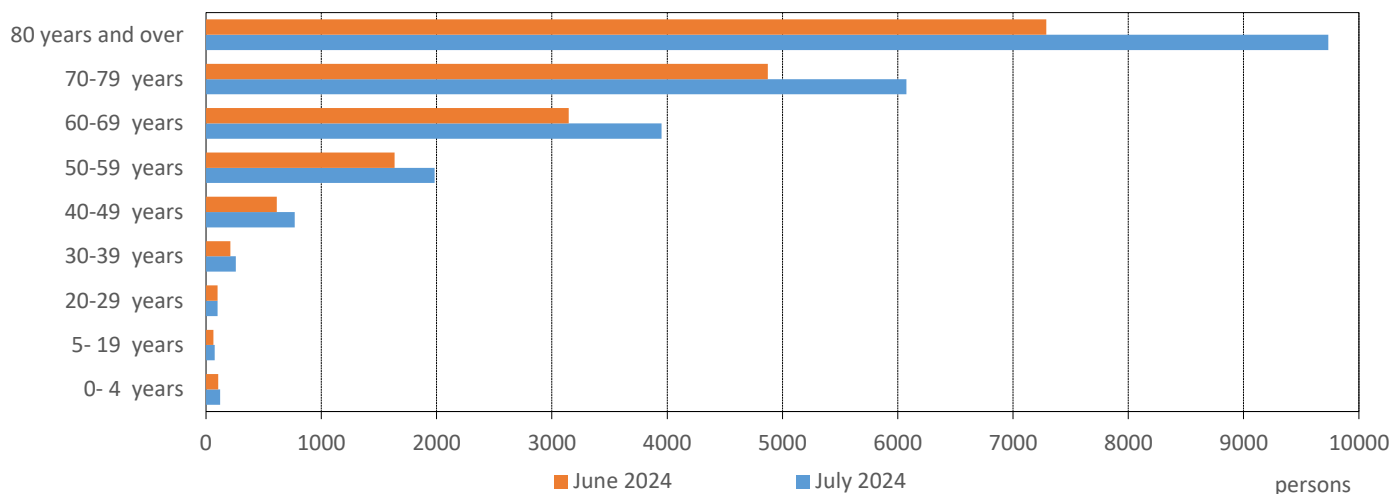
[The graph data in .xls format](#)

¹ Provisional data, broken down according to the date when the vital event was recorded

² The data for the months of 2023 are semi-final data and the data for the months of 2024 are provisional.

In July 2024, 42.2% (9734 deaths) of the total number of deaths were recorded for the age group of 80 years and over, 26.3% (6074 deaths) were recorded for persons aged 70-79 and 17.1% (3951 deaths) were for persons aged 60-69. By contrast, the fewest deaths were recorded for the age groups of 0-4 years (123 deaths), 5-19 years (74 deaths) and 20-29 years (99 deaths).

Fig. 2 Deaths recorded in June 2024 and July 2024, by age group



[The graph data in .xls format](#)

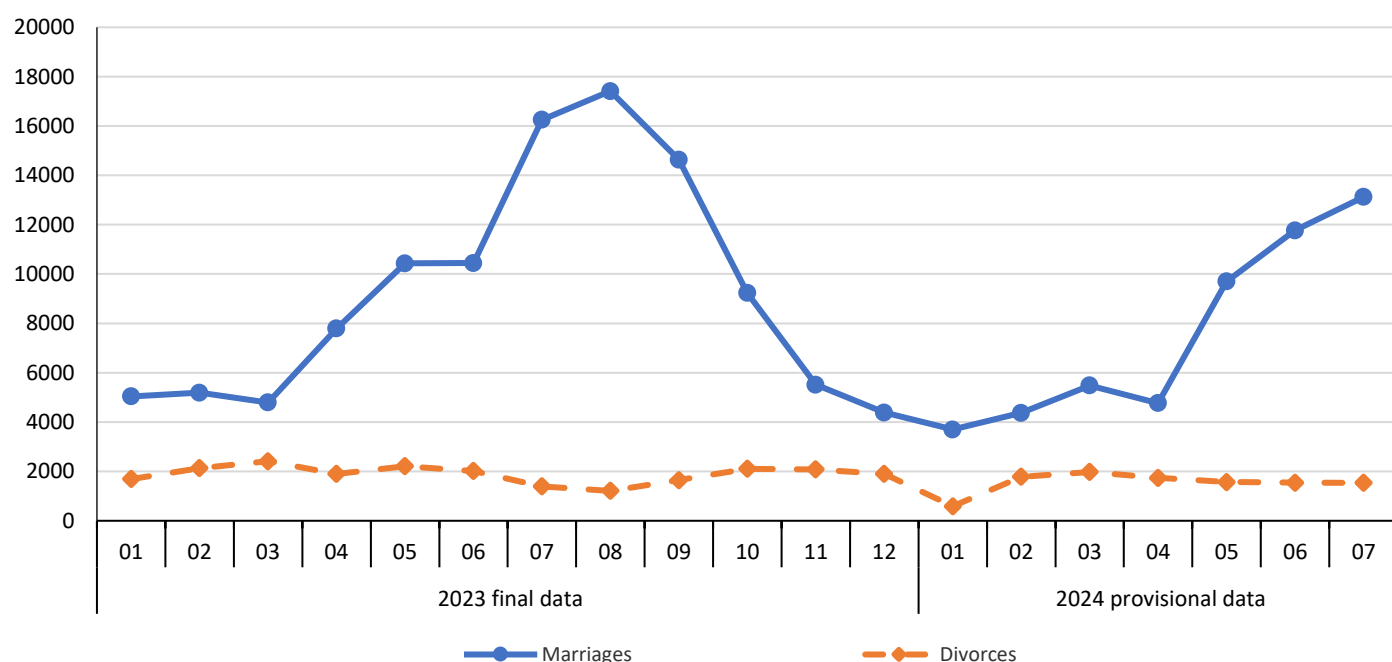
Marriage rate and divorce rate³

13124 **marriages** were recorded at Register Offices in July 2024, 1355 more (+11.5%) than in June 2024.

1540 **divorces** were formally pronounced by final court decree and by agreement between the spouses (via administrative proceedings or by means of a notarial procedure) in July 2024, 6 less (-0.4%) than in June 2024.

In the January 2023-July 2024 period, the highest number of marriages was reported in August 2023 (17414) and the lowest number was recorded in January 2024 (3700).

Fig. 3 Evolution of the number of marriages and divorces from January 2023 to July 2024



[The graph data in .xls format](#)

³ The data for the months of 2023 are final data and the data for the months of 2024 are provisional.

July 2024 compared to July 2023

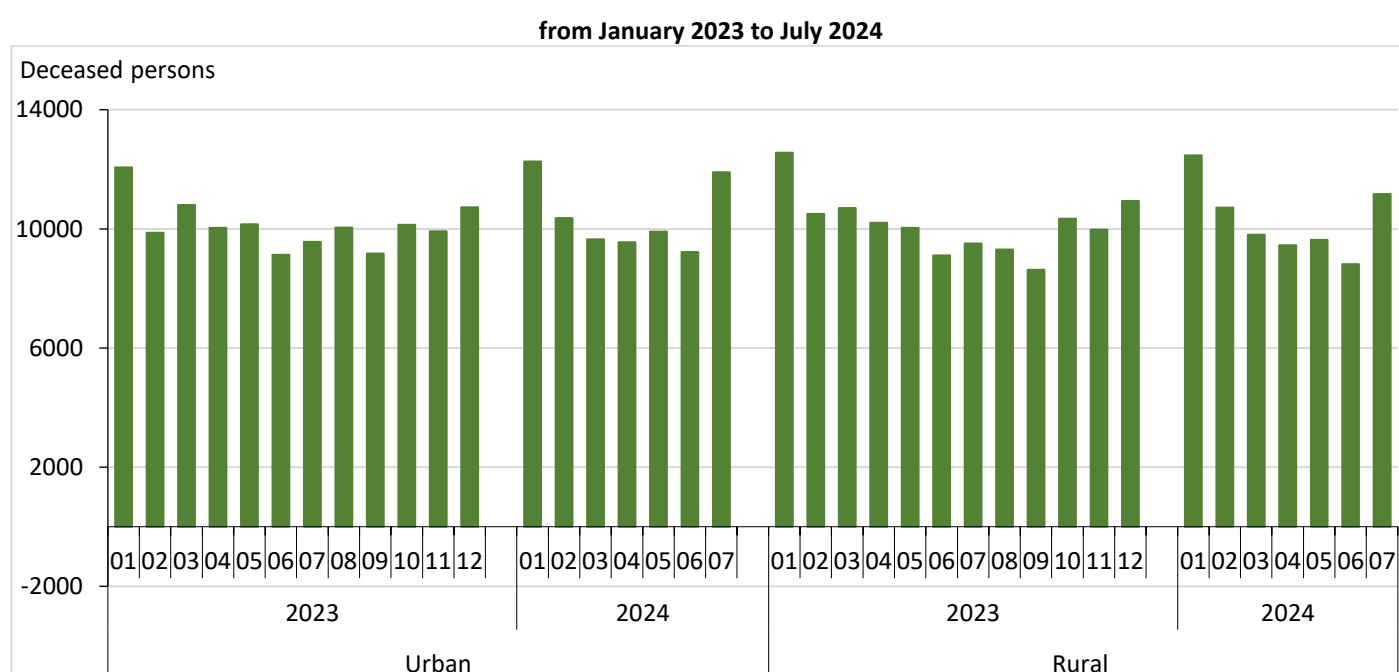
Birth rate, death rate and natural increase¹

The number of **live births** recorded in July 2024 was higher by 55 (+0.4%) than in the same month of 2023. The number of persons who **died** in July 2024 increased by 3993 (+20.9%) compared to July 2023, and the number of **children under one year who died** was higher by 16 in July 2024 than the one recorded in the same month of 2023.

The **natural increase** was negative both in July 2024 (-8607 persons) and in July 2023 (-4669 persons).

In July 2024, the deaths of 11900 persons (6176 men and 5724 women) were recorded in the urban area and 11165 deaths (5869 men and 5296 women) were recorded in the rural area. Compared to the same month of 2023, the number of recorded deaths increased by 24.4% in the urban area (+25.2% for men and +23.6% for women) and by 17.4% in the rural area (+16.4% for men and +18.5% for women).

Fig. 4 Evolution of the number of deceased persons by area of residence



[The graph data in .xls format](#)

Marriage rate and divorce rate²

The number of **marriages** decreased by 3126 (-19.2%) in July 2024 compared to the number recorded in the same month of the previous year. 148 more **divorces** (+10.6%) than in July 2023 were formally pronounced by final court decree and by agreement between the spouses (via administrative proceedings or by means of a notarial procedure) in July 2024.

Additional information:

Natural increase represents the difference between the number of live births and the number of deceased persons during the reference period. The data for the months of 2024 are provisional, with the events being presented according to the date when they were recorded and not according to the date when the vital events occurred; due to this reason, the data related to the year 2024 will experience changes by including the belatedly recorded events (after the month of reference), by excluding the events recorded during the reference month but which occurred the previous month or before the previous month and by redistributing the events by month according to the date of occurrence. For an accurate interpretation of the indicators, please see the [Methodological explanations attached to the press release on the homepage](#). The next press release on vital statistics will be issued on 10 October 2024.

Press release archive: <https://insse.ro/cms/en/comunicate-de-pres-a-view>

Communication Directorate E-mail: birou presa@insse.ro; telephone: +4021 3181869