

Domain: Vital statistics

## Vital statistics in July 2023

- In July 2023, the number of recorded births and the number of recorded deaths decreased compared to July 2022 but increased compared to the previous month (June 2023).
- In July 2023, the number of recorded marriages decreased compared to July 2022 but increased compared to June 2023, and the number of recorded divorces decreased compared to both July 2022 and June 2023.

### July 2023 compared to June 2023

#### Birth rate, death rate and natural increase<sup>1</sup>

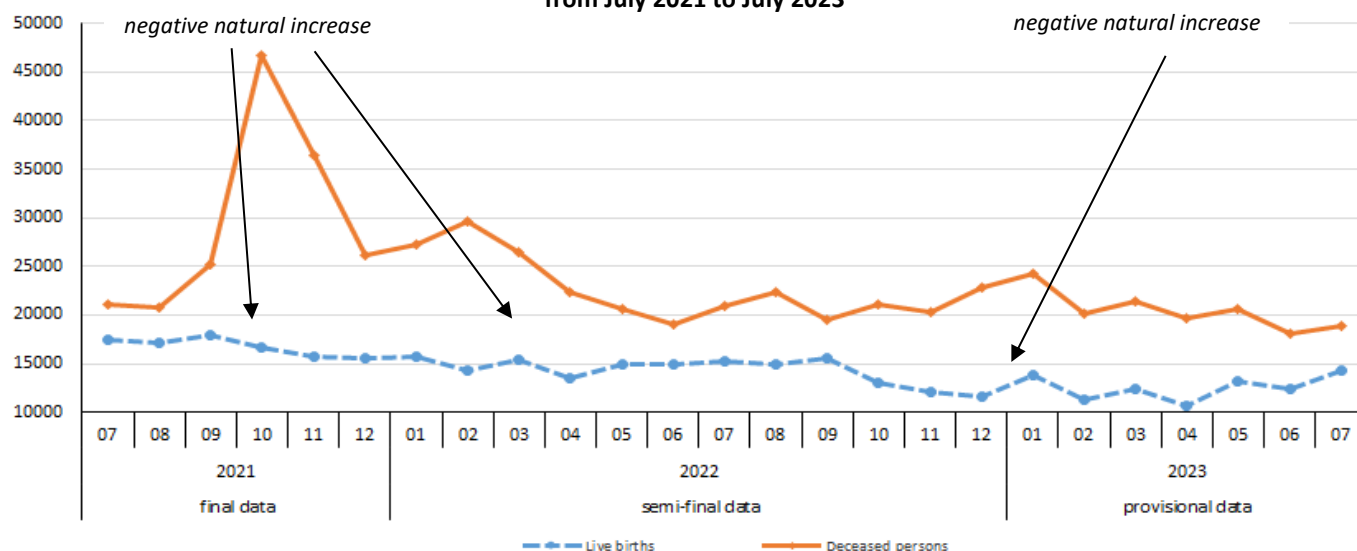
The **births** of 14287 children were recorded in July 2023, 1967 more than in June 2023.

The number of **deaths** recorded in July 2023 was 18946 (9904 men and 9042 women), 793 deaths (350 men and 443 women) more than in June 2023. The number of **deaths of children under 1 year** recorded in July 2023 was 74, an increase of 4 deaths compared to June 2023.

The **natural increase** remained negative in July 2023 (-4659); the number of deaths was 1.3 times higher than that of live births.

The monthly evolution of the number of deaths and births during the July 2021-July 2023 period shows a significant increase in the number of deaths in October 2021, when, in the context of the COVID-19 pandemic, the highest number of deaths of the entire period was reported. A significant number of deaths was also reported in February 2022; a fluctuating evolution was recorded in the period that followed, without reaching the values of the previous months. At the same time, the number of births reached its highest values in the July-September period, both in 2021 and in 2022, while the number of deaths was significant and the natural increase remained negative. In the first six months of 2023, the birth and death figures had the same evolution; increases in both vital events were reported in July 2023 compared to the previous month.

**Fig. 1 Evolution of the number of live births and deceased persons from July 2021 to July 2023**

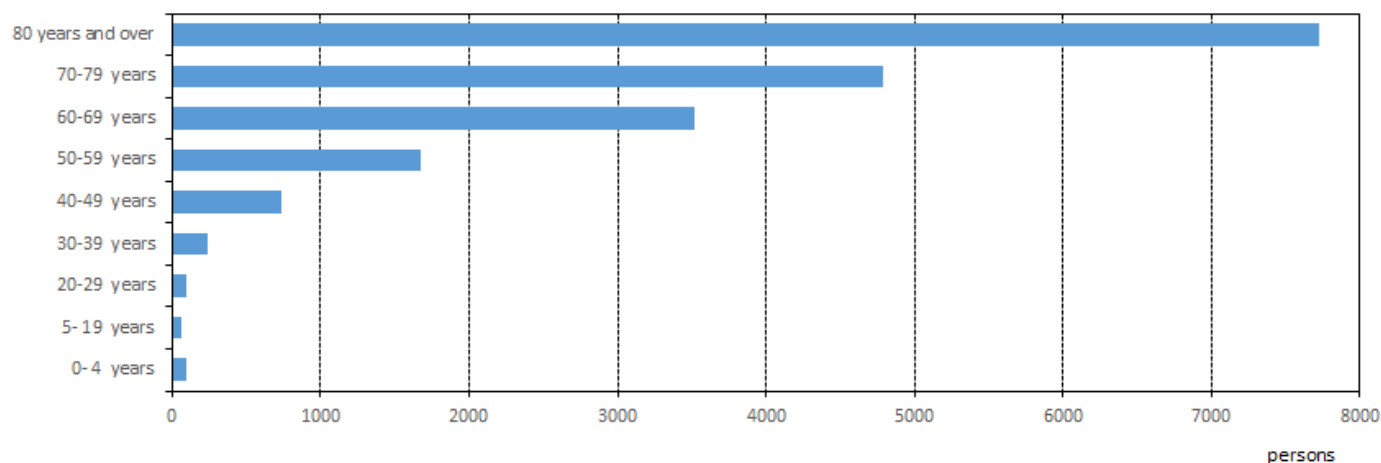


[The graph data in .xls format](#)

<sup>1</sup> The data for the months of 2022 are semi-final data, and the data for the months of 2023 are provisional.

In July 2023, 40.8% (7727 deaths) of the total number of deaths were recorded for the age group of 80 years and over, 25.3% (4793 deaths) were recorded for persons aged 70-79 and 18.6% (3522 deaths) were for persons aged 60-69. By contrast, the fewest deaths were recorded for the age groups of 0-4 years (94 deaths), 5-19 years (63 deaths) and 20-29 years (96 deaths).

**Fig. 2 Deaths recorded in July 2023, by age group**



[The graph data in .xls format](#)

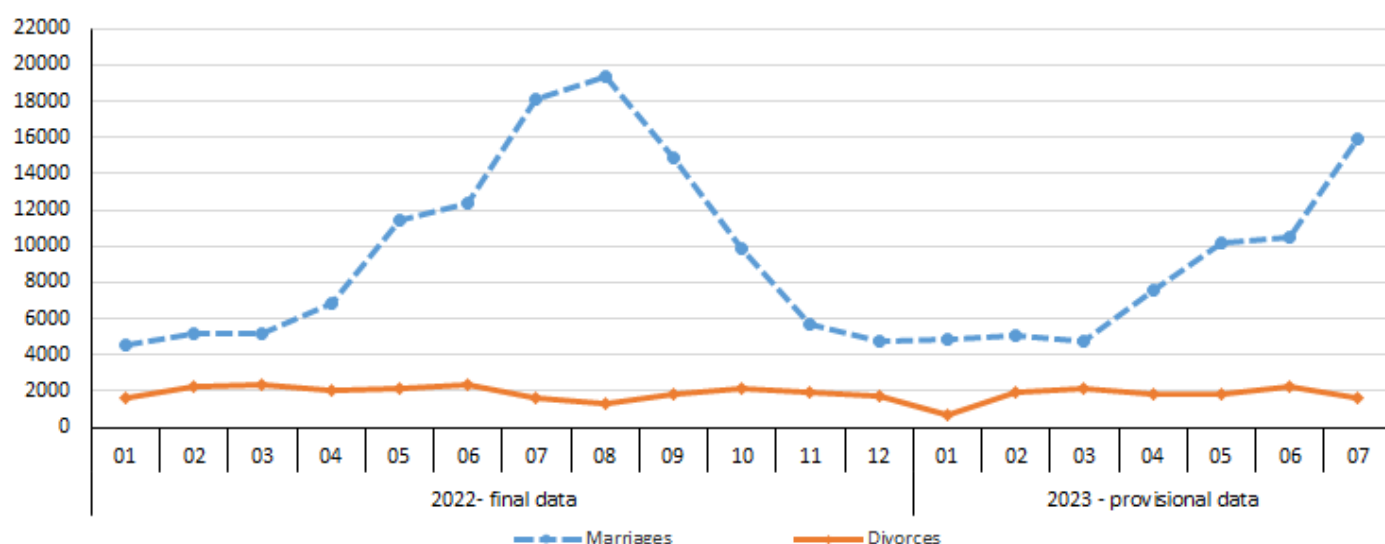
If we consider the main causes of death, in July 2023 the greatest number of persons died of diseases of the circulatory system (10129 persons, accounting for 53.5%), neoplasms (3854 persons, accounting for 20.3%) and diseases of the respiratory system (1343 persons, accounting for 7.1%).

### Marriage rate and divorce rate<sup>1</sup>

15961 **marriages** were recorded at Register Offices in July 2023, 5491 more than in June 2023.

1633 **divorces** were formally pronounced by final court decree and by agreement between the spouses via administrative proceedings or by means of a notarial procedure in July 2023, 645 less than in June 2023.

**Fig. 3 Evolution of the number of marriages and divorces from January 2022 to July 2023**



[The graph data in .xls format](#)

## July 2023 compared to July 2022

### Birth rate, death rate and natural increase<sup>1</sup>

The number of **live births** recorded in July 2023 was smaller by 982 than in the same month of 2022.

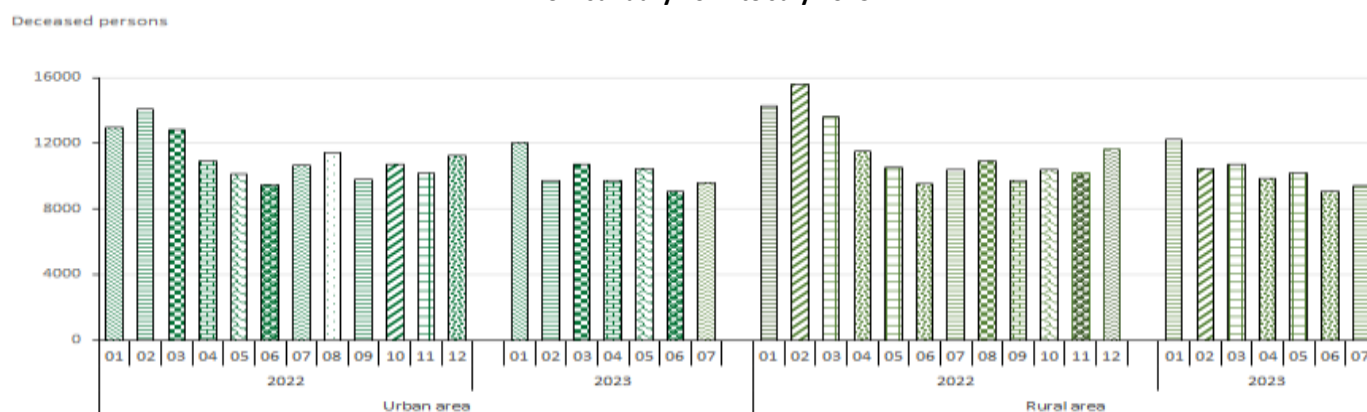
The number of persons who **died** in July 2023 was smaller by 2026 than in July 2022. Based on the three main causes of death, 1333 less deaths due to diseases of the circulatory system were recorded in July 2023 than in July 2022, the number of deaths due to neoplasms was smaller by 68, and 433 less deaths due to diseases of the respiratory system were reported.

The **natural increase** was negative both in July 2023 (-4659 persons) and in July 2022 (-5703 persons).

The number of **children under 1 year who died** was smaller by 4 in July 2023 than the one recorded in July 2022.

In July 2023, the deaths of 9564 persons (4930 men and 4634 women) were recorded in the urban area and 9382 deaths (4974 men and 4408 women) were recorded in the rural area. Compared to the same month of 2022, the number of persons who died decreased by 1048 persons (607 men and 441 women) in the urban area and by 978 persons (428 men and 550 women) in the rural area.

**Fig. 4 Evolution of the number of deceased persons by area of residence from January 2022 to July 2023**



[The graph data in .xls format](#)

### Marriage rate and divorce rate<sup>2</sup>

The number of **marriages** decreased by 2114 in July 2023 compared to the number recorded in the same month of the previous year.

10 less **divorces** than in July 2022 were formally pronounced by final court decree and by agreement between the spouses via administrative proceedings or by means of a notarial procedure in July 2023.

#### Additional information:

**Natural increase** represents the difference between the number of live births and the number of deceased persons during the reference period. The data for the months of 2023 are provisional, with the events being presented according to the date when they were recorded and not according to the date when the vital events occurred; due to this reason, the data related to the year 2023 will experience changes by including the belatedly recorded events (after the month of reference), by excluding the events recorded during the reference month but which occurred the previous month or before the previous month and by redistributing the events by month according to the date of occurrence. For an accurate interpretation of the indicators, please see the [Methodological explanations attached to the press release on the homepage](#). The next press release on vital statistics will be issued on 10 October 2023.

Press release archive: <http://www.insse.ro/cms/en/comunicate-de-presa-view>

Communication Directorate E-mail: [biroupresa@insse.ro](mailto:biroupresa@insse.ro); telephone: +4021 3181869

<sup>2</sup> The data for the months of 2022 are final data, and the data for the months of 2023 are provisional.