

Domain: Vital statistics

## Vital statistics in July 2020 in the framework of the health crisis

- In July 2020, the number of recorded births decreased compared to July 2019 but increased compared to the one recorded the previous month (June 2020).
- Compared to a year before (compared to July 2019), in July 2020, the number of recorded deaths rose and the number of deaths of children under 1 year dropped.
- In July 2020, the number of recorded marriages fell compared to July 2019 but doubled compared to June 2020.

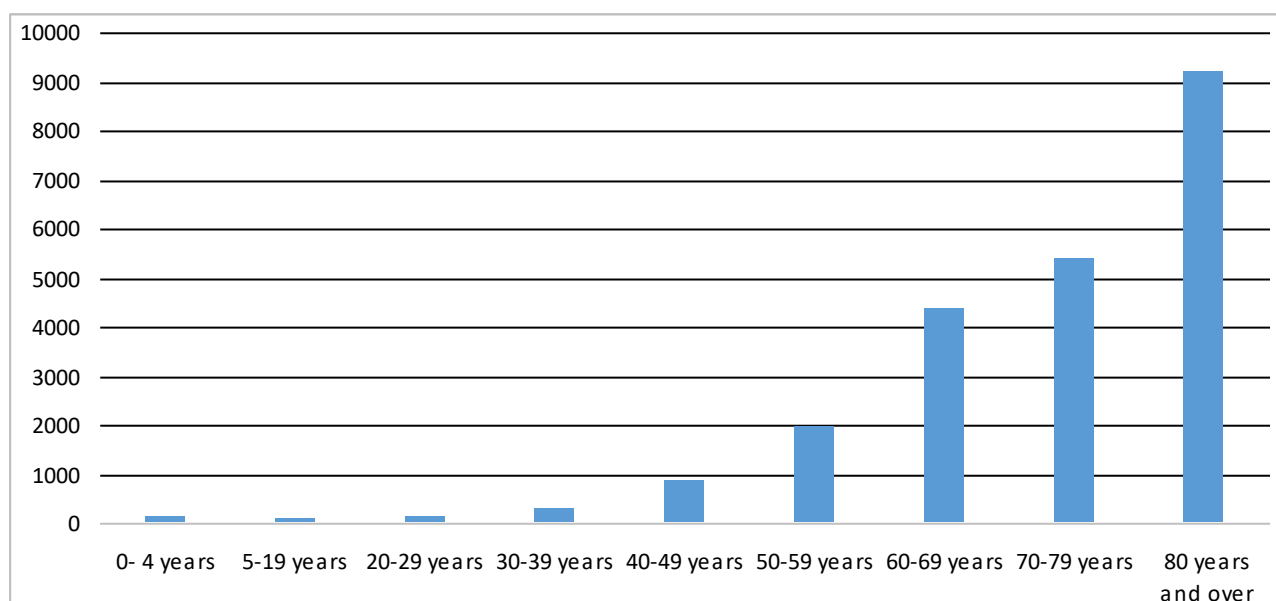
### July 2020 compared to June 2020

#### Birth rate, death rate and natural increase<sup>1</sup>

The **births** of 17415 children were recorded in July 2020, 2629 more than in June 2020.

The number of **deaths** recorded in July 2020 was 22417, 1344 deaths more than in June 2020, and the number of **deaths of children under 1 year** recorded in July 2020 was 101, an increase of 18 deaths of children under 1 year compared to June 2020.

Deaths recorded in July 2020, by age group



[The graph data in .xls format](#)

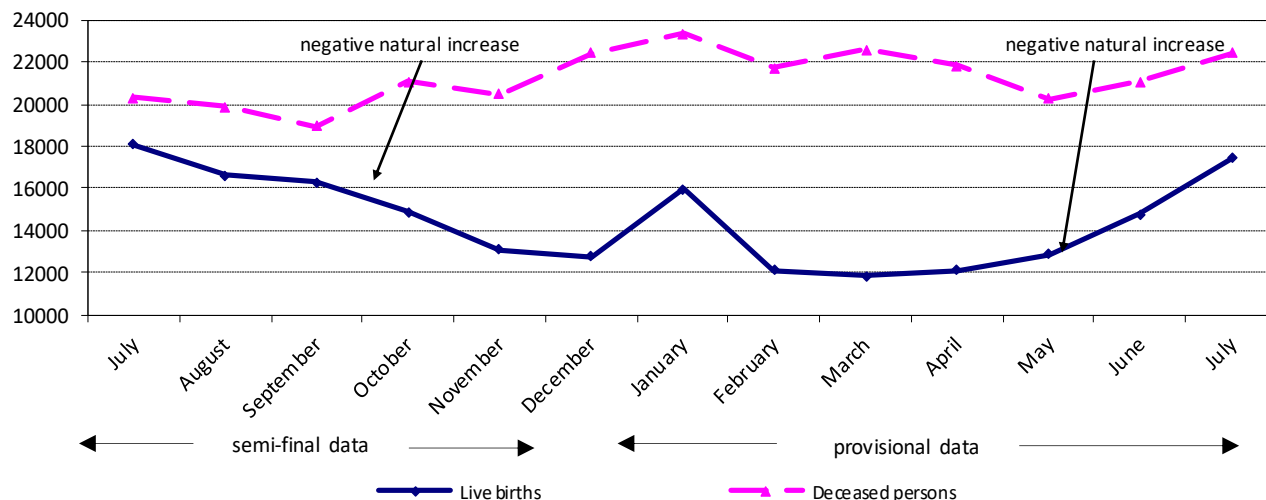
In July 2020, nearly two thirds of the total number of deaths were recorded for the persons aged at least 70 (9220 deaths, accounting for 41.1% of the total, were recorded for the age groups of 80 years and over; 5392 deaths, accounting for 24.1%, were for persons aged 70-79) and 4372 deaths (19.5%) were for

<sup>1</sup> The data for the months of 2019 are semi-final, and the data for the months of 2020 are provisional.

persons aged 60-69. Naturally, by contrast, the fewest deaths were recorded for the age groups of 5-19 years (65 deaths), 20-29 years (109 deaths) and 0-4 years (114 deaths).

The **natural increase** remained negative in July 2020, with an excess of deaths of 5002 over live births.

Evolution of the number of live births and deceased persons from July 2019 to July 2020



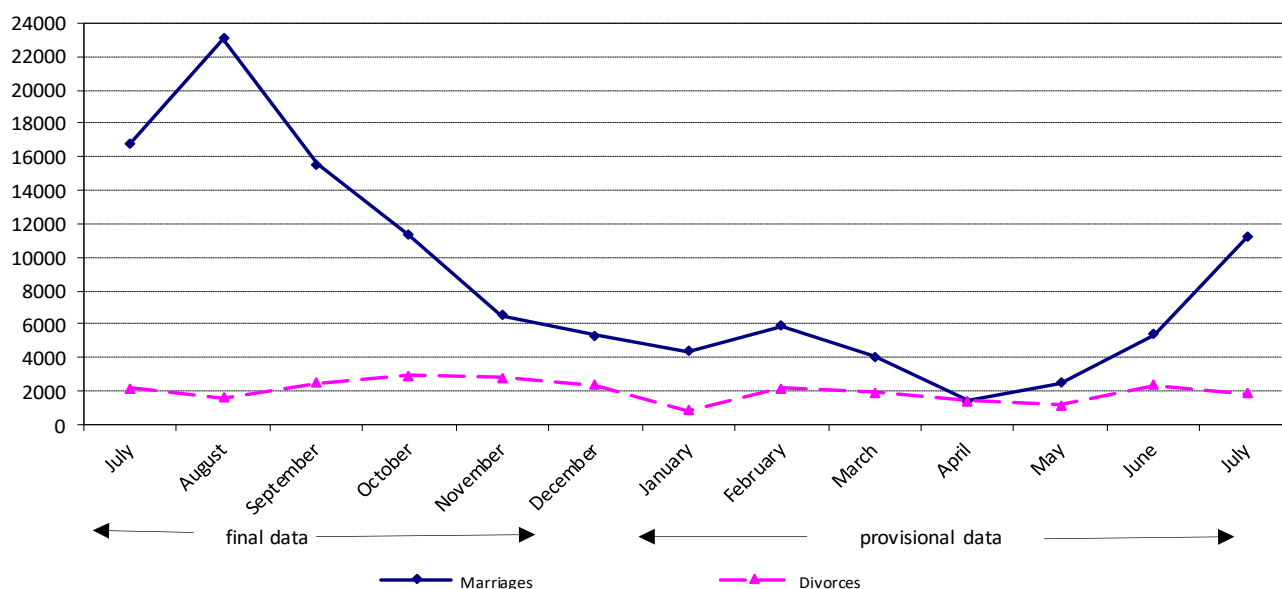
[The graph data in .xls format](#)

### Marriage rate and divorce rate<sup>2</sup>

11168 **marriages** were recorded at Register Offices in July 2020, 5779 more than in June 2020.

1863 **divorces** were formally pronounced by final court decree and in accordance with Law No 202/2010 in July 2020, 492 less than in June 2020.

Evolution of the number of marriages and divorces from July 2019 to July 2020



[The graph data in .xls format](#)

<sup>2</sup> The data for the months of 2019 are final, and the data for the months of 2020 are provisional.

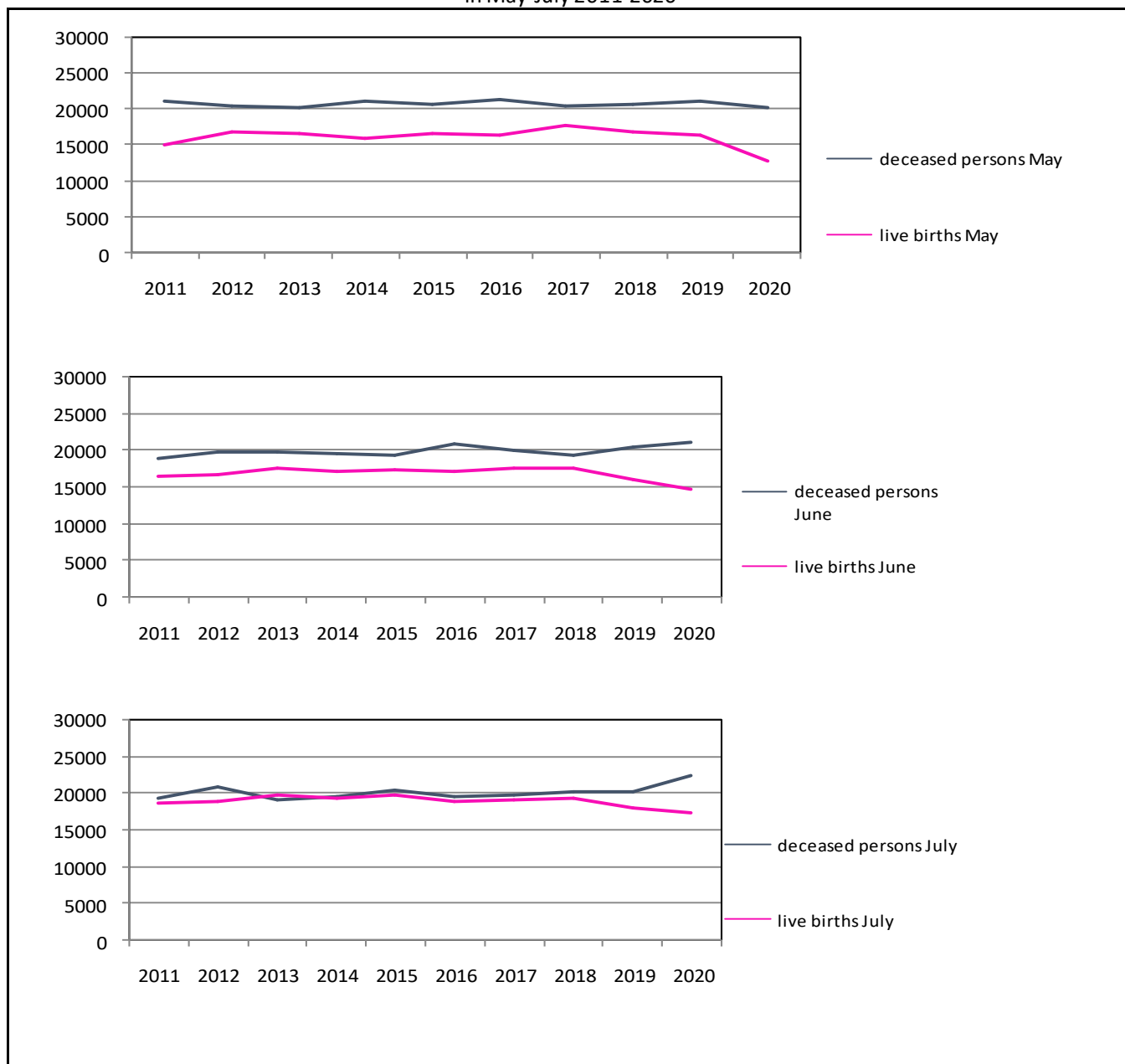
## July 2020 compared to July 2019<sup>1</sup>

### Birth rate, death rate and natural increase

The number of **live births** recorded in July 2020 was smaller by 667 compared to the same month of 2019.

The number of persons who **died** in July 2020 was higher by 2112 than in July 2019.

Evolution of the number of live births and deceased persons  
in May-July 2011-2020



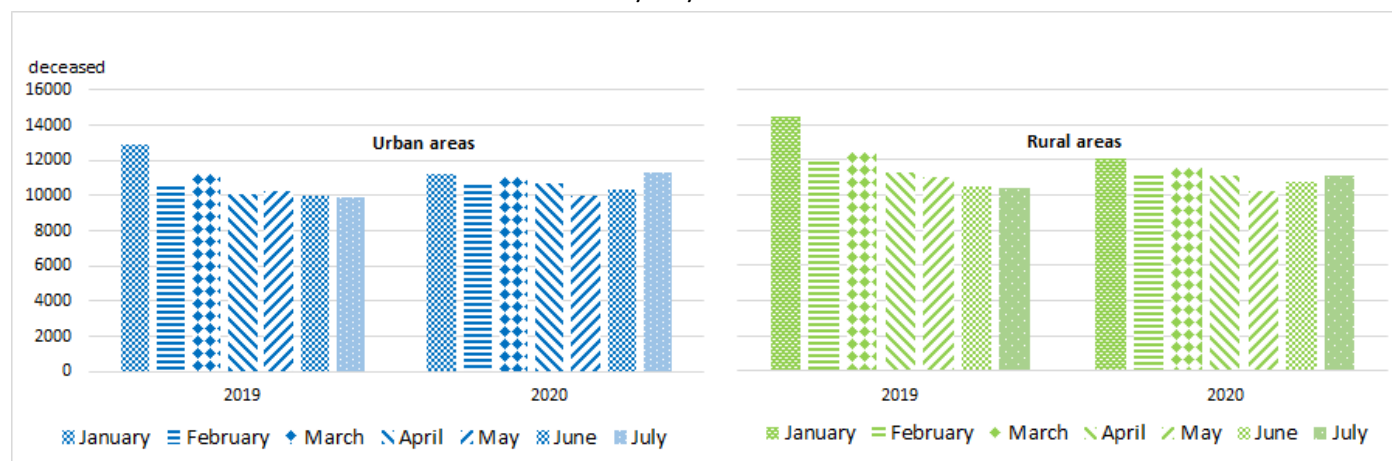
[The graph data in .xls format](#)

The negative **natural increase** was more pronounced in July 2020 than the one in July 2019 (-5002 persons in July 2020, compared to -2223 persons in July 2019).

The number of **children under 1 year who died** was smaller by 13 in July 2020 than the one recorded in July 2019.

<sup>1</sup> The data for the months of 2019 are semi-final, and the data for the months of 2020 are provisional.

Evolution of the number of deceased persons by area of residence  
in January-July of 2019 and 2020



[The graph data in .xls format](#)

In July 2020, the deaths of 11276 persons were recorded in the urban area, and 11141 deaths were recorded in the rural area. Compared to the same month of 2019, the number of persons who died increased by 1389 in the urban area and by 723 in the rural area.

### Marriage rate and divorce rate<sup>2</sup>

The number of **marriages** decreased by 5625 in July 2020 compared to the number recorded in the same month of the previous year.

290 less **divorces** than in July 2019 were formally pronounced by final court decree and in accordance with Law No 202/2010 in July 2020.

The effects of the health crisis on the vital events are visible, as far as deaths are concerned, particularly in April, June and July 2020, when rises were recorded compared to April, June and July 2019, and as far as marriages and divorces are concerned, which monthly reported drops in the number of events compared to the same month of 2019. The number of births fell in each month compared to the same period of the previous year.

*For a complete characterisation of the vital events recorded in March-July 2020, in the framework of the COVID-19 pandemic, one needs to take into account that the provisions of the military ordinances introduced certain limitations as far as the organisation of events with more than 3 persons attending is concerned, limited the travels outside the dwelling and outside the locality, suspended the activities in closed spaces, made the Union of Notaries Public extend the deadlines for the pending divorce files until after the state of emergency ends. The provisions of the Government Decisions for the period covered by the state of alert imposed certain limitations with regard to the number of people than can get together in public places, as well as measures stating that only the organisation of events with a very small number of participants is allowed. The data need to be interpreted in correlation with the information from administrative sources, especially the information published by the Ministry of Health, through the National Institute of Public Health.*

### Additional information:

**Natural increase** represents the difference between the number of live births and the number of deceased persons during the reference period.

The data for the months of the year 2020 are provisional, with the events being presented according to the date when they were recorded and not according to the date when the vital events occurred; due to this reason, the data related to the year 2020 will experience changes by including the belatedly recorded events (after the month of reference), by excluding the events recorded during the reference month but which occurred the previous month or before the previous month and by redistributing the events by month according to the date of occurrence. For an accurate interpretation of the indicators, please see the [Methodological explanations attached to the press release on the homepage](#). The next press release on vital statistics will be issued on 12 October 2020.

<sup>2</sup> The data for the months of 2019 are final, and the data for the months of 2020 are provisional.

Press release archive: <https://insse.ro/cms/en/comunicate-de-presa-view>

**Communication Directorate**

E-mail: [biroupresa@insse.ro](mailto:biroupresa@insse.ro); telephone: +4021 3181869