

Domain: Vital statistics

## Vital statistics in June 2025

- In June 2025, the number of recorded births decreased compared to June 2024 but increased compared to the previous month (May 2025), and the number of recorded deaths fell compared to both June 2024 and the previous month (May 2025).
- The natural increase remained negative in June 2025.

### June 2025 compared to May 2025

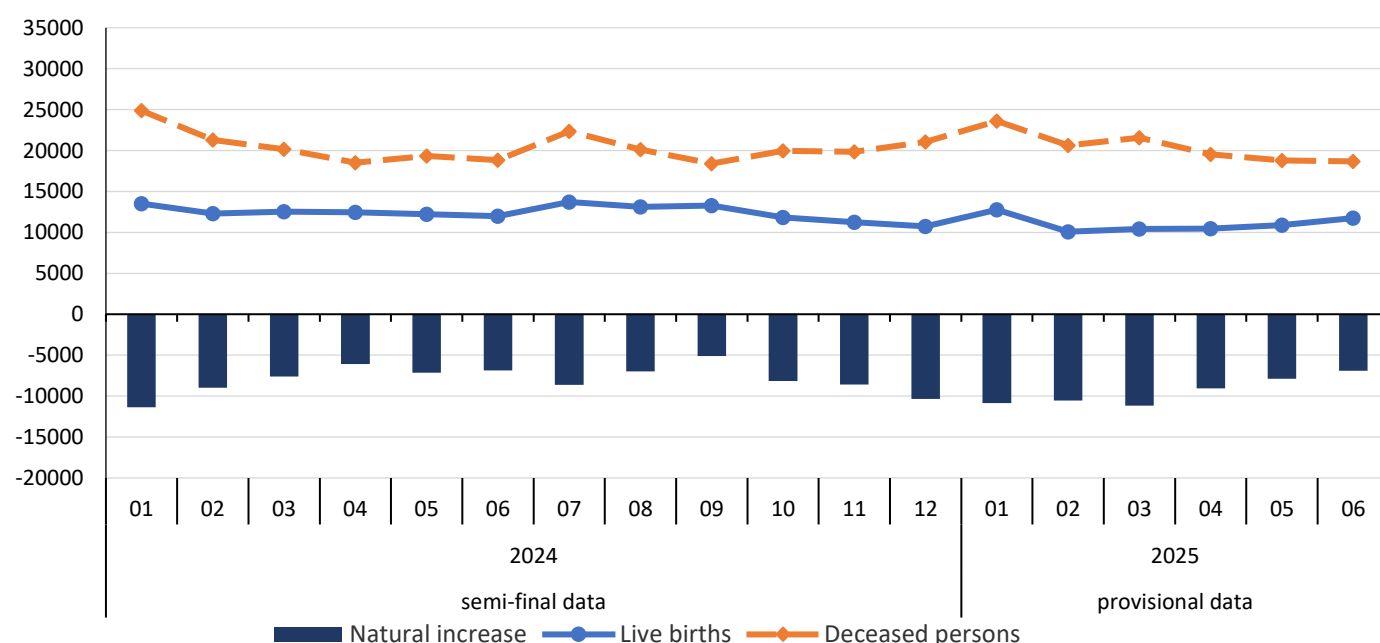
#### Birth rate, death rate and natural increase<sup>1</sup>

The **birth certificates** of 11758 children were recorded in June 2025, 877 more (+8.1%) than in May 2025.

The number of **death certificates** recorded in June 2025 was 18674 (9634 for males and 9040 for females), 107 deaths less than in May 2025, which amounted to a decrease of 0.6% (-1.9% males and +0.8% females). The number of **death certificates** recorded for **children under 1 year** in June 2025 was 54, a decrease of 17 deaths compared to May 2025.

The **natural increase** remained negative (-6916) in June 2025; the number of recorded deaths was 1.6 times higher than that of live births.

Fig. 1 Evolution of the number of live births and deceased persons and of the natural increase from January 2024 to June 2025

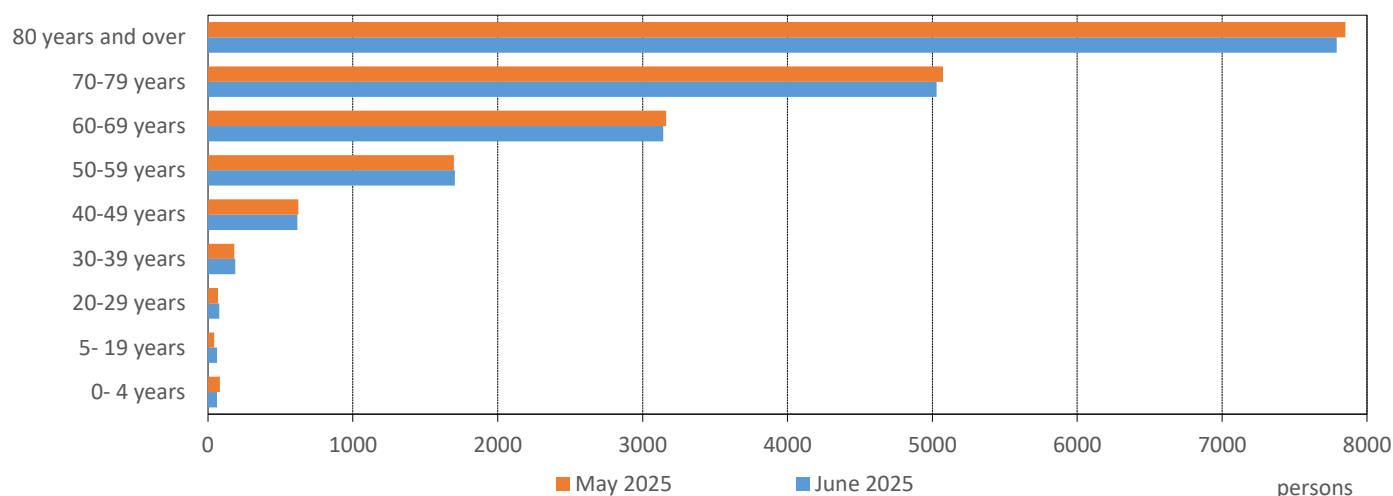


[The graph data in .xls format](#)

<sup>1</sup> The data for the months of 2024 are semi-final data and the data for the months of 2025 are provisional.

In June 2025, 41.7% (7792 deaths) of the total number of deaths were recorded for the age group of 80 years and over, 26.9% (5029 deaths) were recorded for persons aged 70-79 and 16.8% (3142 deaths) were for persons aged 60-69. By contrast, the fewest deaths were recorded for the age groups of 0-4 years (63 deaths), 5-19 years (63 deaths) and 20-29 years (78 deaths).

**Fig. 2 The number of deaths recorded in May 2025 and June 2025, by age group**



[The graph data in .xls format](#)

### Marriage rate and divorce rate<sup>1</sup>

9628 **marriages** were recorded at Register Offices in June 2025.

1172 **divorces**<sup>2</sup> were formally pronounced by final court decree and by agreement between the spouses (via administrative proceedings or by means of a notarial procedure) in June 2025.

### June 2025 compared to June 2024

#### Birth rate, death rate and natural increase<sup>1</sup>

The number of **birth certificates** for **live births** recorded in June 2025 was lower by 223 (-1.9%) than in the same month of 2024.

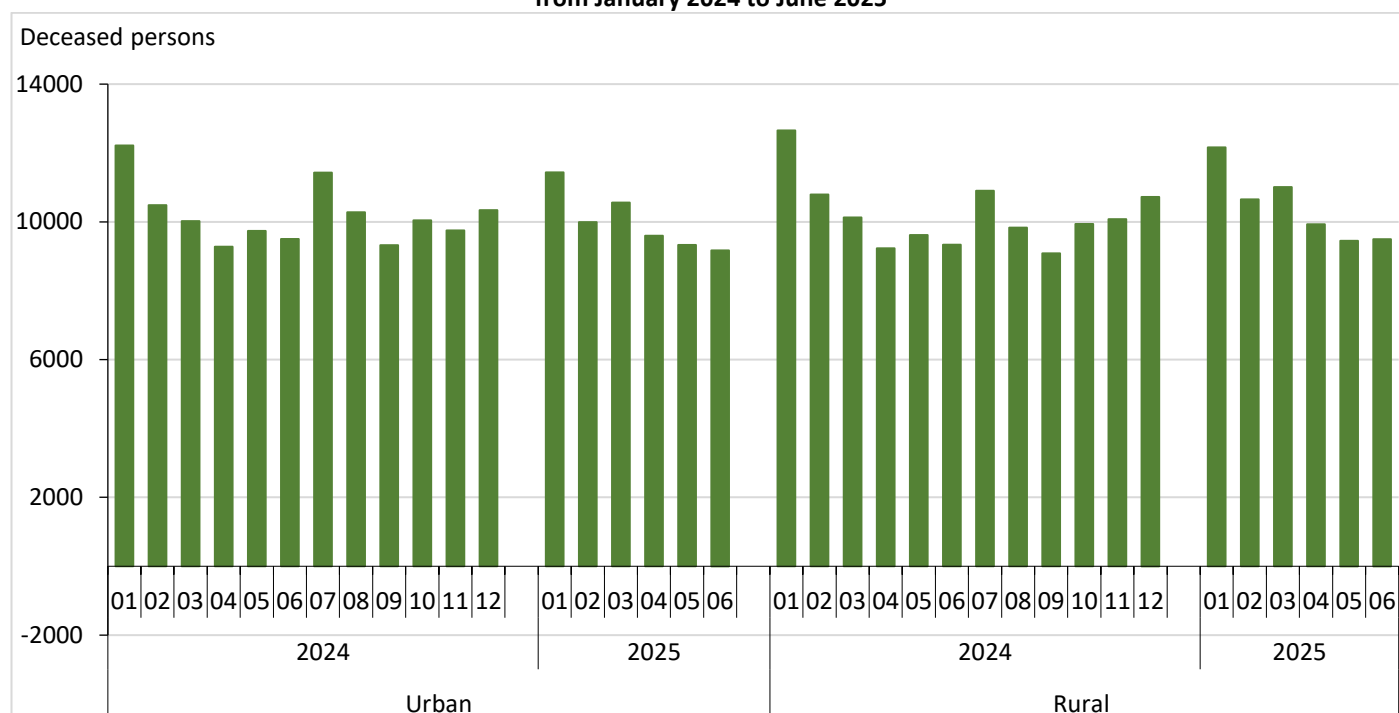
The number of **death certificates** recorded in June 2025 decreased by 166 (-0.9%) compared to June 2024, and the number of death certificates for **children under one year who died** was smaller by 31 in June 2025 than the one recorded in the same month of 2024.

The **natural increase** was negative both in June 2025 (-6916 persons) and in June 2024 (-6859 persons).

In June 2025, the deaths of 9175 persons (4662 males and 4513 females) were recorded in the urban area and 9499 deaths (4972 males and 4527 females) were recorded in the rural area. Compared to the same month of 2024, the number of recorded deaths decreased by -3.5% in the urban area (-6.0% for males and -0.6% for females) and increased by 1.7% in the rural area (+1.9% for males and +1.6% for females).

<sup>2</sup> The coverage is partial due to the unavailability of data in the Integrated Information System for the Issuance of Civil Status Records (SIIEASC).

**Fig. 3 Evolution of the number of deceased persons by area of residence  
from January 2024 to June 2025**



[The graph data in .xls format](#)

#### Additional information:

**Natural increase** represents the difference between the number of live births and the number of deceased persons during the reference period. The data for the months of 2025 are provisional, with the events being presented according to the date when they were recorded and not according to the date when the vital events occurred; due to this reason, the data related to the year 2025 will experience changes by including the belatedly recorded events (after the month of reference), by excluding the events recorded during the reference month but which occurred the previous month or before the previous month and by redistributing the events by month according to the date of occurrence. For an accurate interpretation of the indicators, please see the [Methodological explanations attached to the press release on the homepage](#). The next press release on vital statistics will be issued on 10 September 2025.

Press release archive: <https://insse.ro/cms/en/comunicate-de-presa-view>

**Directorate for European Affairs, International Cooperation and Communication**

E-mail: [biroupresa@insse.ro](mailto:biroupresa@insse.ro); telephone: +4021 3181869