

Domain: Vital statistics

Vital statistics in June 2023

- In June 2023, the number of recorded births and the number of recorded deaths decreased compared to both June 2022 and the previous month (May 2023).
- In June 2023, the number of recorded marriages and the number of recorded divorces decreased compared to June 2022 but increased compared to May 2023.

June 2023 compared to May 2023

Birth rate, death rate and natural increase¹

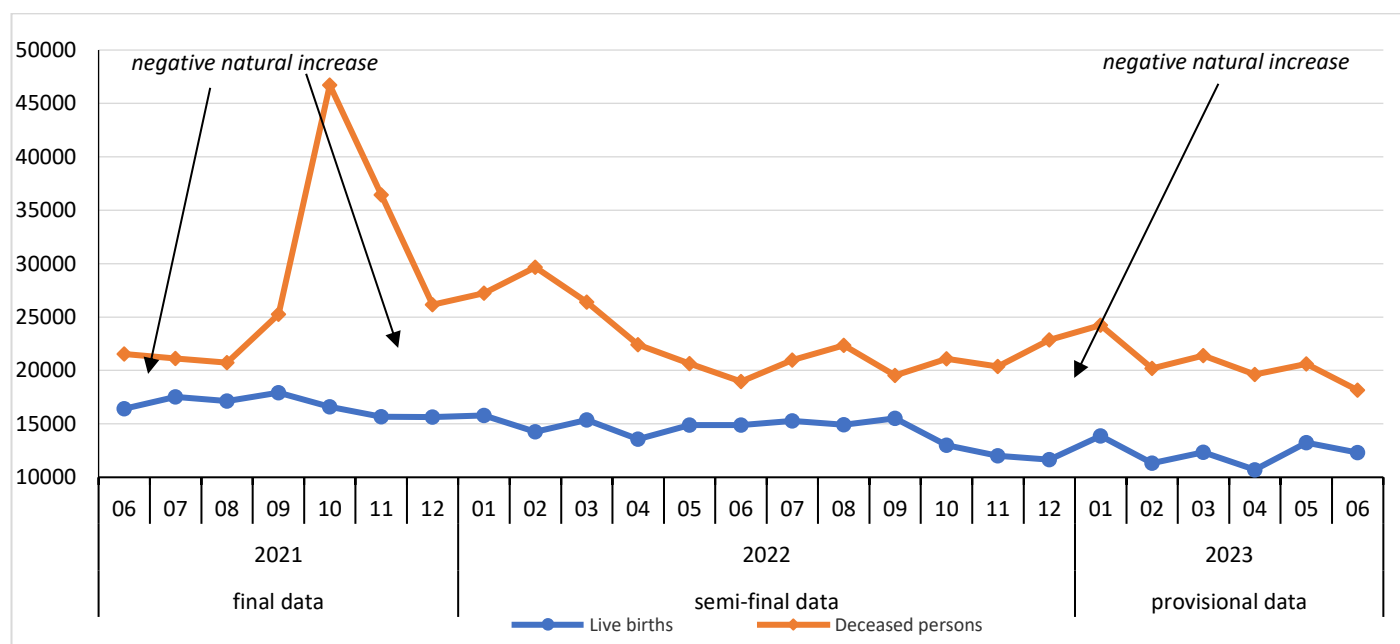
The **births** of 12320 children were recorded in June 2023, 922 less than in May 2023.

The number of **deaths** recorded in June 2023 was 18153 (9554 men and 8599 women), 2464 deaths (1261 men and 1203 women) less than in May 2023. The number of **deaths of children under 1 year** recorded in June 2023 was 70, a decrease of 17 deaths compared to May 2023.

The **natural increase** remained negative in June 2023 (-5833); the number of deaths was 1.5 times higher than that of live births.

The monthly evolution of the number of deaths and births during the June 2021- June 2023 period shows a significant increase in the number of deaths in October 2021, when, in the context of the COVID-19 pandemic, the highest number of deaths of the entire period was reported. A significant number of deaths was also reported in February 2022; a fluctuating evolution was recorded in the period that followed, without reaching the values of the previous months. At the same time, the number of births reached its highest values in the July-September period, both in 2021 and in 2022, while the number of deaths was significant and the natural increase remained negative. In the first five months of 2023, the birth and death figures had the same evolution; decreases in both vital events were reported in June 2023 compared to the previous month.

Fig. 1 Evolution of the number of live births and deceased persons from June 2021 to June 2023

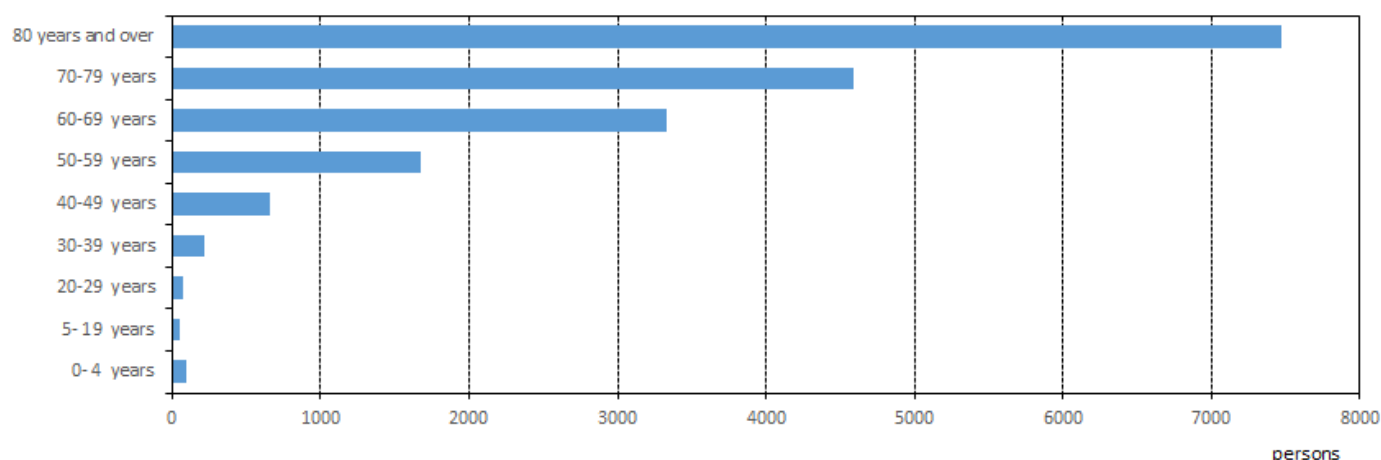


[The graph data in .xls format](#)

¹ The data for the months of 2022 are semi-final data, and the data for the months of 2023 are provisional.

In June 2023, 41.1% (7466 deaths) of the total number of deaths were recorded for the age group of 80 years and over, 25.3% (4593 deaths) were recorded for persons aged 70-79 and 18.4% (3334 deaths) were for persons aged 60-69. By contrast, the fewest deaths were recorded for the age groups of 0-4 years (94 deaths), 5-19 years (54 deaths) and 20-29 years (72 deaths).

Fig. 2 Deaths recorded in June 2023, by age group



[The graph data in .xls format](#)

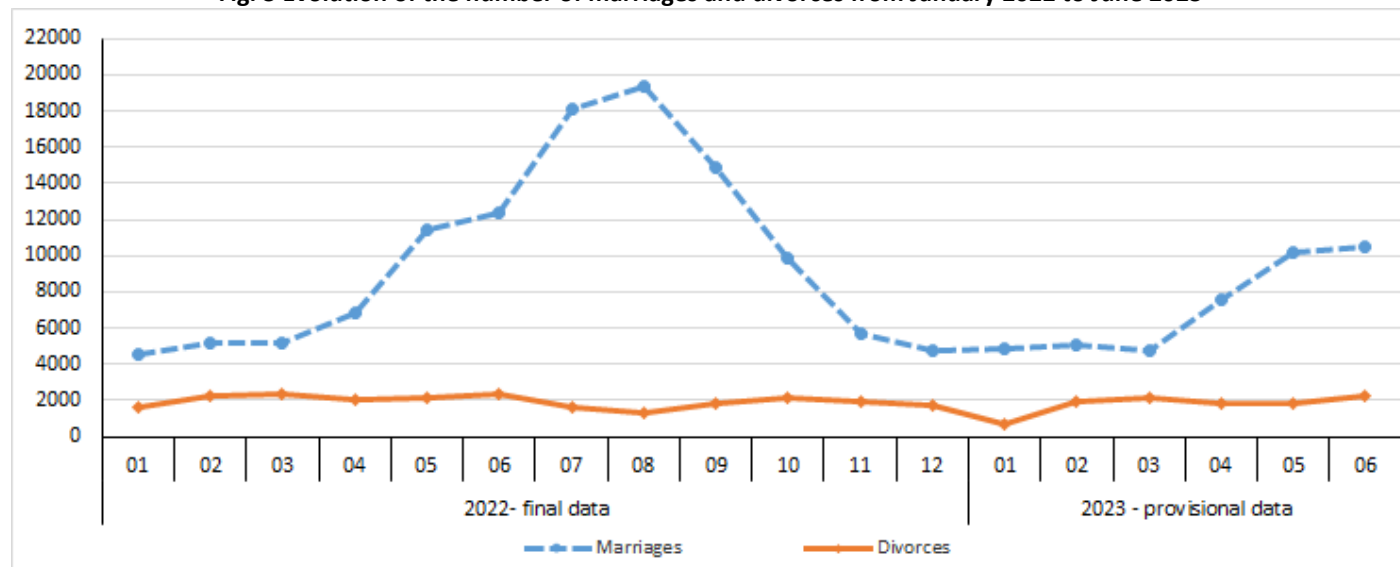
If we consider the main causes of death, in June 2023 the greatest number of persons died of diseases of the circulatory system (9711 persons, accounting for 53.5%), neoplasms (3734 persons, accounting for 20.6%) and diseases of the respiratory system (1408 persons, accounting for 7.8%).

Marriage rate and divorce rate¹

10470 **marriages** were recorded at Register Offices in June 2023, 285 more than in May 2023.

2278 **divorces** were formally pronounced by final court decree and in accordance with Law No 202/2010 in June 2023, 418 more than in May 2023.

Fig. 3 Evolution of the number of marriages and divorces from January 2022 to June 2023



[The graph data in .xls format](#)

June 2023 compared to June 2022

Birth rate, death rate and natural increase¹

The number of **live births** recorded in June 2023 was smaller by 2581 than in the same month of 2022.

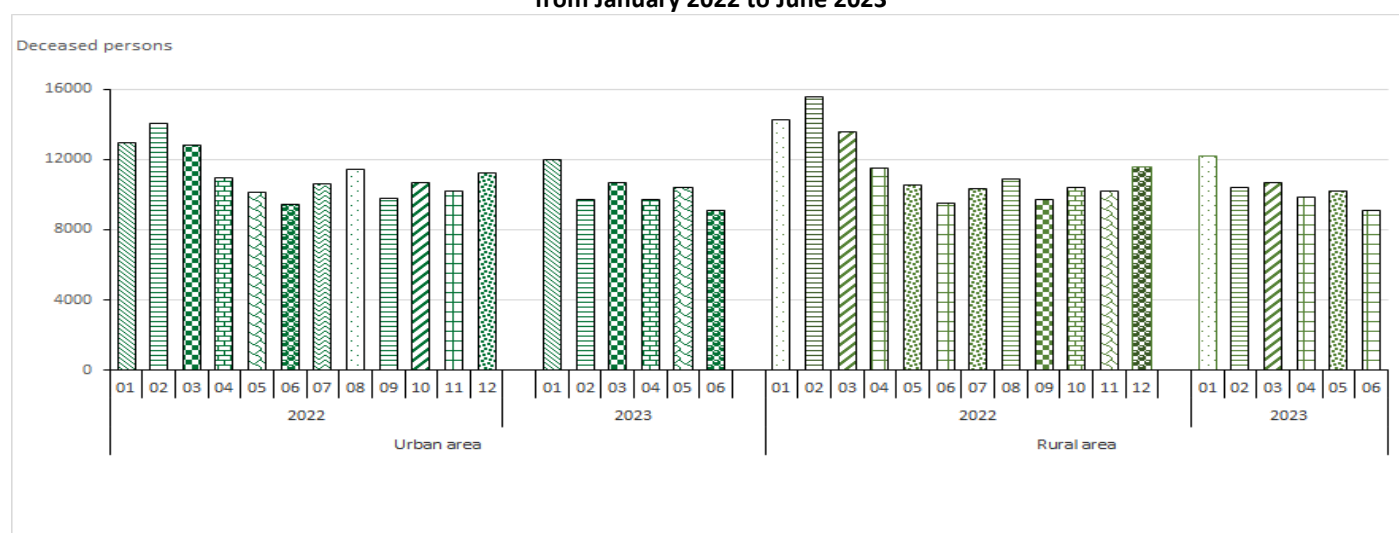
The **natural increase** was negative both in June 2023 (-5833 persons) and in June 2022 (-4073 persons).

The number of persons who **died** in June 2023 was smaller by 821 than in June 2022. Based on the three main causes of death, 491 less deaths due to diseases of the circulatory system were recorded in June 2023 than in June 2022, the number of deaths due to neoplasms was smaller by 8, and 54 less deaths due to diseases of the respiratory system were reported.

The number of **children under 1 year who died** was smaller by 21 in June 2023 than the one recorded in June 2022.

In June 2023, the deaths of 9074 persons (4776 men and 4298 women) were recorded in the urban area and 9079 deaths (4778 men and 4301 women) were recorded in the rural area. Compared to the same month of 2022, the number of persons who died decreased by 360 persons (218 men and 142 women) in the urban area and by 461 persons (194 men and 267 women) in the rural area.

Fig. 4 Evolution of the number of deceased persons by area of residence from January 2022 to June 2023



[The graph data in .xls format](#)

Marriage rate and divorce rate²

The number of **marriages** decreased by 1925 in June 2023 compared to the number recorded in the same month of the previous year.

68 less **divorces** than in June 2022 were formally pronounced by final court decree and in accordance with Law No 202/2010 in June 2023.

Additional information:

Natural increase represents the difference between the number of live births and the number of deceased persons during the reference period. The data for the months of 2023 are provisional, with the events being presented according to the date when they were recorded and not according to the date when the vital events occurred; due to this reason, the data related to the year 2023 will experience changes by including the belatedly recorded events (after the month of reference), by excluding the events recorded during the reference month but which occurred the previous month or before the previous month and by redistributing the events by month according to the date of occurrence. For an accurate interpretation of the indicators, please see the [Methodological explanations attached to the press release on the homepage](#). The next press release on vital statistics will be issued on 11 September 2023.

Press release archive: <https://insse.ro/cms/en/comunicate-de-presa-view>

Communication Directorate E-mail: biroupresa@insse.ro; telephone: +4021 3181869

² The data for the months of 2022 are final data, and the data for the months of 2023 are provisional.