

Domain: Vital statistics

Vital statistics in June 2021, in the framework of the health crisis

- In June 2021, the number of recorded births decreased compared to June 2020 but increased compared to the previous month (May 2021).
- The number of deaths increased in June 2021 compared to the same month of the previous year but decreased compared to May 2021.
- In June 2021, the number of recorded marriages was 2.1 times higher than in June 2020 and 1.2 times greater than in May 2021.
- The number of recorded divorces dropped compared to June 2020 but rose compared to May 2021.

June 2021 compared to May 2021

Birth rate, death rate and natural increase¹

The **births** of 14877 children were recorded in June 2021, 1353 more than in May 2021.

The number of **deaths** recorded in June 2021 was 21337 (11157 men and 10180 women), 3190 deaths (1707 men and 1483 women) less than in May 2021. The number of **deaths of children under 1 year** recorded in June 2021 was 75, 15 deaths more than in May 2021.

The comparison with the previous month is influenced by the fact that the statistical recordings of vital events experience a time gap from month to month, due to the fact that there are vital events which occur in the last 4-5 days of the current month and which are mainly recorded in the following month. It should also be noted that the death rate has a seasonal evolution, with higher values in the winter months, while the lowest values belong to the months of July, August and September.

Table 1 Deaths recorded in the reference month, by date of recording and by date of occurrence

- persons -

Reference month of 2021	Recorded deaths ¹⁾	Of which: deaths that occurred ²⁾ :		
		in the reference month	in the month preceding the reference month	two months or more before the reference month
A	1	2	3	4
January	28390	27099	1050	241
February	23720	21722	1998	-
March	29899	27821	1935	143
April	29518	27992	1360	166
May	24527	22954	1392	181
June	21337	19960	1012	365

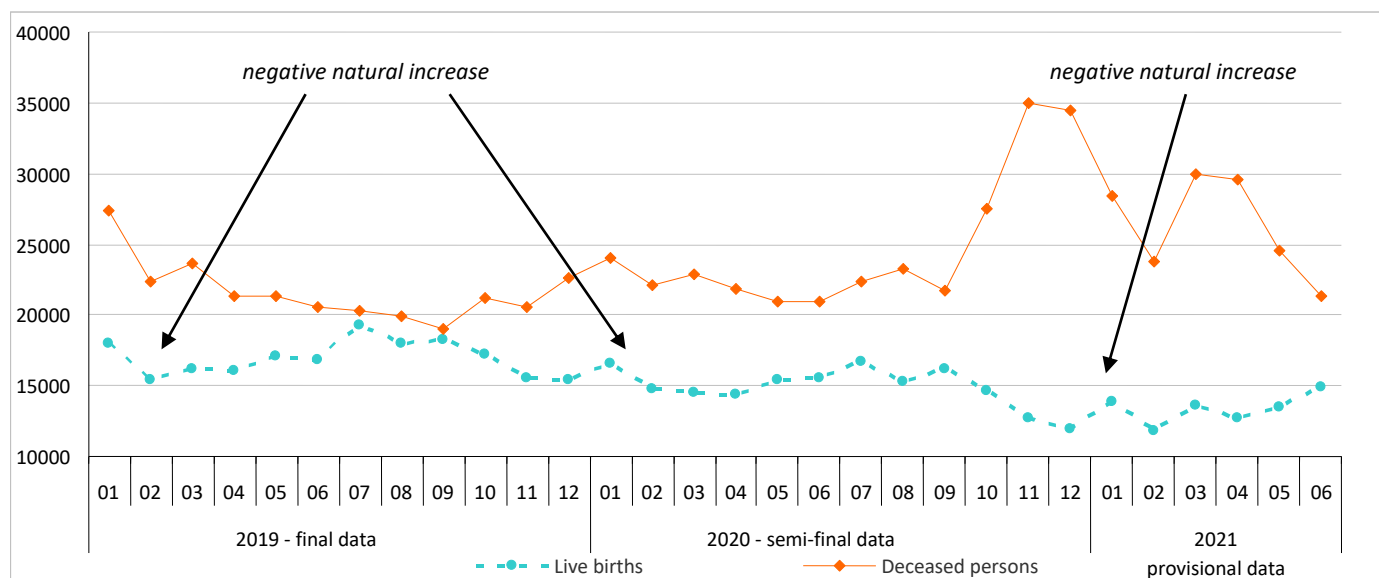
¹⁾ Provisional data broken down by month according to the date when the vital event was recorded

²⁾ Provisional data broken down by month according to the date when the vital event occurred

¹ The data for the months of 2020 are semi-final, and the data for the months of 2021 are provisional.

As shown by the data series in the graph below, the number of deaths in 2020 increased significantly in October, November and December compared to the same months of 2019, and in January and February 2021 there was a downward trend in the number of deaths compared to the last months of 2020, with their number still being greater than the one recorded in the same months of the previous year. In the context of the COVID-19 pandemic, in March 2021, the third highest increase in the number of deaths was reported, after the increases in November and December 2020. Since April 2021 a downward trend in the number of deaths has been recorded, which has also continued in June 2021, with values that were, however, still higher than the ones in the same months of the previous year.

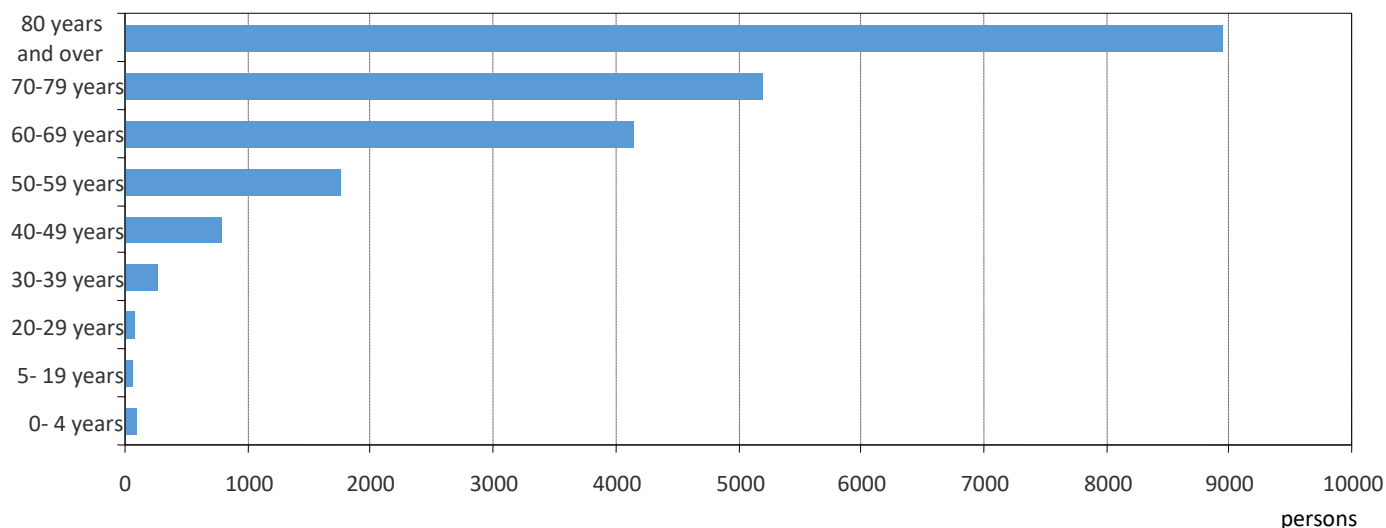
Fig. 1 Evolution of the number of live births and deceased persons from January 2019 to June 2021



[The graph data in .xls format](#)

In June 2021, two thirds of the total number of deaths were recorded for the persons aged at least 70 (8948 deaths, accounting for 41.9% of the total, were recorded for the age group of 80 years and over; 5201 deaths, accounting for 24.4%, were for persons aged 70-79) and 4144 deaths (19.4%) were for persons aged 60-69. Naturally, by contrast, the fewest deaths were recorded for the age groups of 5-19 years (66 deaths), 20-29 years (83 deaths) and 0-4 years (94 deaths).

Fig. 2 Deaths recorded in June 2021, by age group



[The graph data in .xls format](#)

If we consider the main causes of death, in June 2021 the greatest number of persons died of diseases of the circulatory system (12161 persons, accounting for 57.0% of the deaths recorded in June 2021) and neoplasms (3760 persons, accounting for 17.6%). After 7 months in which the diseases of the respiratory system were the second cause of death, since May 2021 they have been the third cause of death (1745 persons, accounting for 8.2% of the total number of deaths recorded in June 2021).

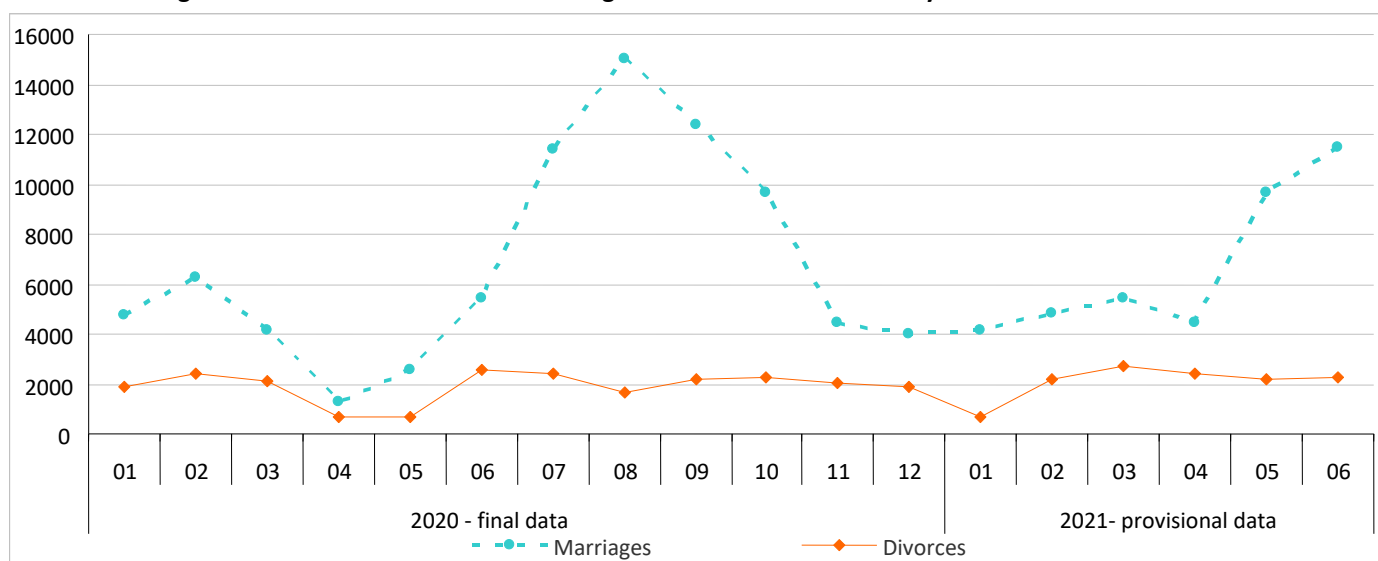
The **natural increase** remained negative in June 2021 (-6460); the number of deaths was 1.4 times higher than that of live births.

Marriage rate and divorce rate¹

11505 **marriages** were recorded at Register Offices in June 2021, 1853 more than in May 2021.

2250 **divorces** were formally pronounced by final court decree and in accordance with Law No 202/2010 in June 2021, 74 more than in May 2021.

Fig. 3 Evolution of the number of marriages and divorces from January 2020 to June 2021



[The graph data in .xls format](#)

June 2021 compared to June 2020

Birth rate, death rate and natural increase¹

The number of **live births** recorded in June 2021 was smaller by 639 compared to the same month of 2020.

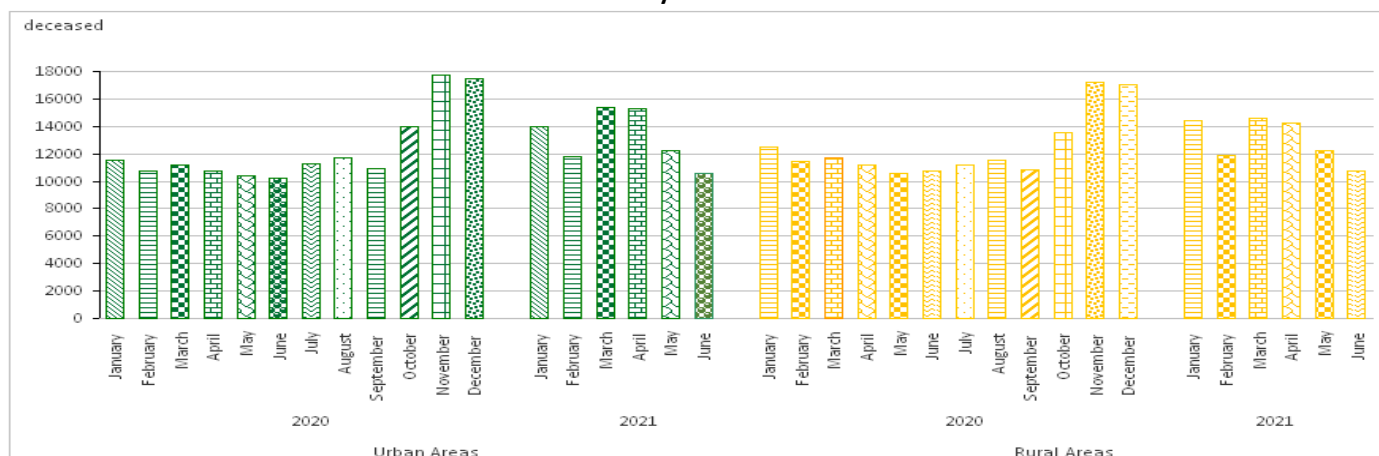
The **natural increase** was negative both in June 2021 (-6460 persons) and in June 2020 (-5487 persons).

The number of persons who **died** in June 2021 was greater by 334 than in June 2020. Based on the three main causes of death, 446 more deaths due to diseases of the circulatory system were recorded in June 2021 than in June 2020, the number of deaths due to diseases of the respiratory system was higher by 120, and 356 less deaths due to neoplasms were reported.

The number of **children under 1 year who died** was smaller by 8 in June 2021 than the one recorded in June 2020.

In June 2021, the deaths of 10567 persons (5527 men and 5040 women) were recorded in the urban area and 10770 deaths (5630 men and 5140 women) were recorded in the rural area. Compared to the same month of 2020, the number of persons who died increased by 308 persons (128 men and 180 women) in the urban area and by 26 persons (142 less men but 168 more women) in the rural area.

Fig. 4 Evolution of the number of deceased persons by area of residence from January 2020 to June 2021



[The graph data in .xls format](#)

Marriage rate and divorce rate²

The number of **marriages** increased by 6034 in June 2021 compared to the number recorded in the same month of the previous year.

285 less **divorces** than in June 2020 were formally pronounced by final court decree and in accordance with Law No 202/2010 in June 2021.

The effects of the health crisis on the vital events are visible, particularly in the case of deaths, which since June 2020 have experienced an upward trend compared to the same months of the previous year, and in the case of marriages, which since March 2020 have recorded drops in the number of events compared to the same months of the previous year, for 12 months in a row, with March 2021 being the first month when the number of marriages increased compared to the same month of 2020. In the case of divorces, in March 2021, the highest number of divorces of the January 2020-June 2021 period was reported, and, since January 2020, the number of births has been smaller in each month than in the same month of the year before.

For a complete characterisation of the vital events recorded in March 2020-June 2021, in the framework of the COVID-19 pandemic, one needs to take into account that the provisions of the military ordinances introduced certain limitations as far as the organisation of events with more than 3 persons attending is concerned, limited the travels outside the dwelling and outside the locality, suspended the activities in closed spaces, made the Union of Notaries Public extend the deadlines for the pending divorce files until after the state of emergency ends. The provisions of the Government Decisions for the period covered by the state of alert imposed certain limitations with regard to the number of people than can get together in public places, as well as measures stating that only the organisation of events with a very small number of participants is allowed, and, recently, a lockdown of certain localities was imposed and, once again, some activities that are carried out in closed spaces were suspended. The data need to be interpreted in correlation with the information from administrative sources, especially the information published by the Ministry of Health, through the National Institute of Public Health.

Additional information:

Natural increase represents the difference between the number of live births and the number of deceased persons during the reference period. The data for the months of the year 2021 are provisional, with the events being presented according to the date when they were recorded and not according to the date when the vital events occurred; due to this reason, the data related to the year 2021 will experience changes by including the belatedly recorded events (after the month of reference), by excluding the events recorded during the reference month but which occurred the previous month or before the previous month and by redistributing the events by month according to the date of occurrence. For an accurate interpretation of the indicators, please see the [Methodological explanations attached to the press release on the homepage](#). The next press release on vital statistics will be issued on 10 September 2021.

Press release archive: <https://insse.ro/cms/en/content/archive-press-releases>

Communication Directorate

E-mail: birou presa@insse.ro; telephone: +4021 3181869

² The data for the months of 2020 are final, and the data for the months of 2021 are provisional.