

Domain: Vital statistics

Vital statistics in June 2020 in the framework of the health crisis

- In June 2020, the number of recorded births decreased compared to June 2019 but increased compared to the one recorded the previous month (May 2020).
- Compared to a year before (compared to June 2019), the number of deaths rose and the number of deaths of children under 1 year recorded in June 2020 dropped.
- In June 2020, marriages were the equivalent of slightly more than one third of the number recorded during the same month of 2019.

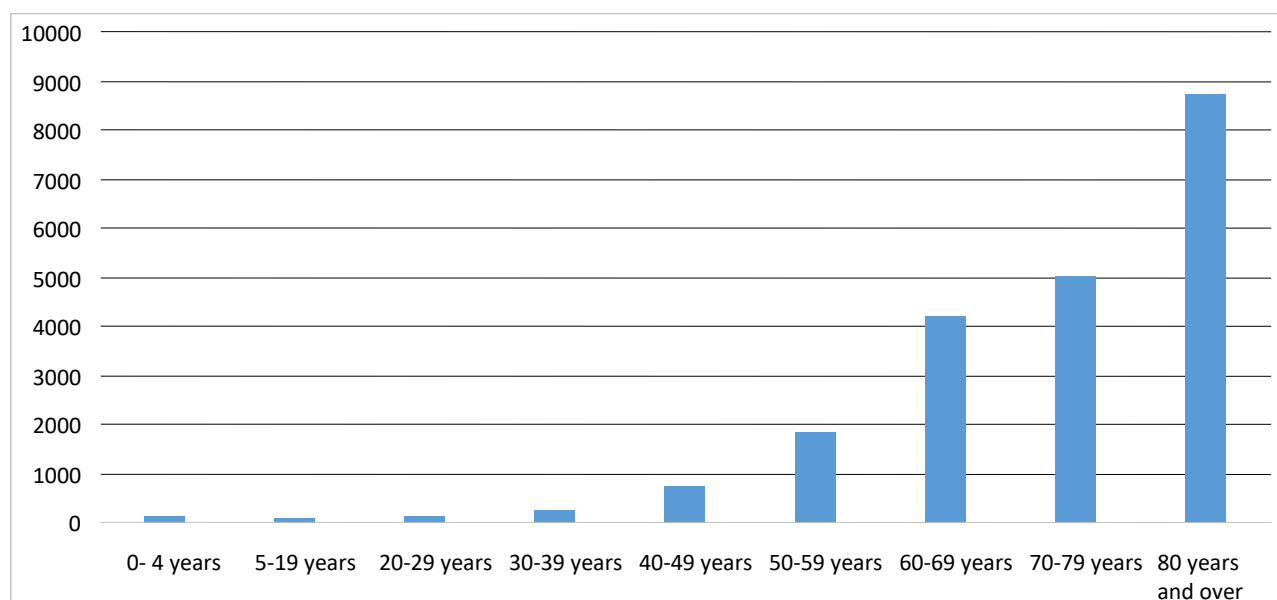
June 2020 compared to May 2020

Birth rate, death rate and natural increase¹

The **births** of 14786 children were recorded in June 2020, 1913 more than in May 2020.

The number of **deaths** recorded in June 2020 was 21073, 824 deaths more than in May 2020, and the number of **deaths of children under 1 year** recorded in June 2020 was 83, an increase of 6 deaths of children under 1 year compared to May 2020.

Deaths recorded in June 2020, by age group



[The graph data in .xls format](#)

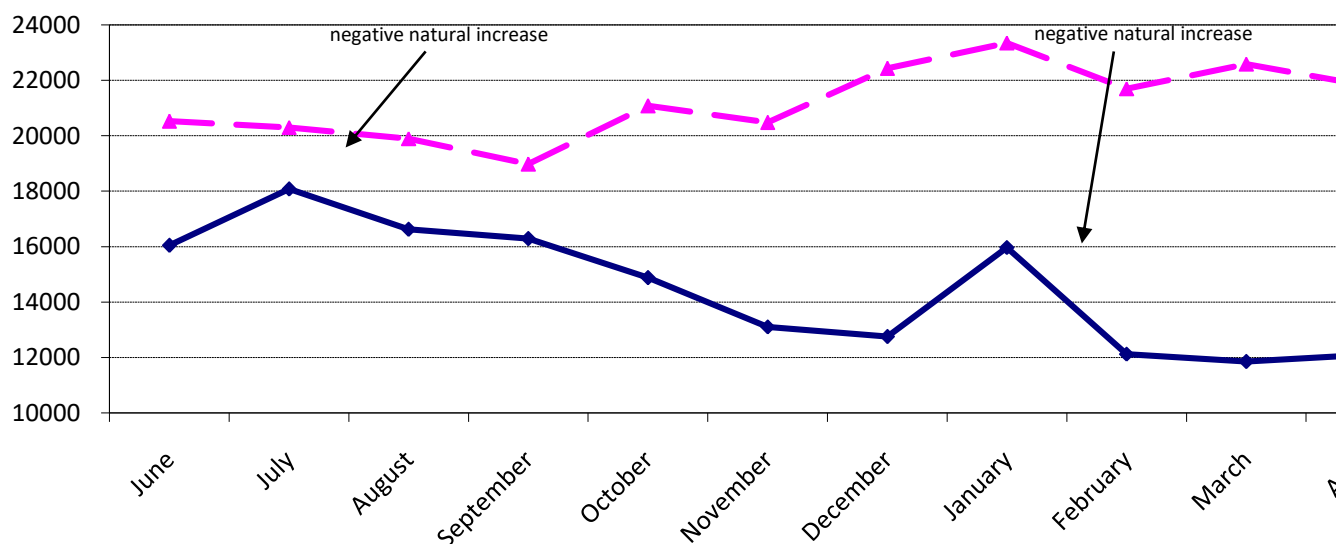
In June 2020, nearly two thirds of the total number of deaths were recorded for the persons aged at least 70 (8718 deaths, accounting for 41.4% of the total, were recorded for the age groups of 80 years and over; 5014 deaths, accounting for 23.8%, were for persons aged 70-79) and 4217 deaths (20.0%) were for

¹ The data for the months of 2019 are semi-final, and the data for the months of 2020 are provisional.

persons aged 60-69. Naturally, by contrast, the fewest deaths were recorded for the age groups of 5-19 years (70 deaths), 20-29 years and 0-4 years (each group with 103 deaths).

The **natural increase** remained negative in June 2020, with an excess of deaths of 6287 over live births.

Evolution of the number of live births and deceased persons
from June 2019 to June 2020



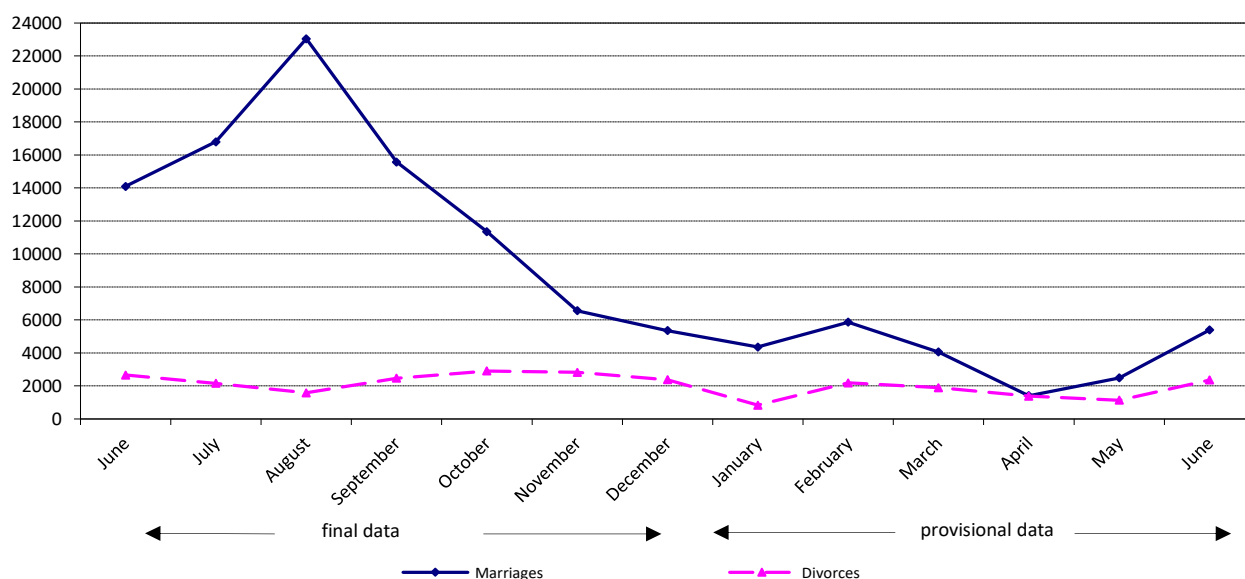
[The graph data in .xls format](#)

Marriage rate and divorce rate²

5389 **marriages** were recorded at Register Offices in June 2020, 2901 more than in May 2020.

2355 **divorces** were formally pronounced by final court decree and in accordance with Law No 202/2010 in June 2020, 1218 more than in May 2020.

Evolution of the number of marriages and divorces
from June 2019 to June 2020



[The graph data in .xls format](#)

² The data for the months of 2019 are final, and the data for the months of 2020 are provisional.

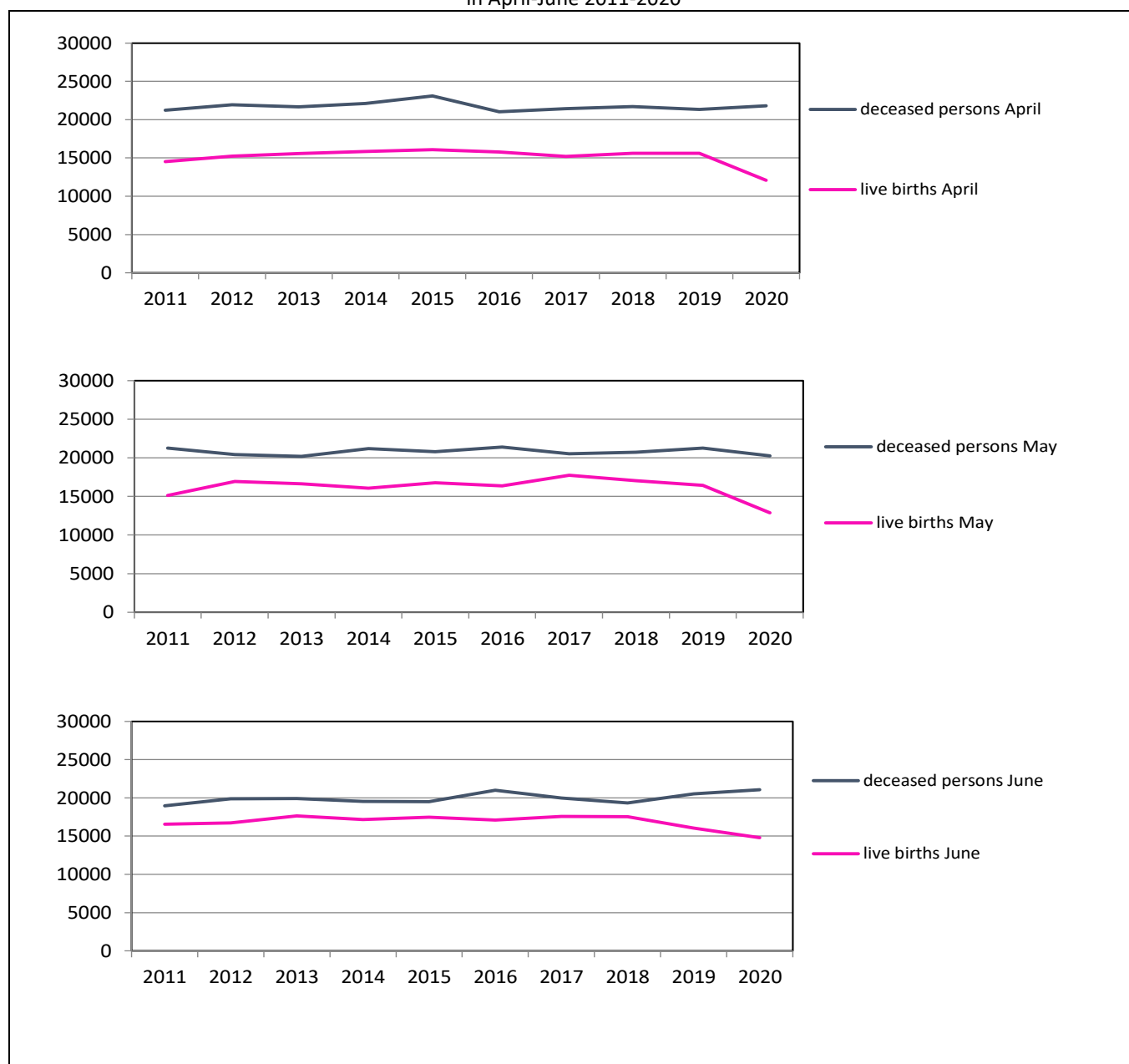
June 2020 compared to June 2019¹

Birth rate, death rate and natural increase

The number of **live births** recorded in June 2020 was smaller by 1263 compared to the same month of 2019.

The number of persons who **died** in June 2020 was higher by 544 than in June 2019.

Evolution of the number of live births and deceased persons
in April-June 2011-2020



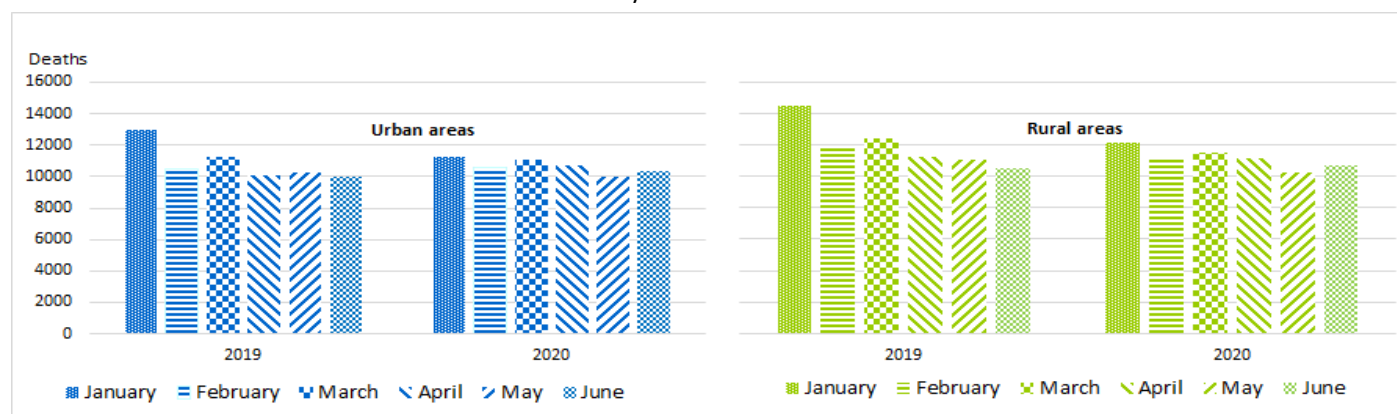
[The graph data in .xls format](#)

The negative **natural increase** was more pronounced in June 2020 than the one in June 2019 (-6287 persons in June 2020, compared to -4480 persons in June 2019).

The number of **children under 1 year who died** was smaller by 23 in June 2020 than the one recorded in June 2019.

¹ The data for the months of 2019 are semi-final, and the data for the months of 2020 are provisional.

Evolution of the number of deceased persons by area of residence
in January-June of 2019 and 2020



[The graph data in .xls format](#)

In June 2020, the deaths of 10356 persons were recorded in the urban area, and 10717 deaths were recorded in the rural area. Compared to the same month of 2019, the number of persons who died increased by 353 in the urban area and by 191 in the rural area.

Marriage rate and divorce rate²

The number of **marriages** decreased by 8702 in June 2020 compared to the number recorded in the same month of the previous year.

302 less **divorces** than in June 2019 were formally pronounced by final court decree and in accordance with Law No 202/2010 in June 2020.

The number of births decreased compared to the same period of the previous year, both in March and in April, as well as in May and in June. The effects of the health crisis on the vital events are visible, as far as deaths are concerned, particularly in April and June 2020, when rises were recorded compared to April and June 2019. The marriage rate was the most affected vital event.

For a complete characterisation of the vital events recorded in March-June 2020, in the framework of the COVID-19 pandemic, one needs to take into account that the provisions of the military ordinances introduced certain limitations as far as the organisation of events with more than 3 persons attending is concerned, limited the travels outside the dwelling and outside the locality, suspended the activities in closed spaces, made the Union of Notaries Public extend the deadlines for the pending divorce files until after the state of emergency ends. The provisions of the Government Decisions for the period covered by the state of alert imposed certain limitations with regard to the number of people than can get together in public places, as well as measures stating that only the organisation of events with a very small number of participants is allowed. The data need to be interpreted in correlation with the information from administrative sources, especially the information published by the Ministry of Health, through the National Institute of Public Health.

Additional information:

Natural increase represents the difference between the number of live births and the number of deceased persons during the reference period.

The data for the months of the year 2020 are provisional, with the events being presented according to the date when they were recorded and not according to the date when the vital events occurred; due to this reason, the data related to the year 2020 will experience changes by including the belatedly recorded events (after the month of reference), by excluding the events recorded during the reference month but which occurred the previous month or before the previous month and by redistributing the events by month according to the date of occurrence. For an accurate interpretation of the indicators, please see the [Methodological explanations attached to the press release on the homepage](#). The next press release on vital statistics will be issued on 10 September 2020.

Press release archive: <https://insse.ro/cms/en/comunicate-de-presa-view>

Communication Directorate

E-mail: birouipresa@insse.ro; telephone: +4021 3181869

² The data for the months of 2019 are final, and the data for the months of 2020 are provisional.