

Domain: Vital statistics

Vital statistics in May 2025

- In May 2025, the number of recorded births decreased compared to May 2024 but increased compared to the previous month (April 2025), and the number of recorded deaths fell compared to both May 2024 and the previous month (April 2025).
- The natural increase remained negative in May 2025.

May 2025 compared to April 2025

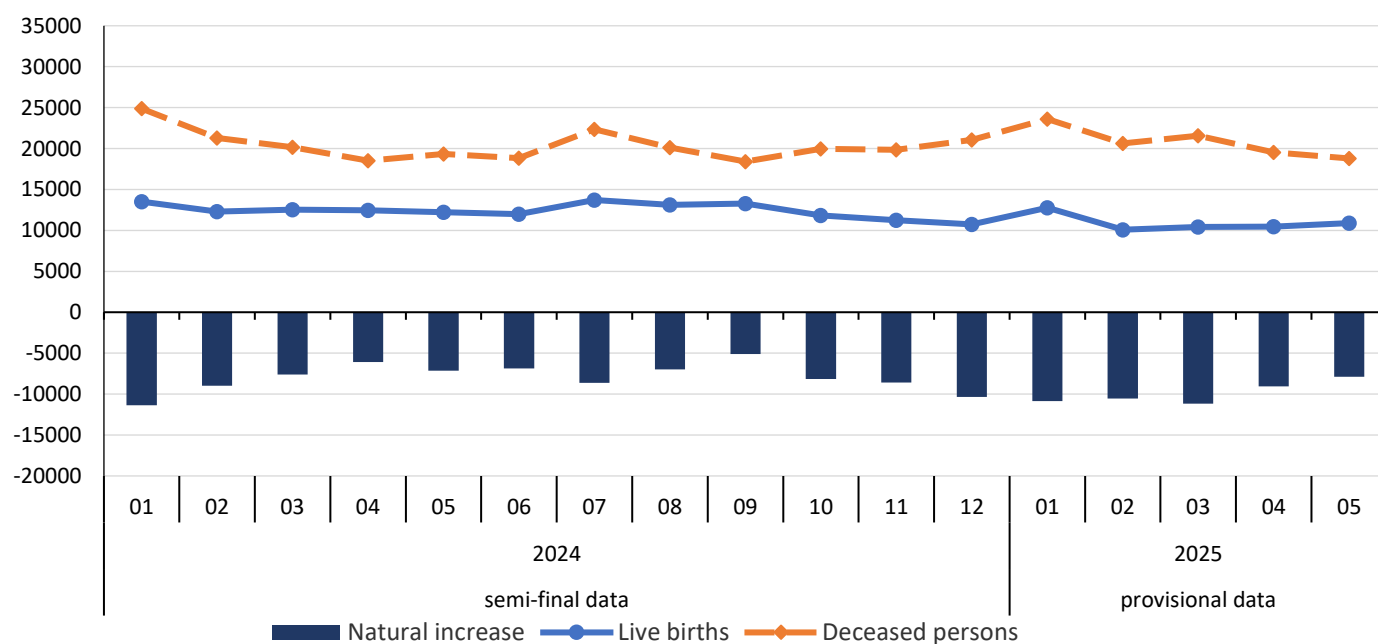
Birth rate, death rate and natural increase¹

The **birth certificates** of 10881 children were recorded in May 2025, 419 more (+4.0%) than in April 2025.

The number of **death certificates** recorded in May 2025 was 18781 (9816 for males and 8965 for females), 746 deaths less than in April 2025, which amounted to a decrease of 3.8% (-2.8% males and -4.9% females). The number of **death certificates** recorded for **children under 1 year** in May 2025 was 71, an increase of 10 deaths compared to April 2025.

The **natural increase** remained negative (-7900) in May 2025; the number of recorded deaths was 1.7 times higher than that of live births.

Fig. 1 Evolution of the number of live births and deceased persons and of the natural increase from January 2024 to May 2025

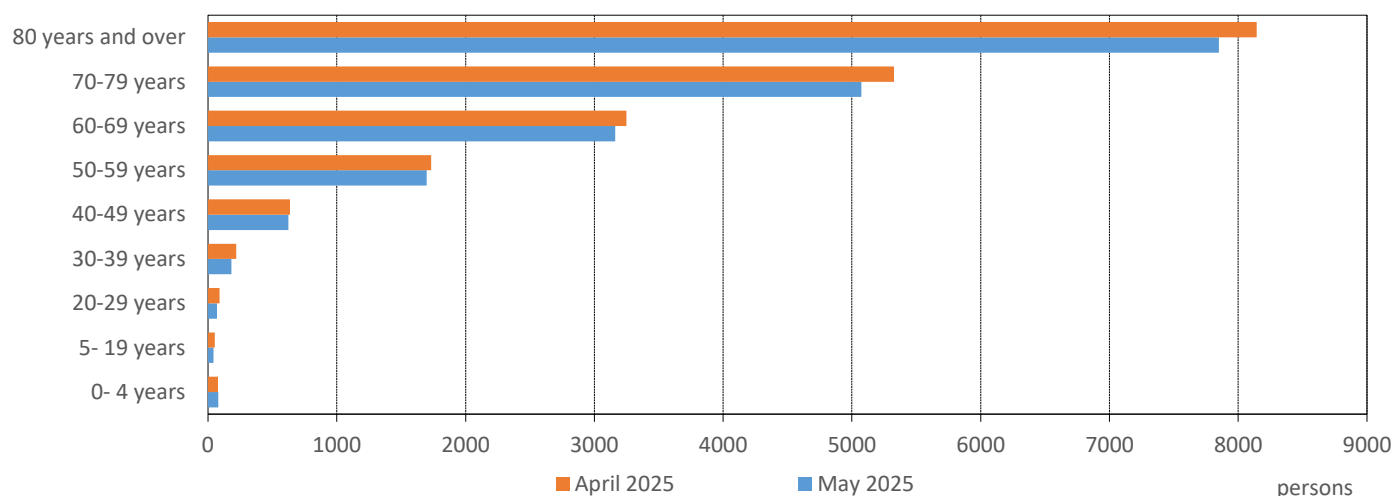


[The graph data in .xls format](#)

¹ The data for the months of 2024 are semi-final data and the data for the months of 2025 are provisional.

In May 2025, 41.8% (7851 deaths) of the total number of deaths were recorded for the age group of 80 years and over, 27.0% (5073 deaths) were recorded for persons aged 70-79 and 16.8% (3161 deaths) were for persons aged 60-69. By contrast, the fewest deaths were recorded for the age groups of 0-4 years (81 deaths), 5-19 years (43 deaths) and 20-29 years (69 deaths).

Fig. 2 The number of deaths recorded in April 2025 and May 2025, by age group



[The graph data in .xls format](#)

Marriage rate and divorce rate¹

10285 **marriages** were recorded at Register Offices in May 2025.

1426 **divorces**² were formally pronounced by final court decree and by agreement between the spouses (via administrative proceedings or by means of a notarial procedure) in May 2025.

May 2025 compared to May 2024

Birth rate, death rate and natural increase¹

The number of **birth certificates** for **live births** recorded in May 2025 was lower by 1336 (-10.9%) than in the same month of 2024.

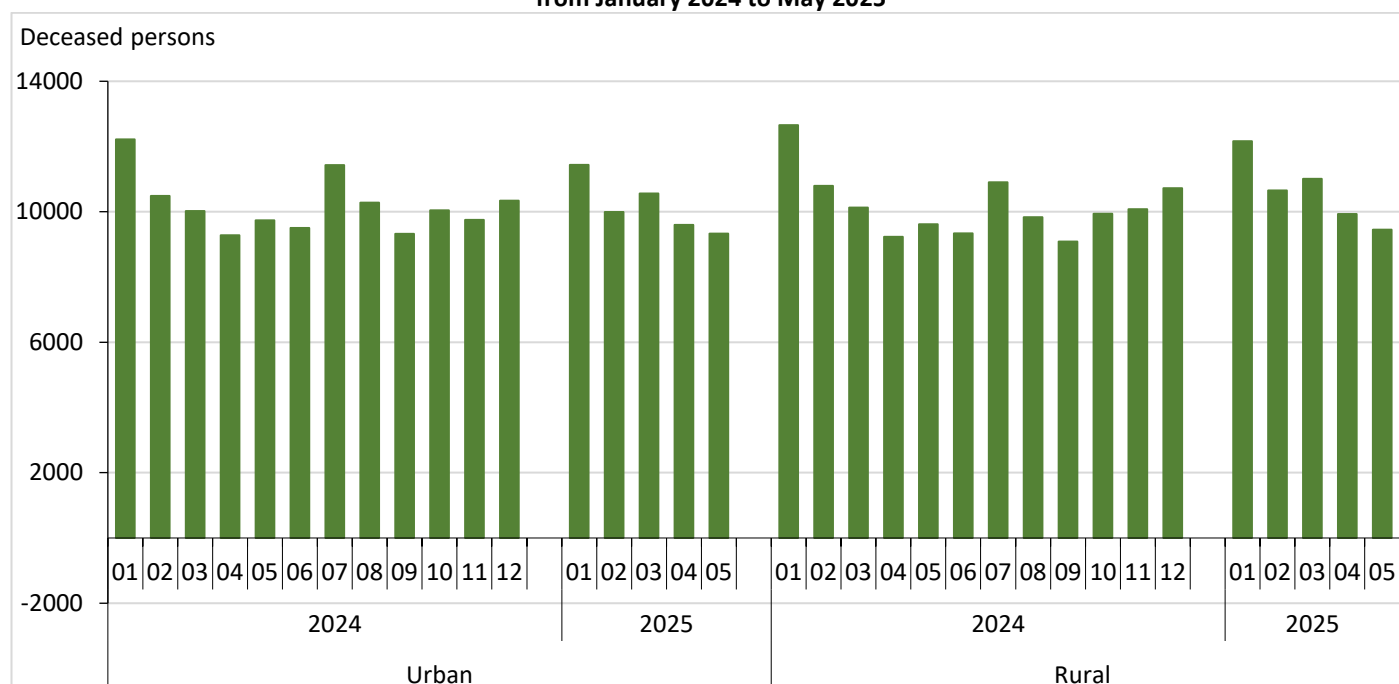
The number of **death certificates** recorded in May 2025 decreased by 573 (-3.0%) compared to May 2024, and the number of death certificates for **children under one year who died** was smaller by 7 in May 2025 than the one recorded in the same month of 2024.

The **natural increase** was negative both in May 2025 (-7900 persons) and in May 2024 (-7137 persons).

In May 2025, the deaths of 9330 persons (4875 males and 4455 females) were recorded in the urban area and 9451 deaths (4941 males and 4510 females) were recorded in the rural area. Compared to the same month of 2024, the number of recorded deaths decreased by 4.2% in the urban area (-1.9% for males and -6.5% for females) and fell by 1.7% in the rural area (-4.0% for males and +0.9% for females).

² The coverage is partial due to the unavailability of data in the Integrated Information System for the Issuance of Civil Status Records (SIIIEASC).

**Fig. 3 Evolution of the number of deceased persons by area of residence
from January 2024 to May 2025**



[The graph data in .xls format](#)

Additional information:

Natural increase represents the difference between the number of live births and the number of deceased persons during the reference period. The data for the months of 2025 are provisional, with the events being presented according to the date when they were recorded and not according to the date when the vital events occurred; due to this reason, the data related to the year 2025 will experience changes by including the belatedly recorded events (after the month of reference), by excluding the events recorded during the reference month but which occurred the previous month or before the previous month and by redistributing the events by month according to the date of occurrence. For an accurate interpretation of the indicators, please see the [Methodological explanations attached to the press release on the homepage](#). The next press release on vital statistics will be issued on 11 August 2025.

Press release archive: <https://insse.ro/cms/en/comunicate-de-presa-view>

Directorate for European Affairs, International Cooperation and Communication

E-mail: biroupresa@insse.ro; telephone: +4021 3181869