

Domain: Vital statistics

## Vital statistics in May 2024

- In May 2024, the number of recorded births decreased compared to both May 2023 and the previous month.
- The number of deaths recorded in May 2024 decreased compared to May 2023 but increased compared to the previous month.
- In May 2024, the number of recorded marriages dropped compared to May 2023 but rose compared to April 2024, and the number of recorded divorces fell compared to both May 2023 and April 2024.

### May 2024 compared to April 2024

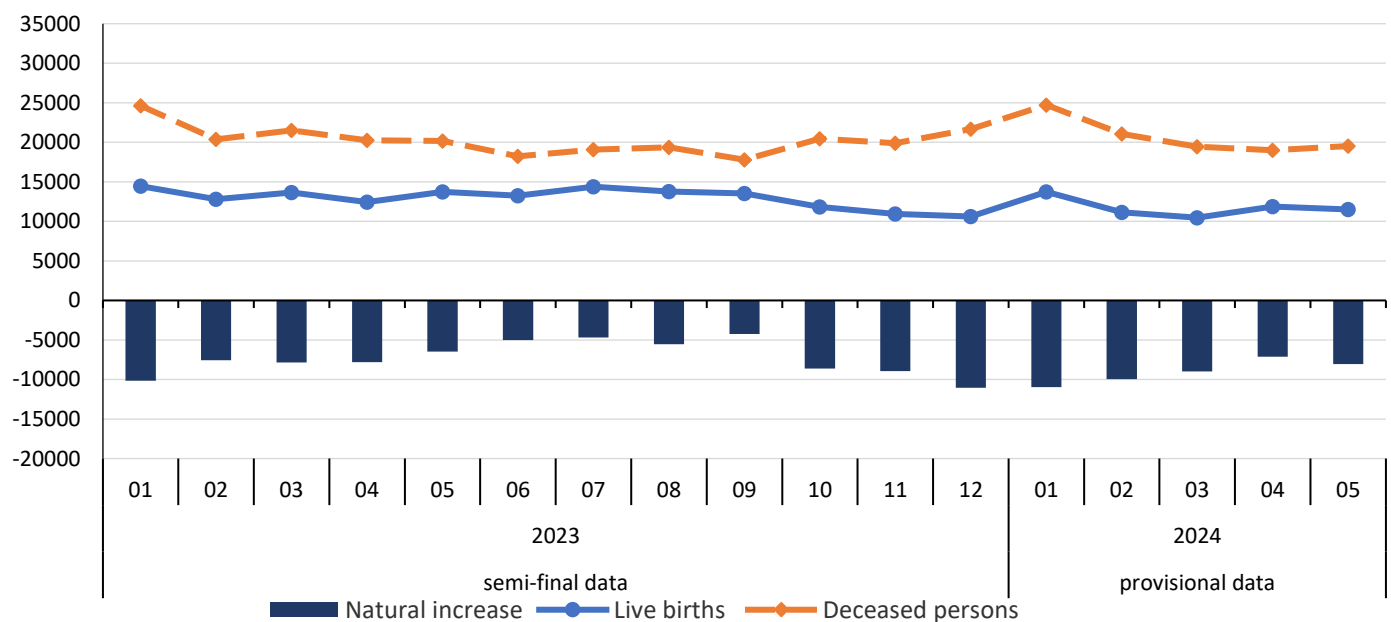
#### Birth rate, death rate and natural increase<sup>1</sup>

The **births** of 11505 children were recorded in May 2024, 387 less (-3.3%) than in April 2024.

The number of **deaths** recorded in May 2024 was 19534 (10168 men and 9366 women), 541 deaths more than in April 2024, which amounted to an increase of 2.8% (+3.3% men and +2.3% women). The number of **deaths of children under 1 year** recorded in May 2024 was 65, a decrease of 6 deaths compared to April 2024.

The **natural increase** remained negative in May 2024 (-8029); the number of deaths was 1.7 times higher than that of live births.

Fig. 1 Evolution of the number of live births and deceased persons and of the natural increase from January 2023 to May 2024

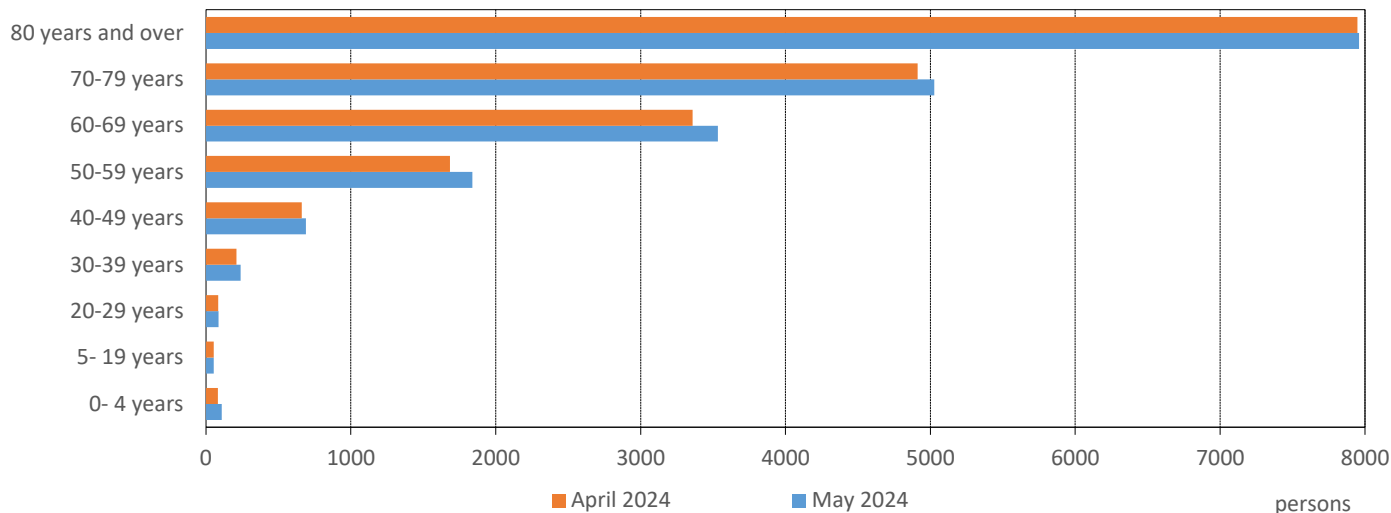


[The graph data in .xls format](#)

<sup>1</sup> The data for the months of 2023 are semi-final data and the data for the months of 2024 are provisional.

In May 2024, 40.7% (7959 deaths) of the total number of deaths were recorded for the age group of 80 years and over, 25.7% (5026 deaths) were recorded for persons aged 70-79 and 18.1% (3534 deaths) were for persons aged 60-69. By contrast, the fewest deaths were recorded for the age groups of 0-4 years (109 deaths), 5-19 years (53 deaths) and 20-29 years (86 deaths).

**Fig. 2 Deaths recorded in April 2024 and May 2024, by age group**



[The graph data in .xls format](#)

If we consider the main causes of death, in May 2024 the greatest number of persons died of diseases of the circulatory system (9759 persons, accounting for 50.0%), neoplasms (3642 persons, accounting for 18.6%) and diseases of the respiratory system (1558 persons, accounting for 8.0%).

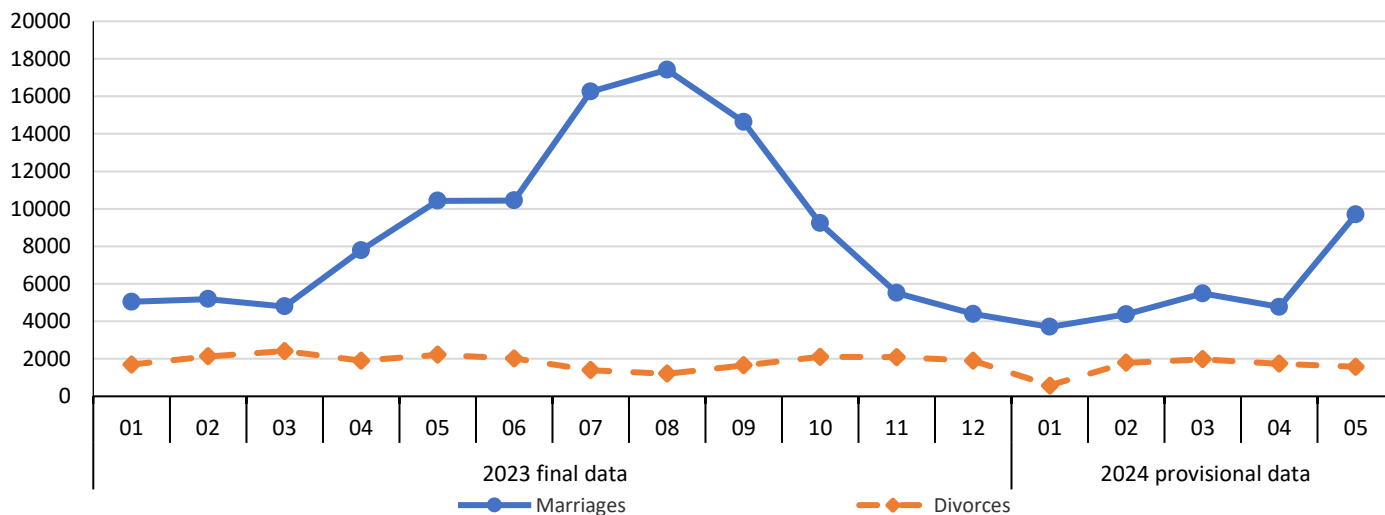
### Marriage rate and divorce rate<sup>2</sup>

9697 **marriages** were recorded at Register Offices in May 2024, 4932 more (+103.5%) than in April 2024.

1571 **divorces** were formally pronounced by final court decree and by agreement between the spouses (via administrative proceedings or by means of a notarial procedure) in May 2024, 164 less (-9.5%) than in April 2024.

In the January 2023-May 2024 period, the highest number of marriages was reported in August 2023 (17414) and the lowest number was recorded in January 2024 (3700).

**Fig. 3 Evolution of the number of marriages and divorces from January 2023 to May 2024**



[The graph data in .xls format](#)

<sup>2</sup> The data for the months of 2023 are final data and the data for the months of 2024 are provisional.

## May 2024 compared to May 2023

### Birth rate, death rate and natural increase<sup>1</sup>

The number of **live births** recorded in May 2024 was smaller by 2219 (-16.2%) than in the same month of 2023.

The number of persons who **died** in May 2024 decreased by 652 (-3.2%) compared to May 2023, and the number of **children under one year who died** was smaller by 14 in May 2024 than the one recorded in the same month of 2023.

The **natural increase** was negative both in May 2024 (-8029 persons) and in May 2023 (-6462 persons).

Based on the three main causes of death, 10.5% less deaths due to diseases of the circulatory system were recorded in May 2024 than in May 2023, the number of deaths due to diseases of the respiratory system was smaller by 8.7%, and the deaths caused by neoplasms fell by 7.5%.

In May 2024, the deaths of 9907 persons (5048 men and 4859 women) were recorded in the urban area and 9627 deaths (5120 men and 4507 women) were recorded in the rural area. Compared to the same month of 2023, the number of recorded deaths decreased by 2.4% in the urban area (-5.2% for men and +0.6% for women) and by 4.0% in the rural area (-2.8% for men and -5.5% for women).

**Fig. 4 Evolution of the number of deceased persons by area of residence from January 2023 to May 2024**



[The graph data in .xls format](#)

### Marriage rate and divorce rate<sup>2</sup>

The number of **marriages** decreased by 734 (-7.0%) in May 2024 compared to the number recorded in the same month of the previous year. 642 less **divorces** (-29.0%) than in May 2023 were formally pronounced by final court decree and by agreement between the spouses (via administrative proceedings or by means of a notarial procedure) in May 2024.

#### Additional information:

**Natural increase** represents the difference between the number of live births and the number of deceased persons during the reference period. The data for the months of 2024 are provisional, with the events being presented according to the date when they were recorded and not according to the date when the vital events occurred; due to this reason, the data related to the year 2024 will experience changes by including the belatedly recorded events (after the month of reference), by excluding the events recorded during the reference month but which occurred the previous month or before the previous month and by redistributing the events by month according to the date of occurrence. For an accurate interpretation of the indicators, please see the [Methodological explanations](#) attached to the press release on the homepage. The next press release on vital statistics will be issued on 12 August 2024.

Press release archive: <http://www.insse.ro/cms/en/comunicate-de-presa-view>

Communication Directorate E-mail: [birou presa@insse.ro](mailto:birou presa@insse.ro); telephone: +4021 3181869