

Domain: Vital statistics

Vital statistics in May 2020 in the framework of the health crisis

- In May 2020, the number of recorded births decreased compared to May 2019 but increased compared to the one recorded the previous month (April 2020).
- Compared to a year before (compared to May 2019), the number of deaths and the number of deaths of children under 1 year dropped.
- In May 2020, marriages were the equivalent of one fifth of the number recorded during the same month of 2019, and divorces were the equivalent of less than half of the divorces recorded during the month of May of the previous year.

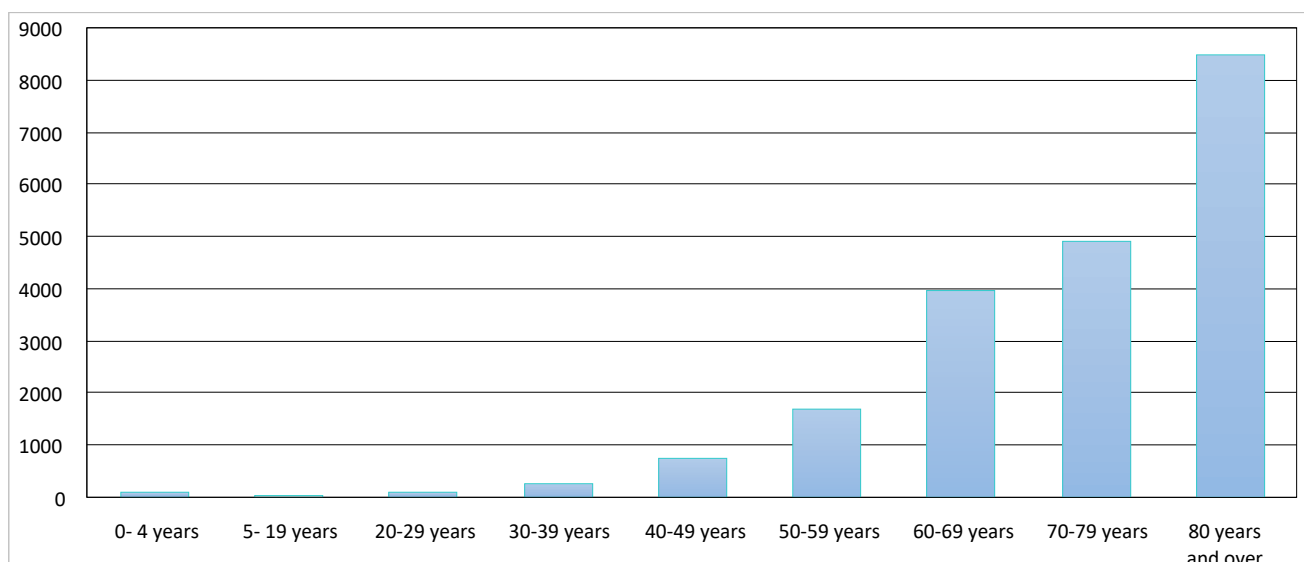
May 2020 compared to April 2020

Birth rate, death rate and natural increase¹

The **births** of 12873 children were recorded in May 2020, 775 more than in April 2020.

The number of **deaths** recorded in May 2020 was 20249, 1563 deaths less than in April 2020, and the number of **deaths of children under 1 year** recorded in May 2020 was 77, a decrease of 17 deaths of children under 1 year compared to April 2020.

Deaths recorded in May 2020, by age group



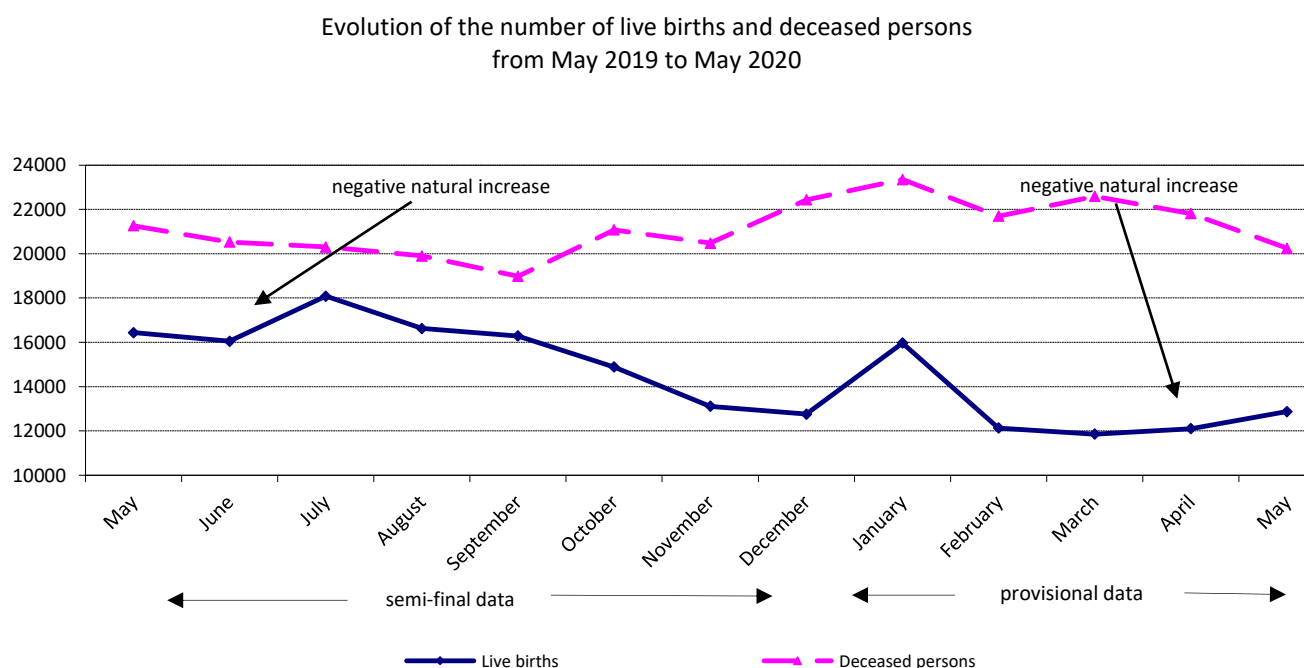
[The graph data in .xls format](#)

In May 2020, nearly two thirds of the total number of deaths were recorded for the persons aged at least 70: 8482 deaths, accounting for 41.9% of the total, were recorded for the age groups of 80 years and over; 4920 deaths, accounting for 24.3%, were for persons aged 70-79 and 3966 deaths (19.6%) were for

¹ The data for the months of 2019 are semi-final, and the data for the months of 2020 are provisional.

persons aged 60-69. Naturally, by contrast, the fewest deaths were recorded for the age groups of 5-19 years (43 deaths), 20-29 years (86 deaths) and 0-4 years (96 deaths).

The **natural increase** remained negative in May 2020, with an excess of deaths of 7376 over live births.

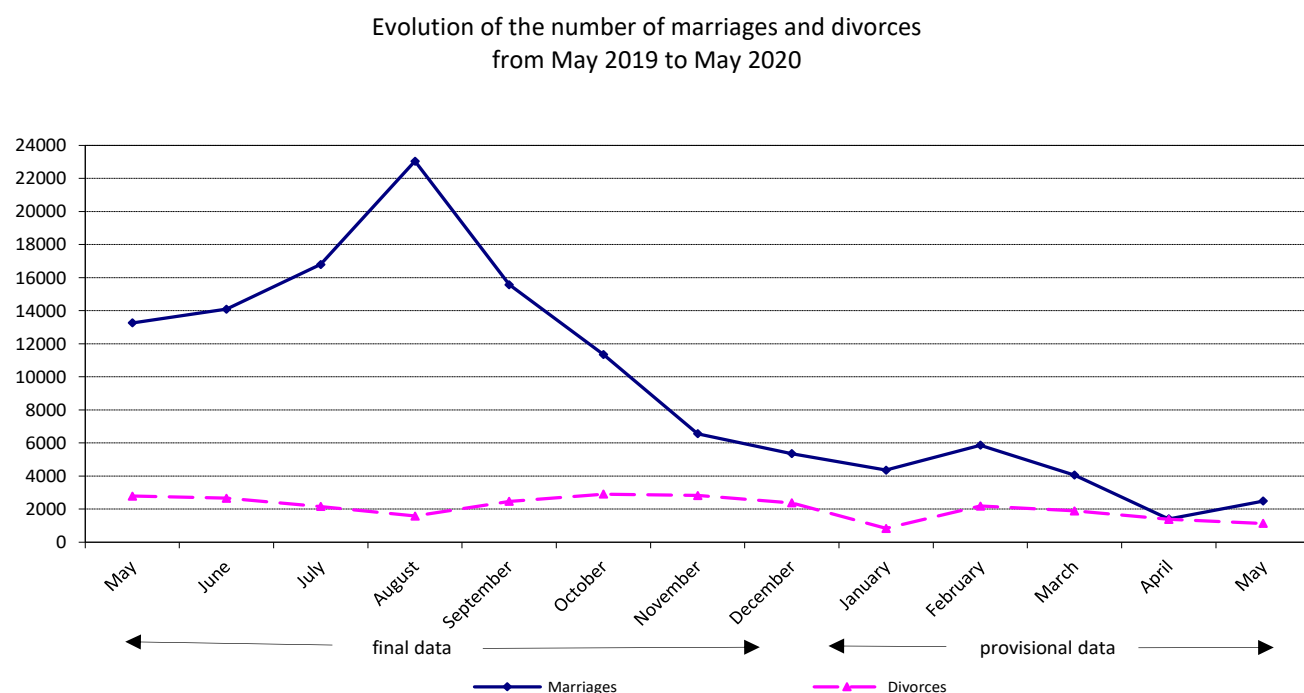


[The graph data in .xls format](#)

Marriage rate and divorce rate²

2488 **marriages** were recorded at Register Offices in May 2020, 1079 more than in April 2020.

1137 **divorces** were formally pronounced by final court decree and in accordance with Law No 202/2010 in May 2020, 244 less than in April 2020.



[The graph data in .xls format](#)

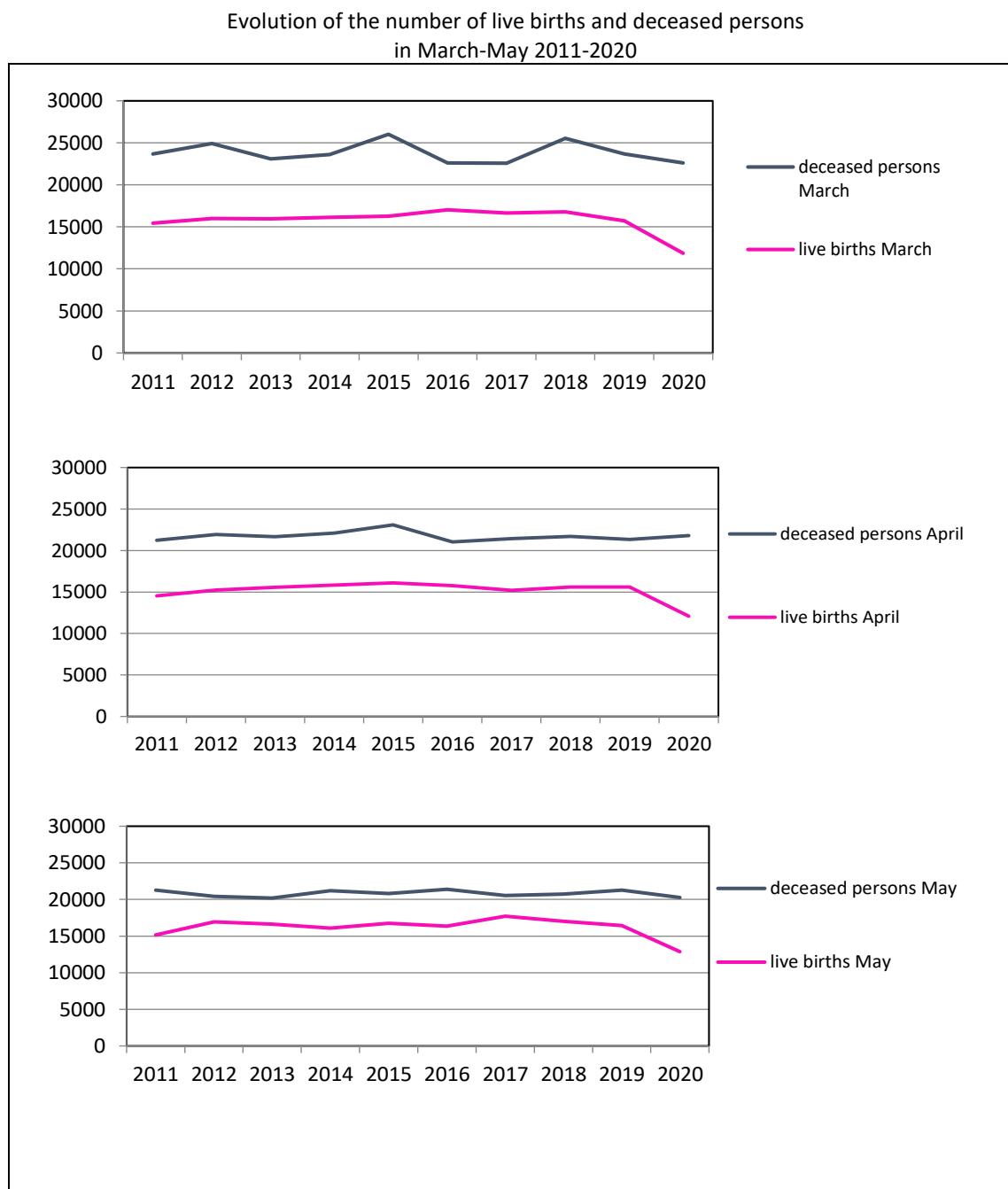
² The data for the months of 2019 are final, and the data for the months of 2020 are provisional.

May 2020 compared to May 2019¹

Birth rate, death rate and natural increase

The number of **live births** recorded in May 2020 was smaller by 3561 compared to the same month of 2019.

The number of persons who **died** in May 2020 was lower by 1015 than in May 2019.



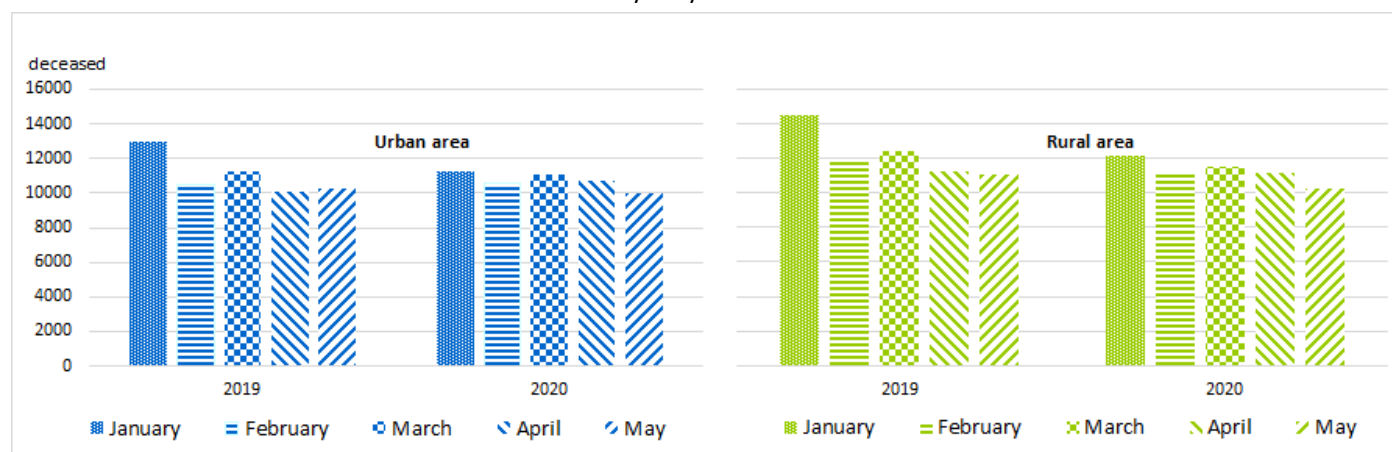
[The graph data in .xls format](#)

The negative **natural increase** was more pronounced, i.e. 1.5 times higher in May 2020 than the one in May 2019 (-7376 persons in May 2020, compared to -4830 persons in May 2019).

The number of **children under 1 year who died** was smaller by 12 in May 2020 than the one recorded in May 2019.

¹ The data for the months of 2019 are semi-final, and the data for the months of 2020 are provisional.

Evolution of the number of deceased persons by area of residence
in January-May of 2019 and 2020



[The graph data in .xls format](#)

In May 2020, the deaths of 9982 persons were recorded in the urban area, and 10267 deaths were recorded in the rural area. Compared to the same month of 2019, the number of persons who died decreased by 238 in the urban area and by 777 in the rural area.

Marriage rate and divorce rate²

The number of **marriages** decreased by 10772 in May 2020 compared to the number recorded in the same month of the previous year.

1651 less **divorces** than in May 2019 were formally pronounced by final court decree and in accordance with Law No 202/2010 in May 2020.

The number of births slightly decreased compared to the same period of the previous year, both in March and in April, as well as in May. The effects of the health crisis on the vital events are visible as far as deaths are concerned, particularly in April 2020, when rises were recorded compared to April 2019, while in May 2020 the number of deaths was smaller than the one recorded in the same month of the previous year, following the trend of the recent years. Marriages were the most affected.

For a complete characterisation of the vital events recorded in March-May 2020, in the framework of the COVID-19 pandemic, one needs to take into account that the provisions of the military ordinances introduced certain limitations as far as the organisation of events with more than 3 persons attending is concerned, limited the travels outside the dwelling and outside the locality, suspended the activities in closed spaces, made the Union of Notaries Public extend the deadlines for the pending divorce files until after the state of emergency ends. The provisions of the Government Decisions for the period covered by the state of alert imposed certain limitations with regard to the number of people than can get together in public places, as well as measures stating that only the organisation of events with a very small number of participants is allowed. The data need to be interpreted in correlation with the information from administrative sources, especially the information published by the Ministry of Health, through the National Institute of Public Health.

Additional information:

Natural increase represents the difference between the number of live births and the number of deceased persons during the reference period.

The data for the months of the year 2020 are provisional, with the events being presented according to the date when they were recorded and not according to the date when the vital events occurred; due to this reason, the data related to the year 2020 will experience changes by including the belatedly recorded events (after the month of reference), by excluding the events recorded during the reference month but which occurred the previous month or before the previous month and by redistributing the events by month according to the date of occurrence. For an accurate interpretation of the indicators, please see the

² The data for the months of 2019 are final, and the data for the months of 2020 are provisional.

[Methodological explanations attached to the press release on the homepage](#). The next press release on vital statistics will be issued on 10 August 2020.

Press release archive: <https://insse.ro/cms/en/comunicate-de-presa-view>

Communication Directorate

E-mail: biroupresa@insse.ro; telephone: +4021 3181869