

Domain: Vital statistics

Vital statistics in April 2024

- In April 2024, the number of recorded births decreased compared to April 2023 but increased compared to the previous month.
- The number of deaths recorded in April 2024 decreased compared to both April 2023 and the previous month.
- In April 2024, the number of recorded marriages and the number of recorded divorces dropped compared to both April 2023 and March 2024.

April 2024 compared to March 2024

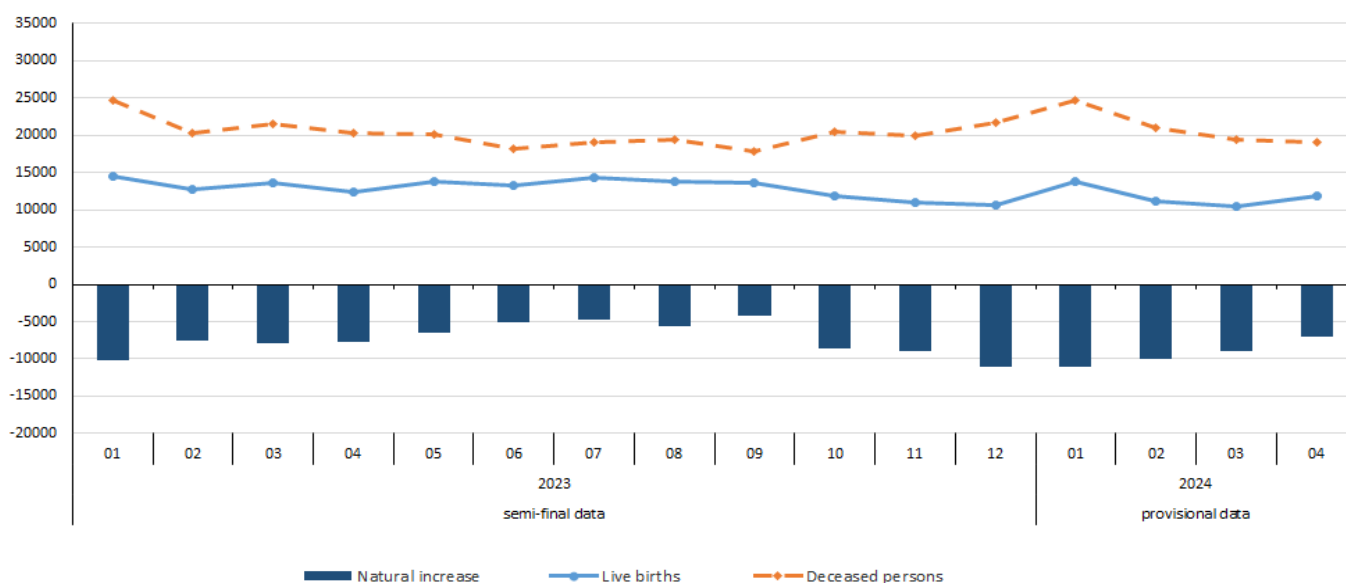
Birth rate, death rate and natural increase¹

The **births** of 11892 children were recorded in April 2024, 1424 more (+13.6%) than in March 2024.

The number of **deaths** recorded in April 2024 was 18993 (9840 men and 9153 women), 457 deaths less than in March 2024, which amounted to a decrease of 2.3% (-3.3% men and -1.3% women). The number of **deaths of children under 1 year** recorded in April 2024 was 71, an increase of 4 deaths compared to March 2024.

The **natural increase** remained negative in April 2024 (-7101); the number of deaths was 1.6 times higher than that of live births.

Fig. 1 Evolution of the number of live births and deceased persons and of the natural increase from January 2023 to April 2024

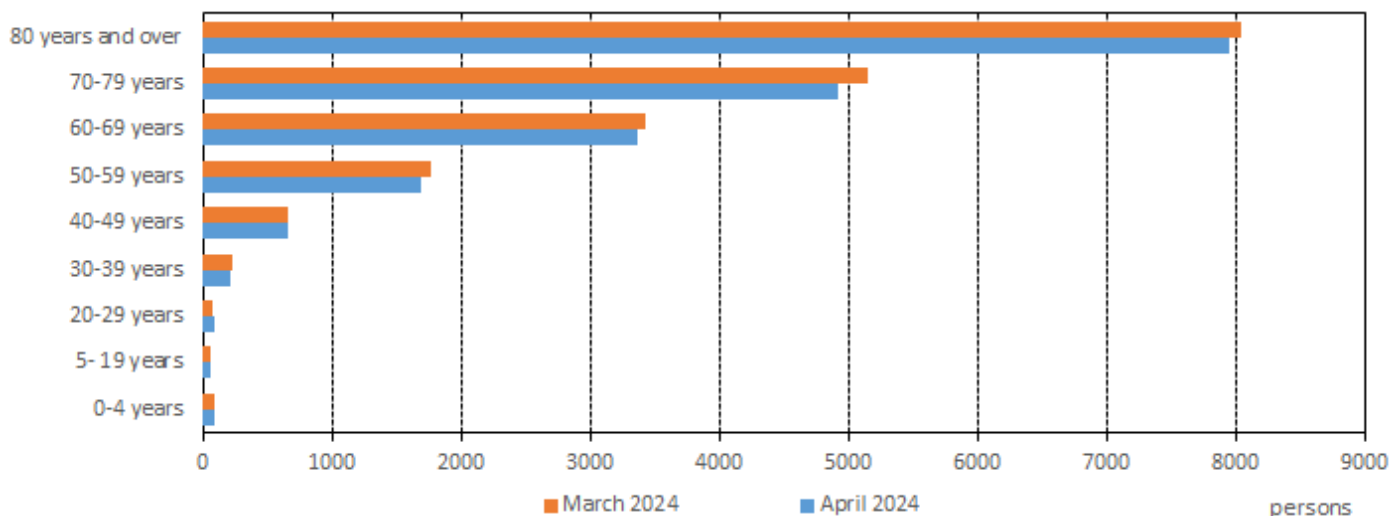


[The graph data in .xls format](#)

¹ The data for the months of 2023 are semi-final data and the data for the months of 2024 are provisional.

In April 2024, 41.8% (7948 deaths) of the total number of deaths were recorded for the age group of 80 years and over, 25.9% (4913 deaths) were recorded for persons aged 70-79 and 17.7% (3358 deaths) were for persons aged 60-69. By contrast, the fewest deaths were recorded for the age groups of 0-4 years (82 deaths), 5-19 years (54 deaths) and 20-29 years (84 deaths).

Fig. 2 Deaths recorded in March 2024 and April 2024, by age group



[The graph data in .xls format](#)

If we consider the main causes of death, in April 2024 the greatest number of persons died of diseases of the circulatory system (10144 persons, accounting for 53.4%), neoplasms (3816 persons, accounting for 20.1%) and diseases of the respiratory system (1624 persons, accounting for 8.6%).

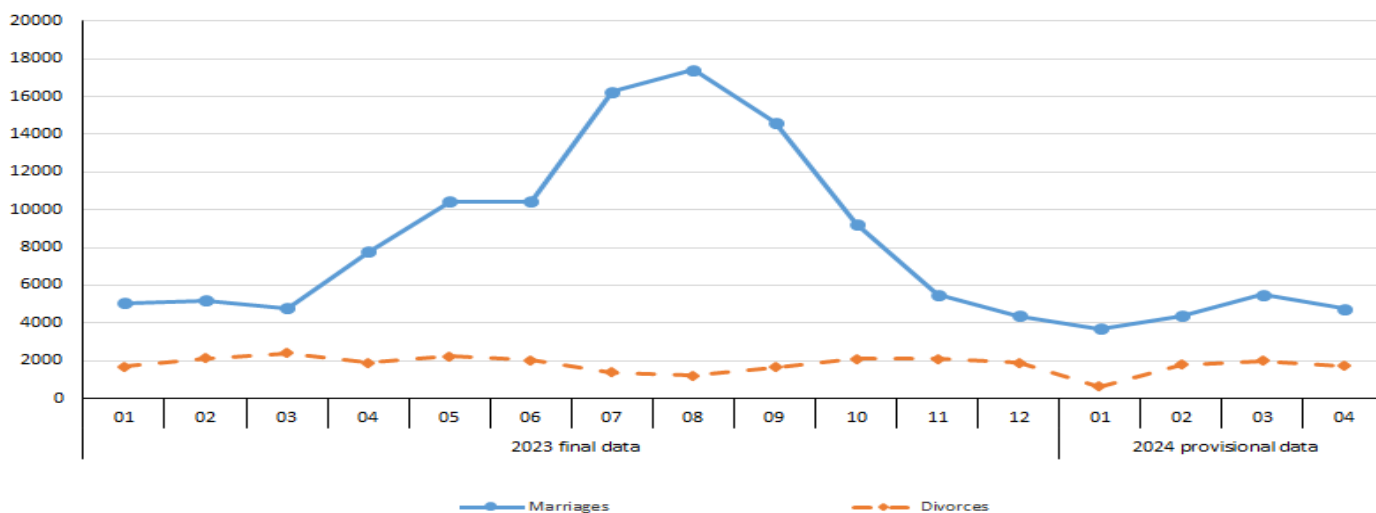
Marriage rate and divorce rate²

4765 **marriages** were recorded at Register Offices in April 2024, 719 less (-13.1%) than in March 2024.

1735 **divorces** were formally pronounced by final court decree and by agreement between the spouses (via administrative proceedings or by means of a notarial procedure) in April 2024, 245 less (-12.4%) than in March 2024.

In the January 2023-April 2024 period, the highest number of marriages was reported in August 2023 (17414) and the lowest number was recorded in January 2024 (3700).

Fig. 3 Evolution of the number of marriages and divorces from January 2023 to April 2024



[The graph data in .xls format](#)

² The data for the months of 2023 are final data and the data for the months of 2024 are provisional.

April 2024 compared to April 2023

Birth rate, death rate and natural increase¹

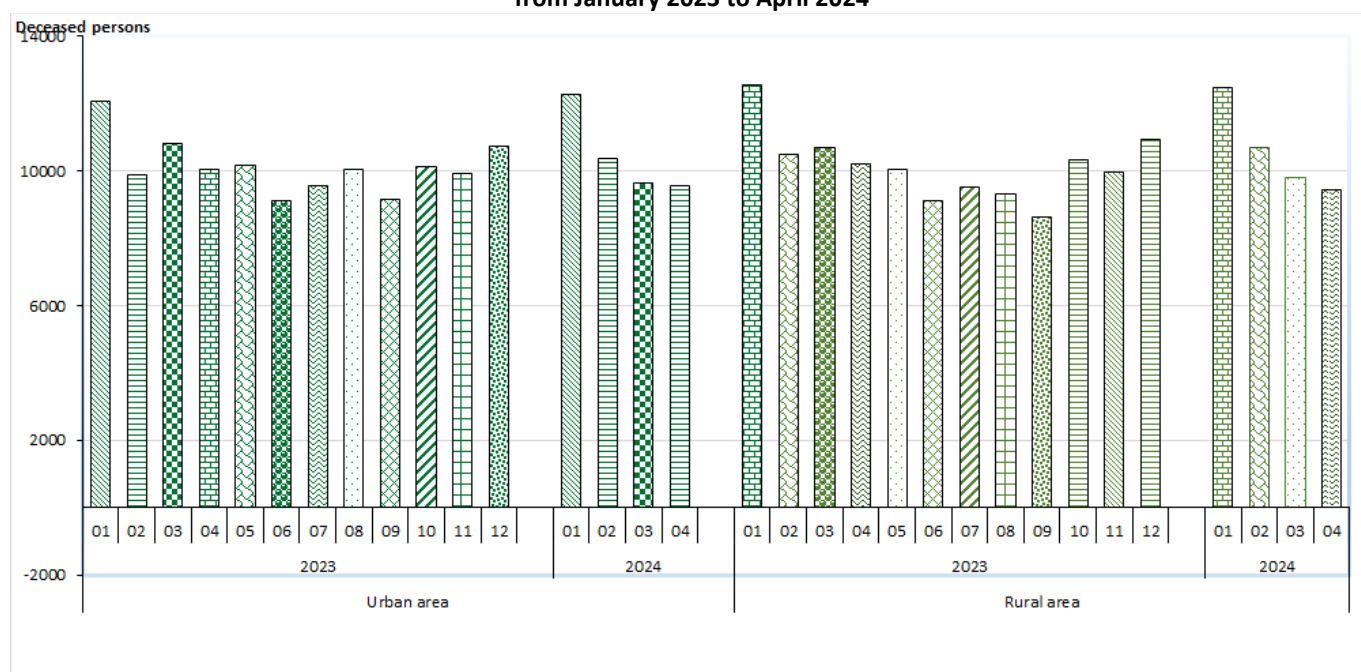
The number of **live births** recorded in April 2024 was smaller by 539 (-4.3%) than in the same month of 2023. The number of persons who **died** in April 2024 decreased by 1244 (-6.1%) compared to April 2023, and the number of **children under one year who died** was smaller by 4 in April 2024 than the one recorded in the same month of 2023.

The **natural increase** was negative both in April 2024 (-7101 persons) and in April 2023 (-7806 persons).

Based on the three main causes of death, 16.0% less deaths due to diseases of the respiratory system were recorded in April 2024 than in April 2023, the number of deaths due to diseases of the circulatory system was smaller by 7.7%, and the deaths caused by neoplasms fell by 5.0%.

In April 2024, the deaths of 9550 persons (4905 men and 4645 women) were recorded in the urban area and 9443 deaths (4935 men and 4508 women) were recorded in the rural area. Compared to the same month of 2023, the number of recorded deaths decreased by 4.8% in the urban area (-4.4% for men and -5.3% for women) and by 7.4% in the rural area (-8.2% for men and -6.6% for women).

Fig. 4 Evolution of the number of deceased persons by area of residence from January 2023 to April 2024



[The graph data in .xls format](#)

Marriage rate and divorce rate²

The number of **marriages** decreased by 3025 (-38.8%) in April 2024 compared to the number recorded in the same month of the previous year. 167 less **divorces** (-8.8%) than in April 2023 were formally pronounced by final court decree and by agreement between the spouses (via administrative proceedings or by means of a notarial procedure) in April 2024.

Additional information:

Natural increase represents the difference between the number of live births and the number of deceased persons during the reference period. The data for the months of 2024 are provisional, with the events being presented according to the date when they were recorded and not according to the date when the vital events occurred; due to this reason, the data related to the year 2024 will experience changes by including the belatedly recorded events (after the month of reference), by excluding the events recorded during the reference month but which occurred the previous month or before the previous month and by redistributing the events by month according to the date of occurrence. For an accurate interpretation of the indicators, please see the [Methodological explanations attached to the press release on the homepage](#). The next press release on vital statistics will be issued on 10 July 2024.

Press release archive: <https://insse.ro/cms/en/comunicate-de-pres-a-view>

Communication Directorate E-mail: biroupres-a@insse.ro; telephone: +4021 3181869