

Domain: Vital statistics

## Vital statistics in April 2023

- In April 2023, the number of recorded births and the number of recorded deaths decreased compared to both April 2022 and the previous month (March 2023).
- In April 2023, the number of recorded marriages increased compared to both April 2022 and March 2023, and the number of recorded divorces fell compared to both April 2022 and March 2023.

### April 2023 compared to March 2023

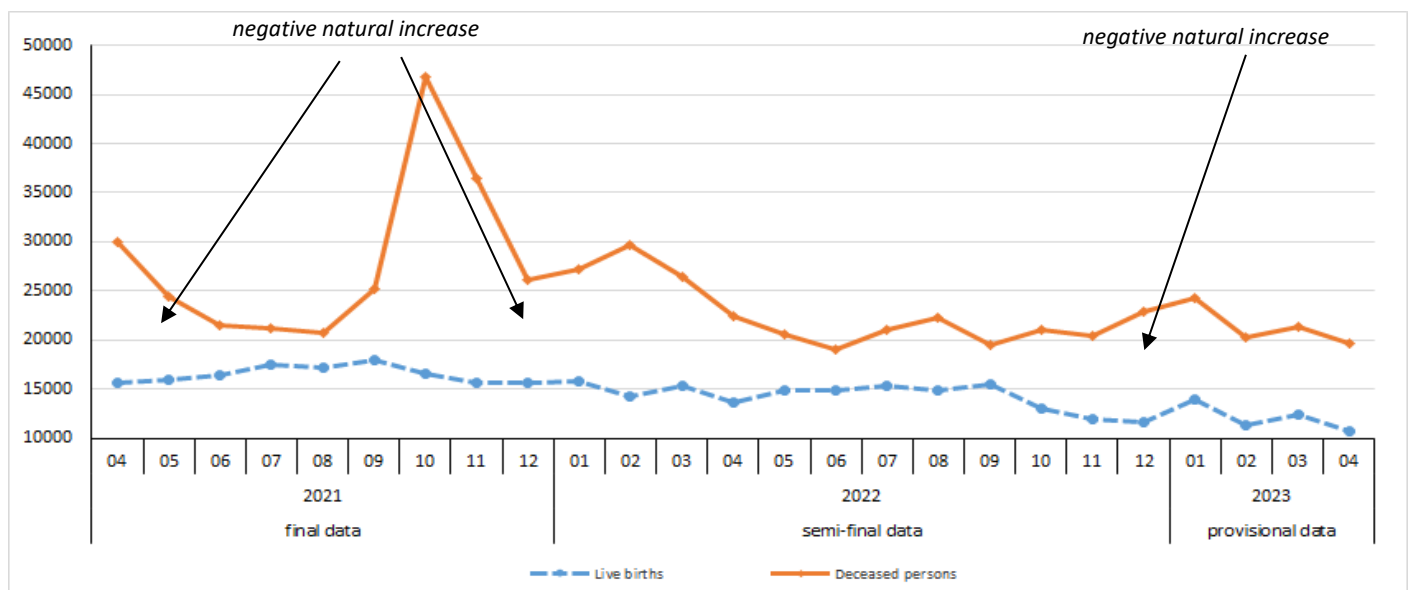
#### Birth rate, death rate and natural increase<sup>1</sup>

The **births** of 10708 children were recorded in April 2023, 1629 less than in March 2023.

The number of **deaths** recorded in April 2023 was 19610 (10139 men and 9471 women), 1781 deaths (958 men and 823 women) less than in March 2023. The number of **deaths of children under 1 year** recorded in April 2023 was 65, a decrease of 15 deaths compared to March 2023.

The graph below shows the monthly evolution of the number of deaths and births during the April 2021-April 2023 period. During this period, a significant increase in the number of deaths was recorded for October 2021, when, in the context of the COVID-19 pandemic, the highest number of deaths of the entire period was reported. A significant number of deaths was also reported in February 2022; a fluctuating evolution was recorded in the period that followed, without reaching the values of the previous months. At the same time, the number of births reached its highest values in the July-September period, both in 2021 and in 2022, while the number of deaths was significant and the natural increase remained negative. In the first three months of 2023, the birth and death figures had the same evolution, with increases in both vital events being reported in March compared to the previous month. In April, drops were recorded for the two vital events compared to the previous month.

Fig. 1 Evolution of the number of live births and deceased persons from April 2021 to April 2023

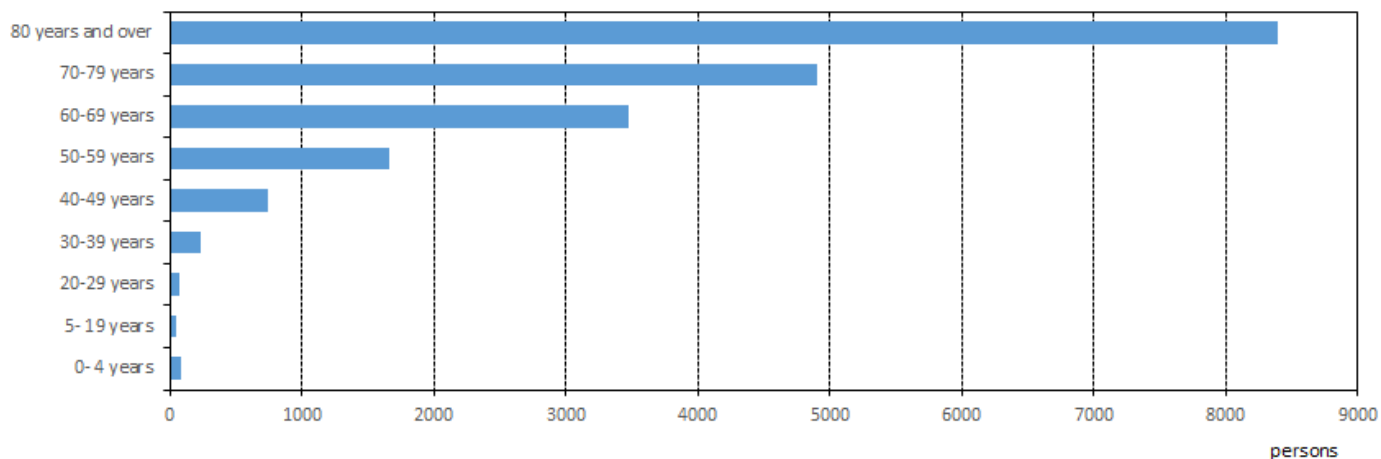


[The graph data in .xls format](#)

<sup>1</sup> The data for the months of 2022 are semi-final data, and the data for the months of 2023 are provisional.

In April 2023, 67.8% of the total number of deaths were recorded for the persons aged at least 70 (8394 deaths, accounting for 42.8% of the total, were recorded for the age group of 80 years and over; 4902 deaths, accounting for 25.0% of the total, were for persons aged 70-79) and 3478 deaths (17.7%) were for persons aged 60-69. By contrast, the fewest deaths were recorded for the age groups of 0-4 years (86 deaths), 20-29 years (74 deaths) and 5-19 years (51 deaths).

**Fig. 2 Deaths recorded in April 2023, by age group**



[The graph data in .xls format](#)

If we consider the main causes of death, in April 2023 the greatest number of persons died of diseases of the circulatory system (10774 persons, accounting for 54.9%), neoplasms (3573 persons, accounting for 18.2%) and diseases of the respiratory system (1862 persons, accounting for 9.5%).

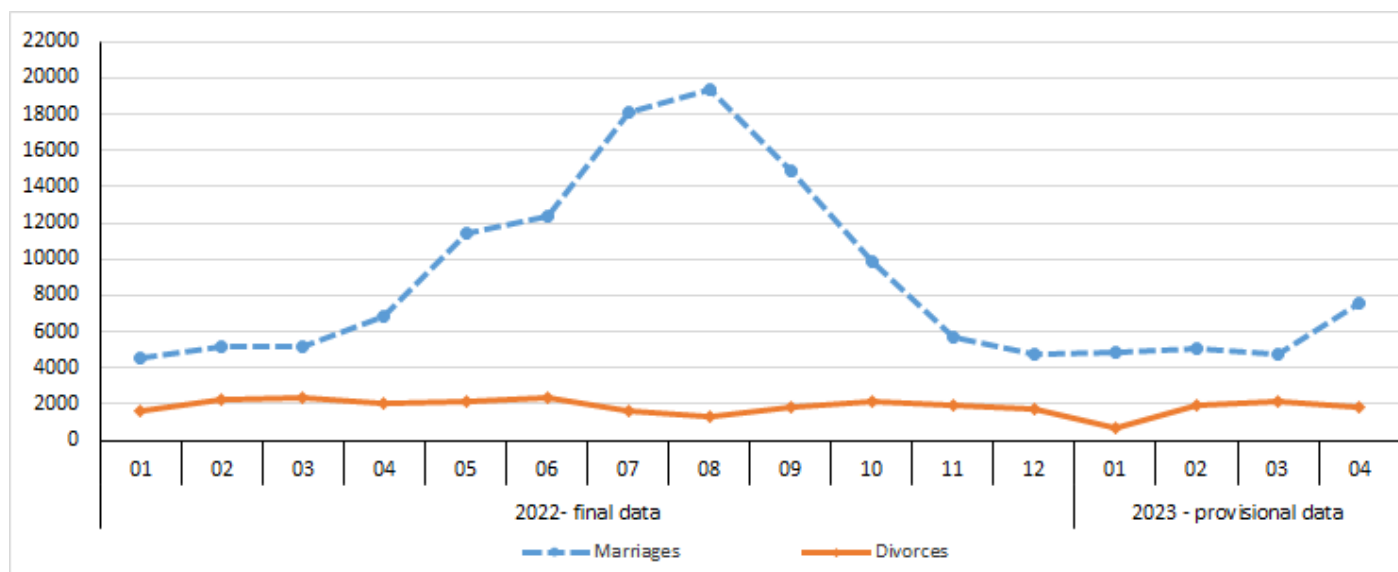
The **natural increase** remained negative in April 2023 (-8092); the number of deaths was almost double that of live births.

### Marriage rate and divorce rate<sup>1</sup>

7590 **marriages** were recorded at Register Offices in April 2023, 2828 more than in March 2023.

1852 **divorces** were formally pronounced by final court decree and in accordance with Law No 202/2010 in April 2023, 288 less than in March 2023.

**Fig. 3 Evolution of the number of marriages and divorces from January 2022 to April 2023**



[The graph data in .xls format](#)

## April 2023 compared to April 2022

### Birth rate, death rate and natural increase<sup>1</sup>

The number of **live births** recorded in April 2023 was smaller by 2853 than in the same month of 2022.

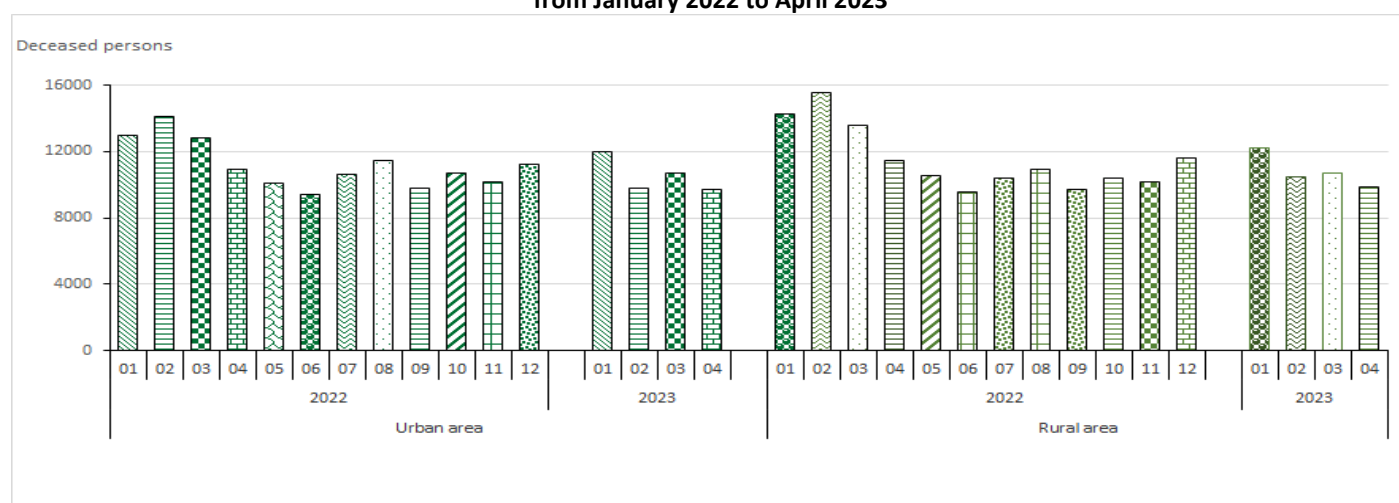
The **natural increase** was negative both in April 2023 (-8902 persons) and in April 2022 (-8859 persons).

The number of persons who **died** in April 2023 was smaller by 2810 than in April 2022. Based on the three main causes of death, 1827 less deaths due to diseases of the circulatory system were recorded in April 2023 than in April 2022, the number of deaths due to neoplasms was lower by 115, and 333 less deaths due to diseases of the respiratory system were reported.

The number of **children under 1 year who died** was smaller by 3 in April 2023 than the one recorded in April 2022.

In April 2023, the deaths of 9747 persons (4978 men and 4769 women) were recorded in the urban area and 9863 deaths (5161 men and 4702 women) were recorded in the rural area. Compared to the same month of 2022, the number of persons who died decreased by 1182 persons (706 men and 476 women) in the urban area and by 1628 persons (902 men and 726 women) in the rural area.

**Fig. 4 Evolution of the number of deceased persons by area of residence from January 2022 to April 2023**



[The graph data in .xls format](#)

### Marriage rate and divorce rate<sup>2</sup>

The number of **marriages** increased by 708 in April 2023 compared to the number recorded in the same month of the previous year.

150 less **divorces** than in April 2022 were formally pronounced by final court decree and in accordance with Law No 202/2010 in April 2023.

#### Additional information:

**Natural increase** represents the difference between the number of live births and the number of deceased persons during the reference period. The data for the months of 2023 are provisional, with the events being presented according to the date when they were recorded and not according to the date when the vital events occurred; due to this reason, the data related to the year 2023 will experience changes by including the belatedly recorded events (after the month of reference), by excluding the events recorded during the reference month but which occurred the previous month or before the previous month and by redistributing the events by month according to the date of occurrence. For an accurate interpretation of the indicators, please see the [Methodological explanations](#) attached to the press release on the homepage. The next press release on vital statistics will be issued on 10 July 2023.

Press release archive: <http://www.insse.ro/cms/en/comunicate-de-presa-view>

**Communication Directorate** E-mail: [biroupresa@insse.ro](mailto:biroupresa@insse.ro); telephone: +4021 3181869

<sup>2</sup> The data for the months of 2022 are semi-final data, and the data for the months of 2023 are provisional.