

Domain: Vital statistics

## Vital statistics in April 2020 in the framework of the health crisis

- In April 2020, the number of recorded births increased compared to the one recorded the previous month (March 2020).
- Compared to a year before (compared to April 2019), the number of deaths recorded in April 2020 was higher and the number of deaths of children under 1 year dropped.
- In April 2020, marriages were the equivalent of one third of the number recorded in March 2020, and divorces were the equivalent of three thirds of the number of divorces recorded in March 2020, a situation mainly caused by the health crisis.

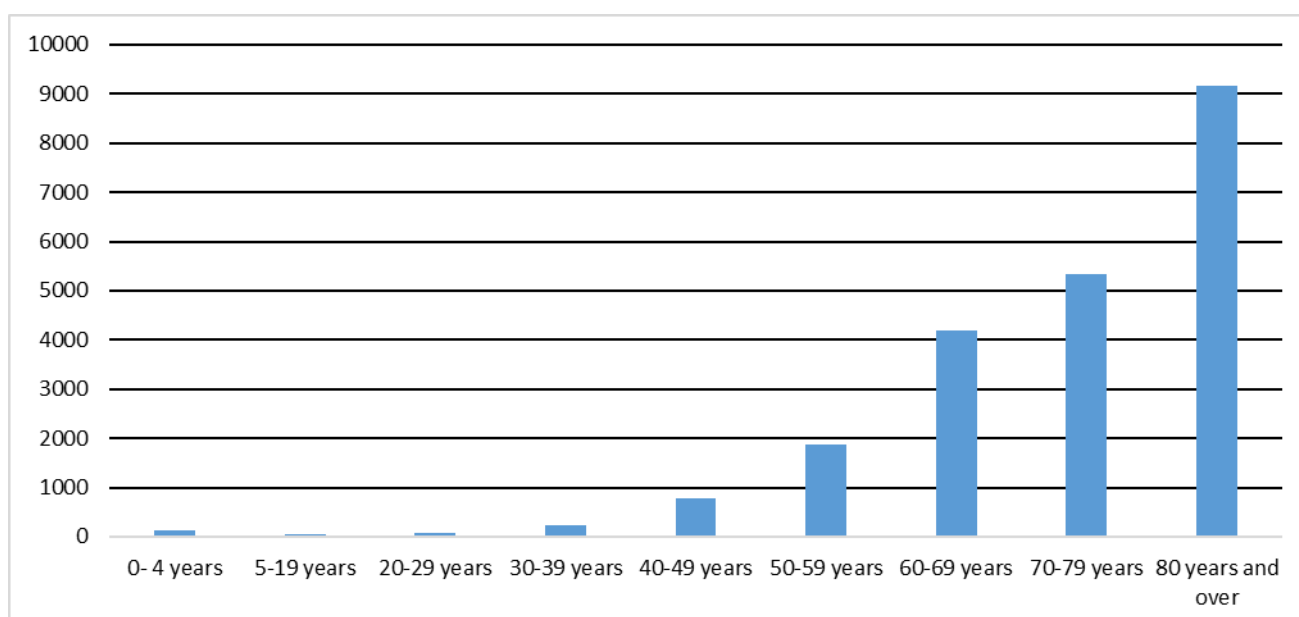
### April 2020 compared to March 2020

#### Birth rate, death rate and natural increase<sup>1</sup>

The **births** of 12098 children were recorded in April 2020, 241 more than in March 2020.

The number of **deaths** recorded in April 2020 was 21812, 779 deaths less than in March 2020, and the number of **deaths of children under 1 year** recorded in April 2020 was 94, an increase of 11 deaths of children under 1 year compared to March 2020.

Deaths recorded in April 2020, by age group



[The data of the graph in .xls format](#)

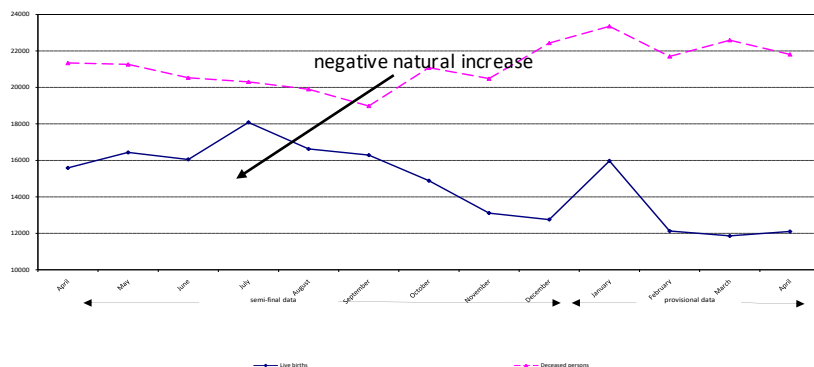
In April 2020, two thirds of the total number of deaths were recorded for the persons aged at least 70: 9165 deaths, accounting for 42.0% of the total, were recorded for the age groups of 80 years and over; 5324 deaths, accounting for 24.4%, were for persons aged 70-79 and 4194 deaths (19.2%) were for

<sup>1</sup> The data for the months of 2019 are semi-final, and the data for the months of 2020 are provisional.

persons aged 60-69. Naturally, by contrast, the fewest deaths were recorded for the age groups of 5-19 years (48 deaths), 20-29 years (85 deaths) and 0-4 years (115 deaths).

The **natural increase** remained negative in April 2020, with an excess of deaths of 9714 over live births.

Evolution of the number of live births and deceased persons  
from April 2019 to April 2020



negative natural increase

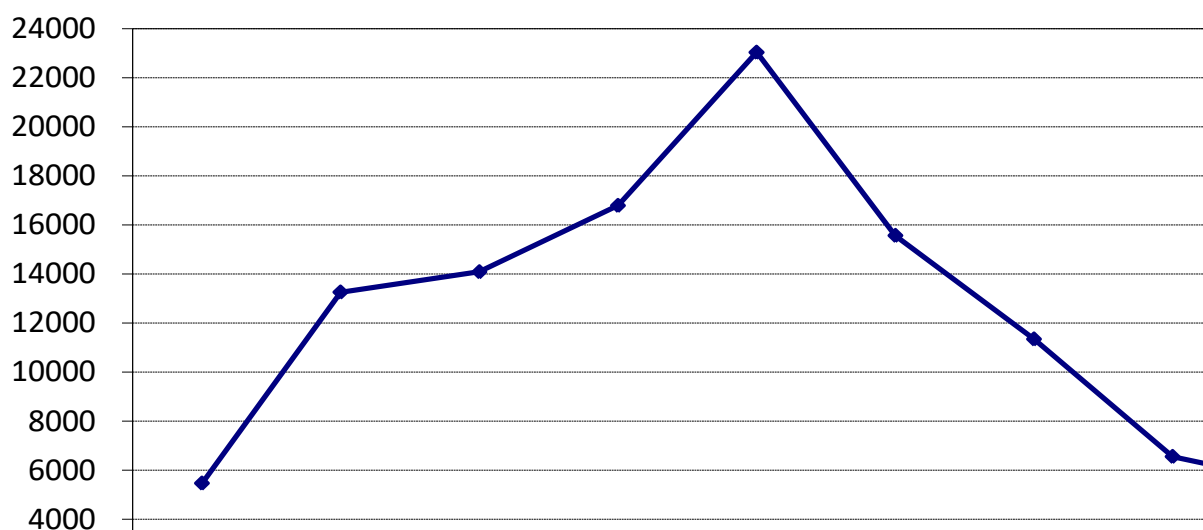
[The graph data in .xls format](#)

### Marriage rate and divorce rate<sup>2</sup>

1409 **marriages** were recorded at Register Offices in April 2020, 2644 less than in March 2020.

1381 **divorces** were formally pronounced by final court decree and in accordance with Law No 202/2010, 508 less than in March 2020.

Evolution of the number of marriages and divorces  
from April 2019 to April 2020



[The graph data in .xls format](#)

<sup>2</sup> The data for the months of 2019 are final, and the data for the months of 2020 are provisional.

## April 2020 compared to April 2019<sup>1</sup>

### Birth rate, death rate and natural increase

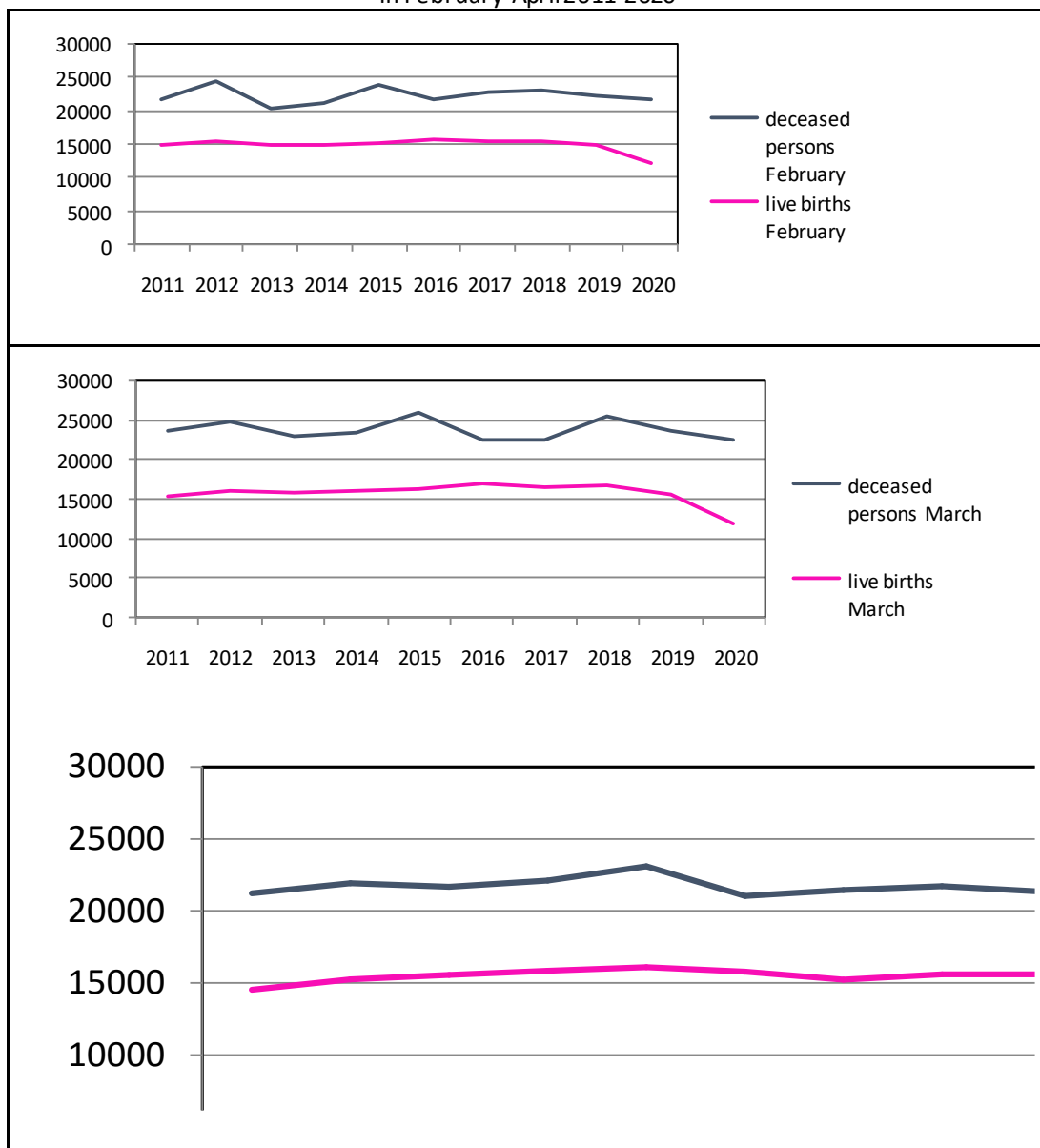
The number of **live births** recorded in April 2020 was smaller by 3490 compared to the same month of 2019.

The number of persons who **died** in April 2020 was higher by 474 than in April 2019.

The **natural increase** was negative both in April 2020 (-9714 persons) and in April 2019 (-5750 persons).

The number of **children under 1 year who died** was smaller by 9 in April 2020 than the one recorded in April 2019.

Evolution of the number of live births and deceased persons  
in February-April 2011-2020

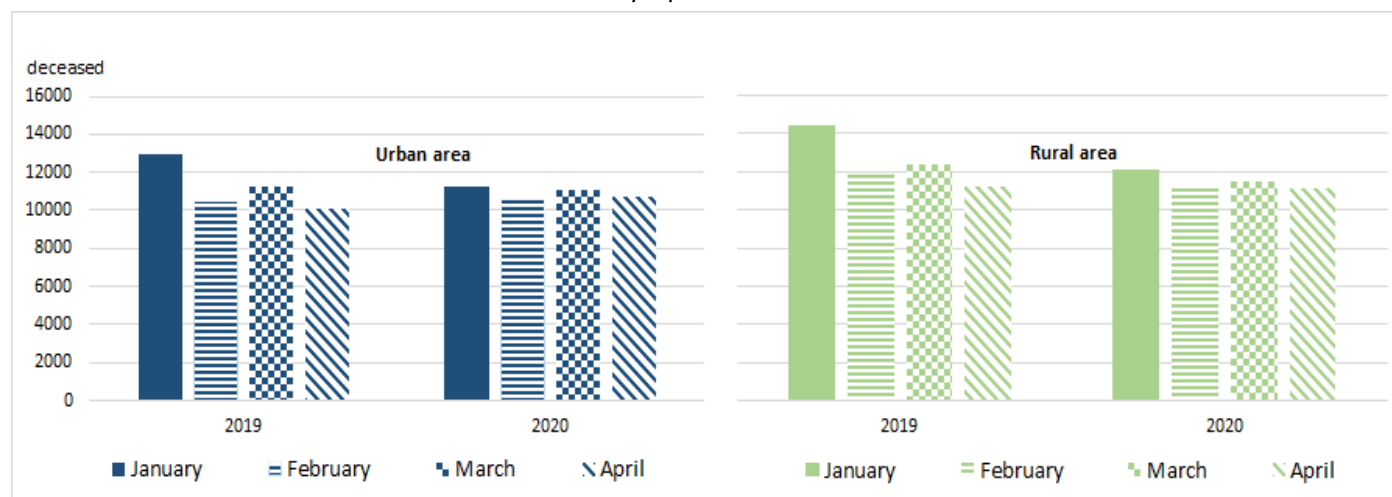


[The graph data in .xls format](#)

The effects of the health crisis on the vital events are starting to become more visible, through slightly more marked drops for the birth rate compared to the previous year and through a slightly upward trend for deaths in April 2020.

<sup>1</sup> The data for the months of 2019 are semi-final, and the data for the months of 2020 are provisional.

Evolution of the number of deceased persons by area of residence  
in January-April of 2019 and 2020



[The graph data in .xls format](#)

In April 2020, the deaths of 10683 persons were recorded in the urban area, and 11129 deaths were recorded in the rural area. Compared to the same month of 2019, the number of persons who died increased by 594 in the urban area, while a slight decrease compared to the month of April of the previous year (120 deaths less) was recorded in the rural area.

### Marriage rate and divorce rate<sup>2</sup>

The number of **marriages** decreased by 4061 in April 2020 compared to the number recorded in the same month of the previous year. 1305 less **divorces** than in April 2019 were formally pronounced by final court decree and in accordance with Law No 202/2010 in April 2020.

*For a complete characterisation of the vital events recorded in March and April 2020, in the framework of the COVID-19 pandemic, one needs to take into account that the provisions of the military ordinances introduced certain limitations as far as the organisation of events with more than 3 persons attending is concerned, limited the travels outside the dwelling and outside the locality, suspended the activities in closed spaces, made the Union of Notaries Public extend the deadlines for the pending divorce files until after the state of emergency ends. Furthermore, the data need to be interpreted in correlation with the information from administrative sources, especially the information published by the Ministry of Health, through the National Institute of Public Health.*

### Additional information:

**Natural increase** represents the difference between the number of live births and the number of deceased persons during the reference period.

The data for the months of the year 2020 are provisional, with the events being presented according to the date when they were recorded and not according to the date when the vital events occurred; due to this reason, the data related to the year 2020 will experience changes by including the belatedly recorded events (after the month of reference), by excluding the events recorded during the reference month but which occurred the previous month or before the previous month and by redistributing the events by month according to the date of occurrence. For an accurate interpretation of the indicators, please see the [Methodological explanations attached to the press release on the homepage](#). The next press release on vital statistics will be issued on 10 July 2020.

Press release archive: <https://insse.ro/cms/en/comunicate-de-presa-view>

**Communication Directorate**

E-mail: [birou presa@insse.ro](mailto:birou presa@insse.ro); telephone: +4021 3181869

<sup>2</sup> The data for the months of 2019 are final, and the data for the months of 2020 are provisional.