

Domain: Vital statistics

## Vital statistics in March 2023

- In March 2023, the number of recorded births and the number of recorded deaths had the same trend: they decreased compared to March 2022 but increased compared to the previous month (February 2023).
- In March 2023, the number of recorded marriages decreased compared to both March 2022 and February 2023, and the number of recorded divorces fell compared to March 2022 but rose compared to February 2023.

### March 2023 compared to February 2023

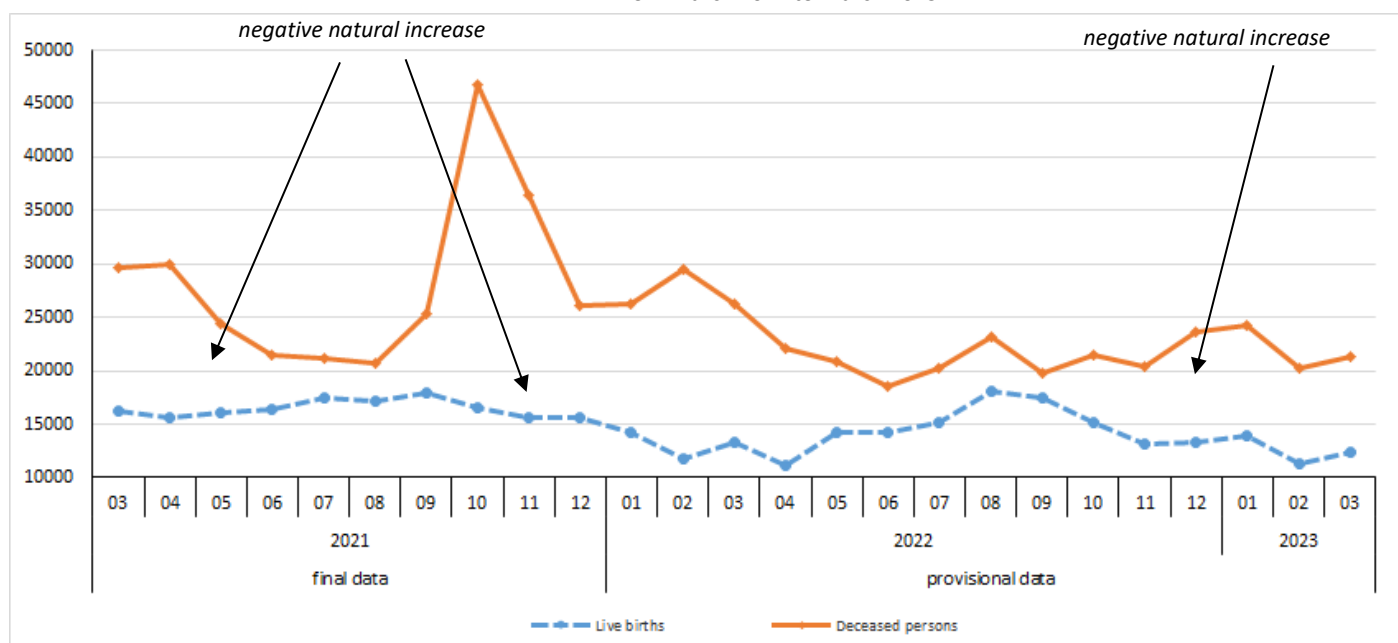
#### Birth rate, death rate and natural increase<sup>1</sup>

The **births** of 12337 children were recorded in March 2023, 1021 more than in February 2023.

The number of **deaths** recorded in March 2023 was 21391 (11097 men and 10294 women), 1203 deaths (745 men and 458 women) more than in February 2023. The number of **deaths of children under 1 year** recorded in March 2023 was 80, an increase of 1 death compared to February 2023.

The graph below shows the monthly evolution of the number of deaths and births during the March 2021-March 2023 period. During this period, a significant increase in the number of deaths was recorded for October 2021, when, in the context of the COVID-19 pandemic, the highest number of deaths of the entire period was reported. A significant number of deaths was also reported in February 2022; a fluctuating evolution was recorded in the period that followed, without reaching the values of the previous months. At the same time, the number of births reached its highest values in the July-September period, both in 2021 and in 2022, while the number of deaths was significant and the natural increase remained negative. In the first three months of 2023, the birth and death figures had the same evolution, with increases in both vital events being reported in March compared to the previous month.

Fig. 1 Evolution of the number of live births and deceased persons from March 2021 to March 2023

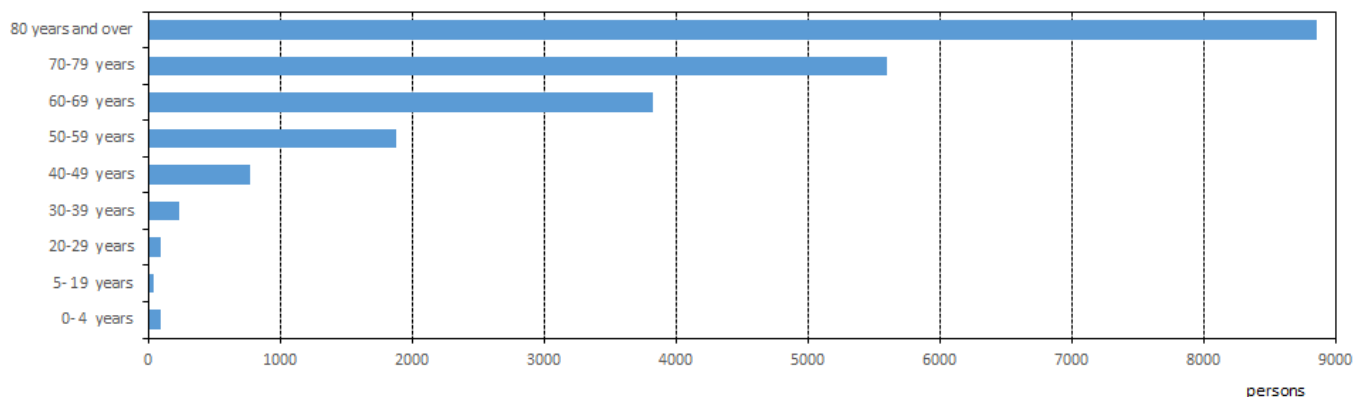


[The graph data in .xls format](#)

<sup>1</sup> The data for the months of 2022 and the months of 2023 are provisional.

In March 2023, 67.6% of the total number of deaths were recorded for the persons aged at least 70 (8857 deaths, accounting for 41.4% of the total, were recorded for the age group of 80 years and over; 5597 deaths, accounting for 26.2% of the total, were for persons aged 70-79) and 3819 deaths (17.9%) were for persons aged 60-69. By contrast, the fewest deaths were recorded for the age groups of 20-29 years (99 deaths), 0-4 years (90 deaths) and 5-19 years (41 deaths).

**Fig. 2 Deaths recorded in March 2023, by age group**



[The graph data in .xls format](#)

If we consider the main causes of death, in March 2023 the greatest number of persons died of diseases of the circulatory system (11701 persons, accounting for 54.7%), neoplasms (3894 persons, accounting for 18.2%) and diseases of the respiratory system (2098 persons, accounting for 9.8%).

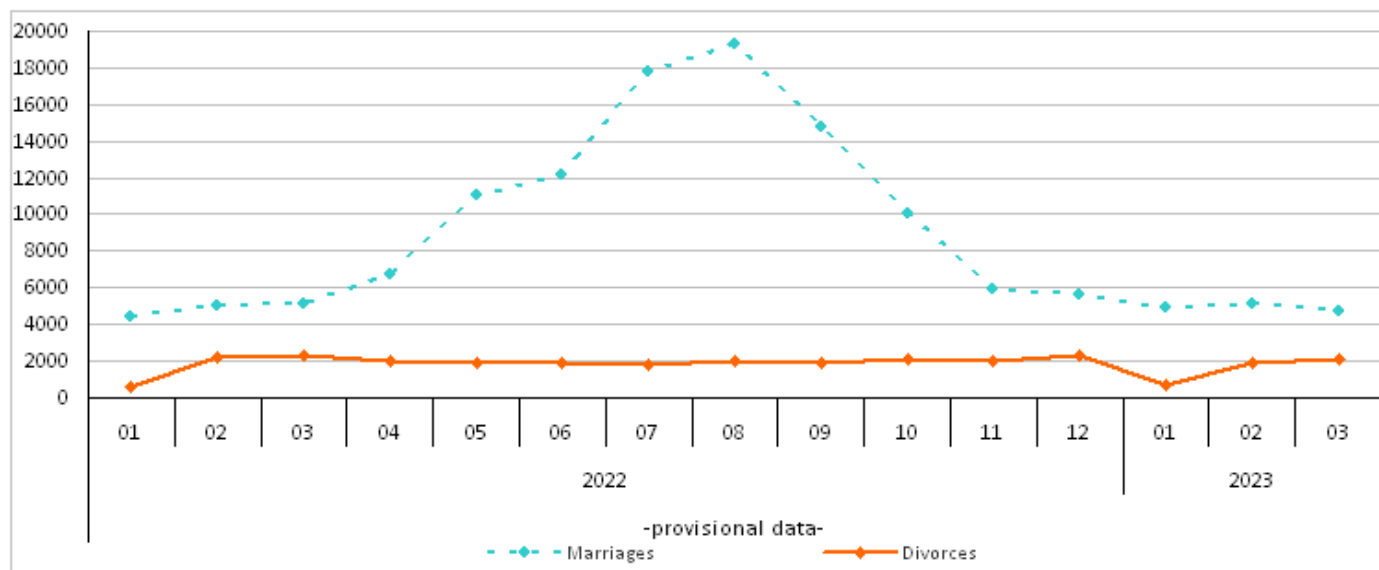
The **natural increase** remained negative in March 2023 (-9054); the number of deaths was 1.7 times higher than that of live births.

### Marriage rate and divorce rate<sup>1</sup>

4762 **marriages** were recorded at Register Offices in March 2023, 337 less than in February 2023.

2140 **divorces** were formally pronounced by final court decree and in accordance with Law No 202/2010 in March 2023, 215 more than in February 2023.

**Fig. 3 Evolution of the number of marriages and divorces from January 2022 to March 2023**



[The graph data in .xls format](#)

## March 2023 compared to March 2022

### Birth rate, death rate and natural increase<sup>1</sup>

The number of **live births** recorded in March 2023 was smaller by 934 than in the same month of 2022.

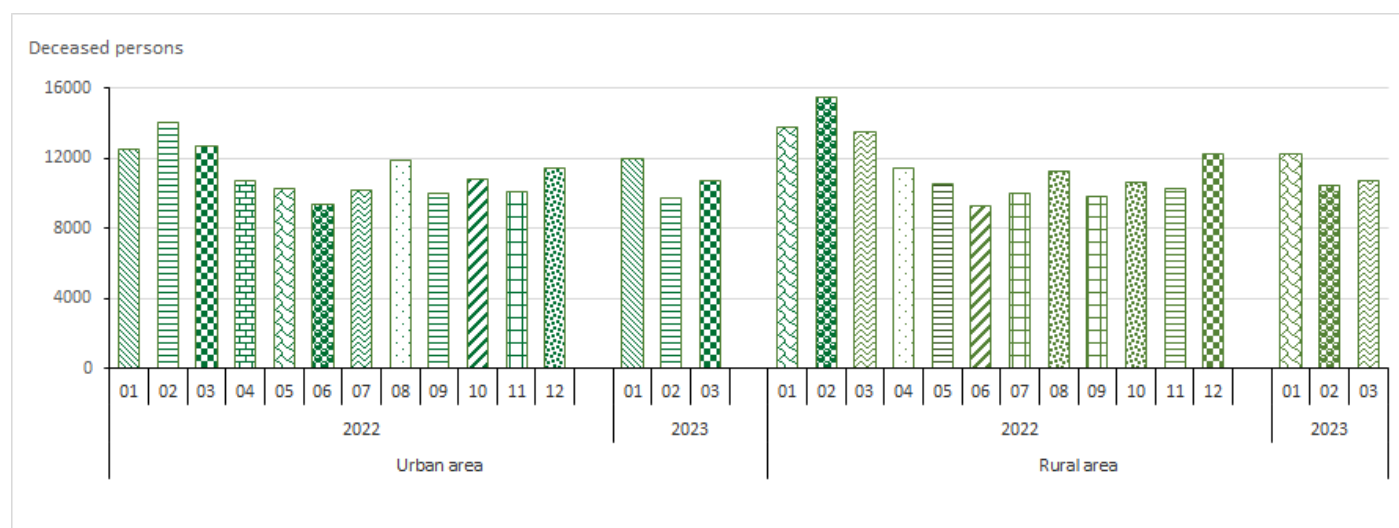
The **natural increase** was negative both in March 2023 (-9054 persons) and in March 2022 (-12943 persons).

The number of persons who **died** in March 2023 was smaller by 4823 than in March 2022. Based on the three main causes of death, 3075 less deaths due to diseases of the circulatory system were recorded in March 2023 than in March 2022, the number of deaths due to diseases of the respiratory system was lower by 1554, and 139 more deaths due to neoplasms were reported.

The number of **children under 1 year who died** was smaller by 7 in March 2023 than the one recorded in March 2022.

In March 2023, the deaths of 10677 persons (5478 men and 5199 women) were recorded in the urban area and 10714 deaths (5619 men and 5095 women) were recorded in the rural area. Compared to the same month of 2022, the number of persons who died decreased by 2061 persons (1307 men and 754 women) in the urban area and by 2762 persons (1400 men and 1362 women) in the rural area.

**Fig. 4 Evolution of the number of deceased persons by area of residence from January 2022 to March 2023**



[The graph data in .xls format](#)

### Marriage rate and divorce rate<sup>2</sup>

The number of **marriages** decreased by 334 in March 2023 compared to the number recorded in the same month of the previous year.

139 less **divorces** than in March 2022 were formally pronounced by final court decree and in accordance with Law No 202/2010 in March 2023.

#### Additional information:

**Natural increase** represents the difference between the number of live births and the number of deceased persons during the reference period. The data for the months of 2022 and 2023 are provisional, with the events being presented according to the date when they were recorded and not according to the date when the vital events occurred; due to this reason, the data related to the two years will experience changes by including the belatedly recorded events (after the month of reference), by excluding the events recorded during the reference month but which occurred the previous month or before the previous month and by redistributing the events by month according to the date of occurrence. For an accurate interpretation of the indicators, please see the [Methodological explanations attached to the press release on the homepage](#). The next press release on vital statistics will be issued on 12 June 2023. Press release archive: <https://insse.ro/cms/en/comunicate-de-pres-a-view>  
**Communication Directorate** E-mail: [biroupres@insse.ro](mailto:biroupres@insse.ro); telephone: +4021 3181869

<sup>2</sup> The data for the months of 2022 and the months of 2023 are provisional.