

Domain: Vital statistics

## Vital statistics in January 2024

- In January 2024, the number of recorded births decreased compared to January 2023 but increased compared to the previous month.
- The number of deaths recorded in January 2024 rose compared to both January 2023 and the previous month.
- In January 2024, the number of recorded marriages and divorces decreased compared to both January 2023 and December 2023.

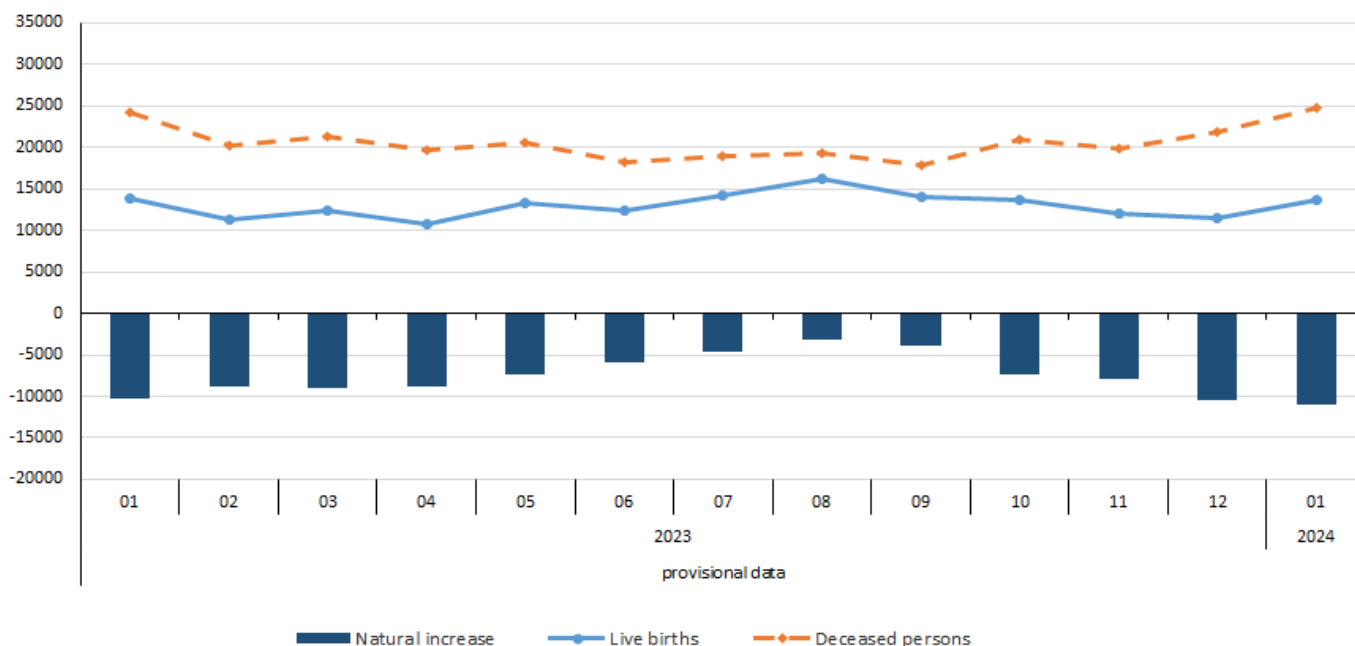
### January 2024 compared to December 2023

#### Birth rate, death rate and natural increase<sup>1</sup>

The **births** of 13743 children were recorded in January 2024, 2312 more (+20.2%) than in December 2023. The number of **deaths** recorded in January 2024 was 24727 (12890 men and 11837 women), 2810 deaths more than in December 2023, which amounted to an increase of 12.8% (+12.3% men and +13.4% women). The number of **deaths of children under 1 year** recorded in January 2024 was 89, an increase of 8 deaths compared to December 2023.

The **natural increase** remained negative in January 2024 (-10984); the number of deaths was 1.8 times higher than that of live births.

**Fig. 1 Evolution of the number of live births and deceased persons and of the natural increase from January 2023 to January 2024**

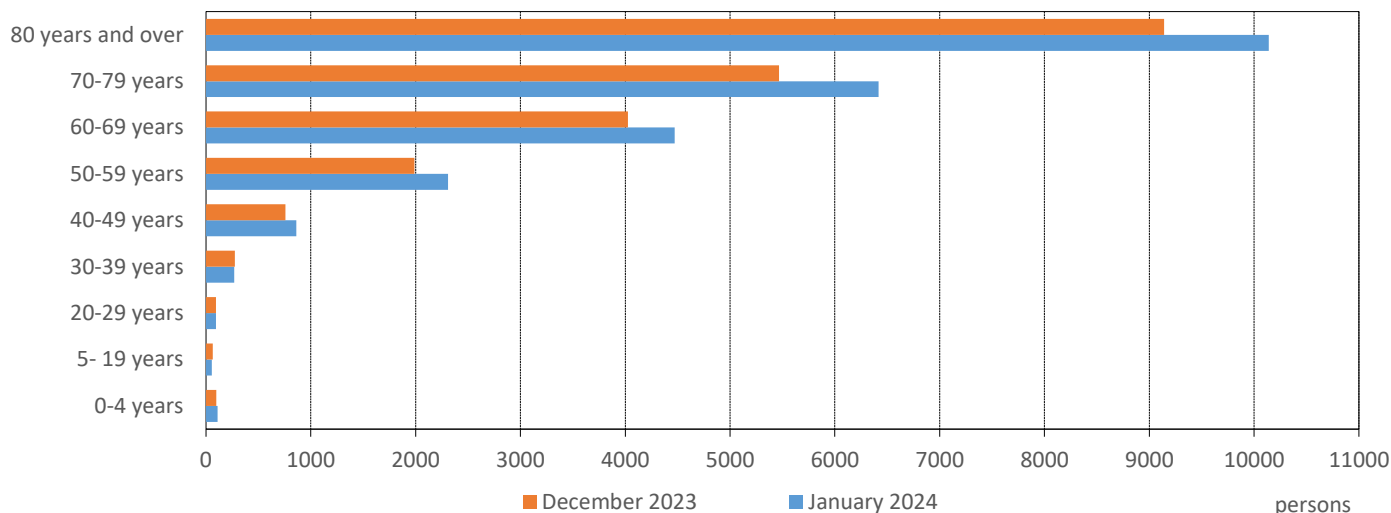


[The graph data in .xls format](#)

<sup>1</sup> The data for the months of 2023 and January 2024 are provisional.

In January 2024, 41.0% (10139 deaths) of the total number of deaths were recorded for the age group of 80 years and over, 25.9% (6416 deaths) were recorded for persons aged 70-79 and 18.1% (4472 deaths) were for persons aged 60-69. By contrast, the fewest deaths were recorded for the age groups of 0-4 years (111 deaths), 5-19 years (54 deaths) and 20-29 years (95 deaths).

**Fig. 2 Deaths recorded in December 2023 and January 2024, by age group**



[The graph data in .xls format](#)

If we consider the main causes of death, in January 2024 the greatest number of persons died of diseases of the circulatory system (13343 persons, accounting for 54.0%), neoplasms (4077 persons, accounting for 16.5%) and diseases of the respiratory system (2922 persons, accounting for 11.8%).

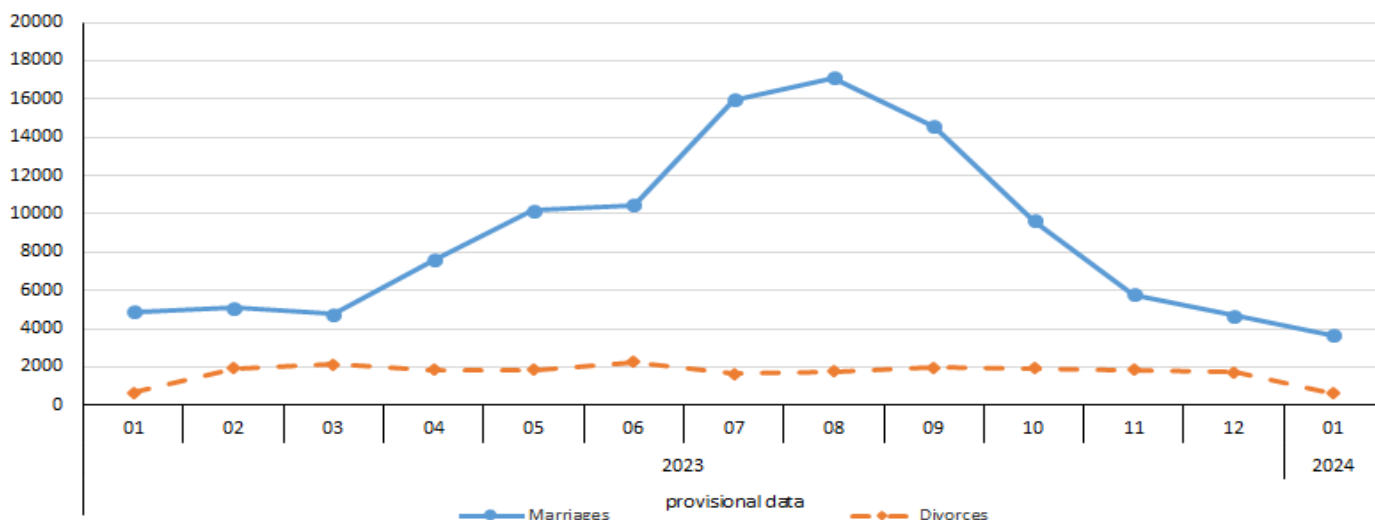
### Marriage rate and divorce rate<sup>2</sup>

3657 **marriages** were recorded at Register Offices in January 2024, 1013 less (-21.7%) than in December 2023.

589 **divorces** were formally pronounced by final court decree and by agreement between the spouses (via administrative proceedings or by means of a notarial procedure) in January 2024, 1134 less (-65.8%) than in December 2023.

In the January 2023-January 2024 period, the highest number of marriages was reported in August 2023 (17112) and the lowest number was recorded in January 2024 (3657).

**Fig. 3 Evolution of the number of marriages and divorces from January 2023 to January 2024**



[The graph data in .xls format](#)

<sup>2</sup> The data for the months of 2023 and January 2024 are provisional.

## January 2024 compared to January 2023

### Birth rate, death rate and natural increase<sup>1</sup>

The number of **live births** recorded in January 2024 was smaller by 138 (-1.0%) than in the same month of 2023.

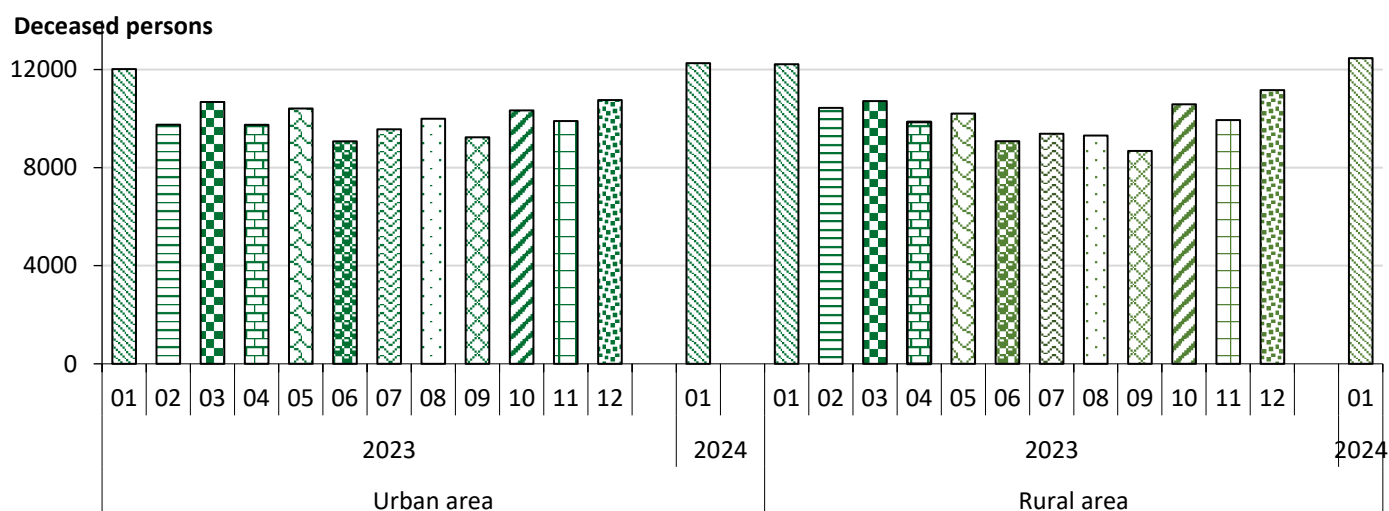
The number of persons who **died** in January 2024 was higher by 491 (+2.0%) than in January 2023, and the number of **children under one year who died** was higher by 4 in January 2024 than the one recorded in the same month of 2023.

The **natural increase** was negative both in January 2024 (-10984 persons) and in January 2023 (-10355 persons).

Based on the three main causes of death, 0.6% less deaths due to neoplasms were recorded in January 2024 than in January 2023, the number of deaths due to diseases of the respiratory system was higher by 9.0%, and the deaths caused by diseases of the circulatory system had the same values as in January 2023.

In January 2024, the deaths of 12261 persons (6268 men and 5993 women) were recorded in the urban area and 12466 deaths (6622 men and 5844 women) were recorded in the rural area. Compared to the same month of 2023, the number of recorded deaths increased by 2.0% both in the urban area (+2.4% for men and +1.6% for women) and in the rural area (+1.2% for men and +3.0% for women).

Fig. 4 Evolution of the number of deceased persons by area of residence from January 2023 to January 2024



[The graph data in .xls format](#)

### Marriage rate and divorce rate<sup>2</sup>

The number of **marriages** decreased by 1247 (-25.4%) in January 2024 compared to the number recorded in the same month of the previous year. 68 less **divorces** (-10.4%) than in January 2023 were formally pronounced by final court decree and by agreement between the spouses (via administrative proceedings or by means of a notarial procedure) in January 2024.

#### Additional information:

**Natural increase** represents the difference between the number of live births and the number of deceased persons during the reference period. The data for the months of 2023 and 2024 are provisional, with the events being presented according to the date when they were recorded and not according to the date when the vital events occurred; due to this reason, the data related to the two years will experience changes by including the belatedly recorded events (after the month of reference), by excluding the events recorded during the reference month but which occurred the previous month or before the previous month and by redistributing the events by month according to the date of occurrence. For an accurate interpretation of the indicators, please see the [Methodological explanations attached to the press release on the homepage](#). The next press release on vital statistics will be issued on 10 April 2024.

Press release archive: <https://insse.ro/cms/en/comunicate-de-presa-view>

Communication Directorate E-mail: [birou presa@insse.ro](mailto:birou presa@insse.ro); telephone: +4021 3181869