

Domain: Vital statistics

Vital statistics in January 2021 in the framework of the health crisis

- In January 2021, the number of recorded births decreased compared to January 2020 and compared to the previous month (December 2020).
- The number of deaths in January 2021 rose compared to the same month of the previous year but fell significantly compared to December 2020.
- In January 2021, the number of recorded marriages and the number of recorded divorces dropped both compared to December 2020 and compared to January 2020.

January 2021 compared to December 2020

Birth rate, death rate and natural increase¹

The **births** of 13852 children were recorded in January 2021, 2005 less than in December 2020.

The number of **deaths** recorded in January 2021 was 28390 (15218 men and 13172 women), 7726 deaths (4159 men and 3567 women) less than in December 2020. The number of **deaths of children under 1 year** recorded in January 2021 was 86, 1 death more than in December 2020.

The comparison with the previous month is influenced by the fact that the statistical recordings of vital events experience a time gap from month to month, due to the fact that there are vital events which occur in the last 4-5 days of the current month and which are mainly recorded in the following month. It should also be noted that the death rate has a seasonal evolution, with higher values in the winter months, while the lowest values belong to the months of July, August and September.

Table 1 Deaths recorded from January 2020 to January 2021

- persons -

Month	Recorded deaths ¹⁾	Deaths that occurred ²⁾ :		
		in the reference month	in the month preceding the reference month	two months or more before the reference month
A	1	2	3	4
Year 2020				
January	23352	22434	757	161
February	21699	20607	1092	-
March	22591	21335	1153	103
April	21812	20593	1049	170
May	20249	19317	796	136
June	21073	19542	1292	239
July	22417	20980	1133	304
August	23169	21765	1108	296
September	21973	20371	1196	406
October	27491	25733	1188	570
November	34769	32694	1625	450
December	36116	33324	2125	667
Year 2021				
January	28390	27099	1050	241

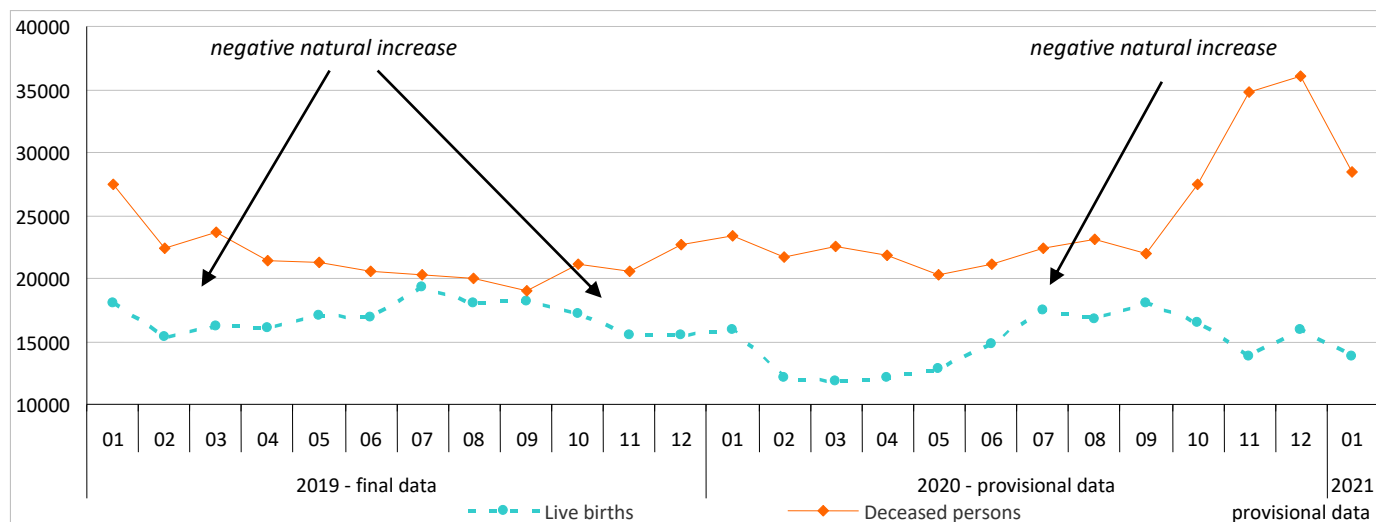
¹⁾ Provisional data broken down by month according to the date when the vital event was recorded

²⁾ Provisional data broken down by month according to the date when the vital event occurred

¹ The data for the months of 2020 and for January 2021 are provisional.

As shown by the data series in the graph below, the number of deaths in 2020 increased significantly in October, November and December compared to the same months of the previous year, and in January 2021 there was a rise in the number of deaths compared to January of the previous year but a considerable drop compared to December 2020.

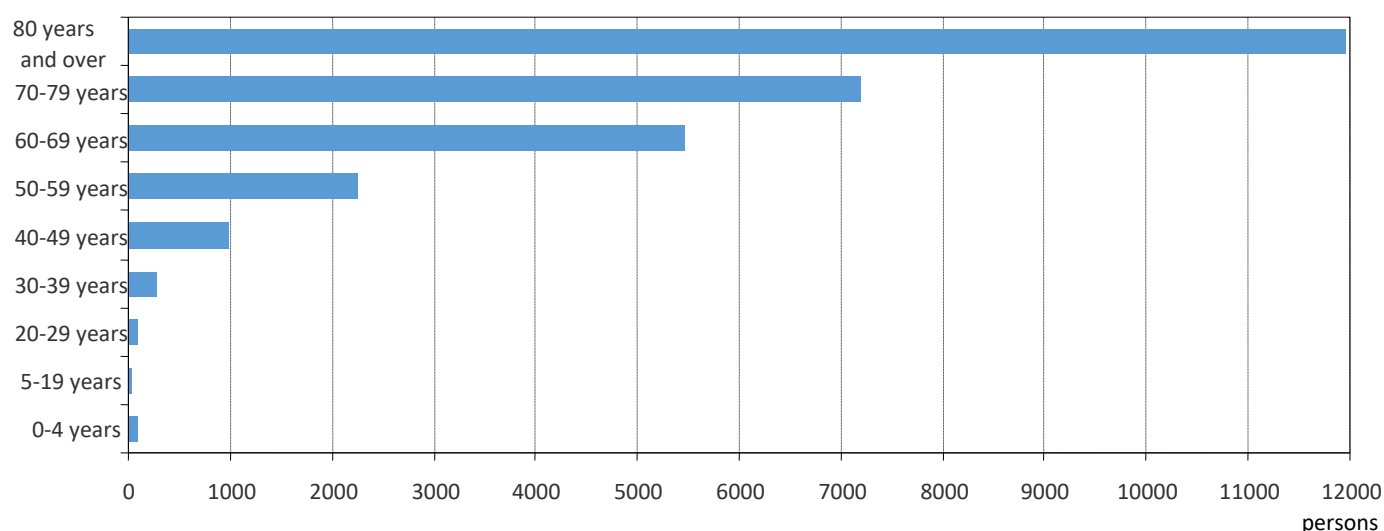
Fig. 1 Evolution of the number of live births and deceased persons from January 2019 to January 2021



[The graph data in .xls format](#)

In January 2021, over two thirds of the total number of deaths were recorded for the persons aged at least 70 (11967 deaths, accounting for 42.2% of the total, were recorded for the age group of 80 years and over; 7199 deaths, accounting for 25.4%, were for persons aged 70-79) and 5472 deaths (19.3%) were for persons aged 60-69. Naturally, by contrast, the fewest deaths were recorded for the age groups of 5-19 years (46 deaths), 20-29 years (91 deaths) and 0-4 years (95 deaths).

Fig. 2 Deaths recorded in January 2021, by age group



[The graph data in .xls format](#)

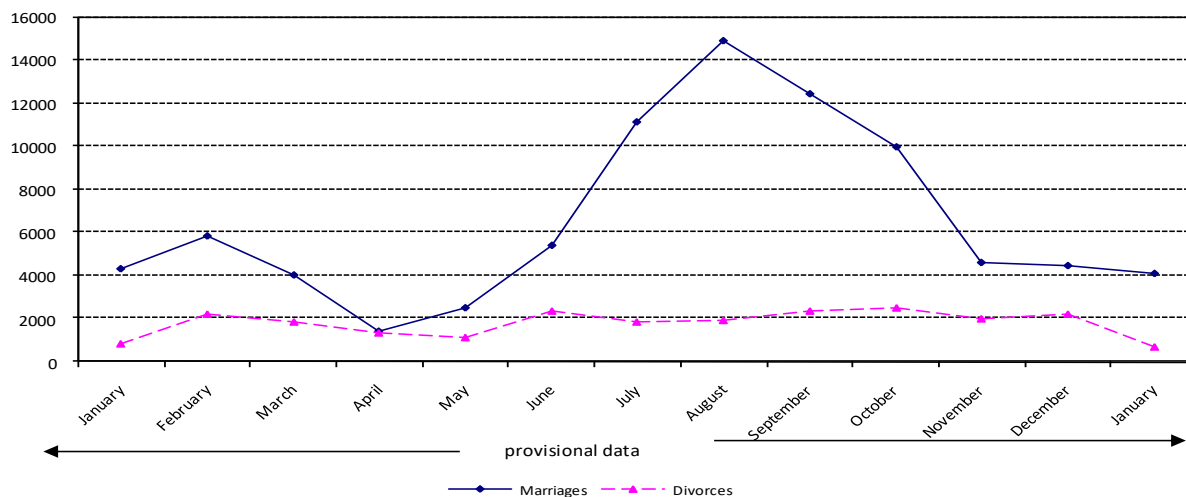
The **natural increase** remained negative in January 2021 (-14538); the number of deaths doubled that of live births.

Marriage rate and divorce rate¹

4139 **marriages** were recorded at Register Offices in January 2021, 314 less than in December 2020.

713 **divorces** were formally pronounced by final court decree and in accordance with Law No 202/2010 in January 2021, 1532 less than in December 2020.

Fig. 3 Evolution of the number of marriages and divorces from January 2020 to January 2021



[The graph data in .xls format](#)

January 2021 compared to January 2020¹

Birth rate, death rate and natural increase

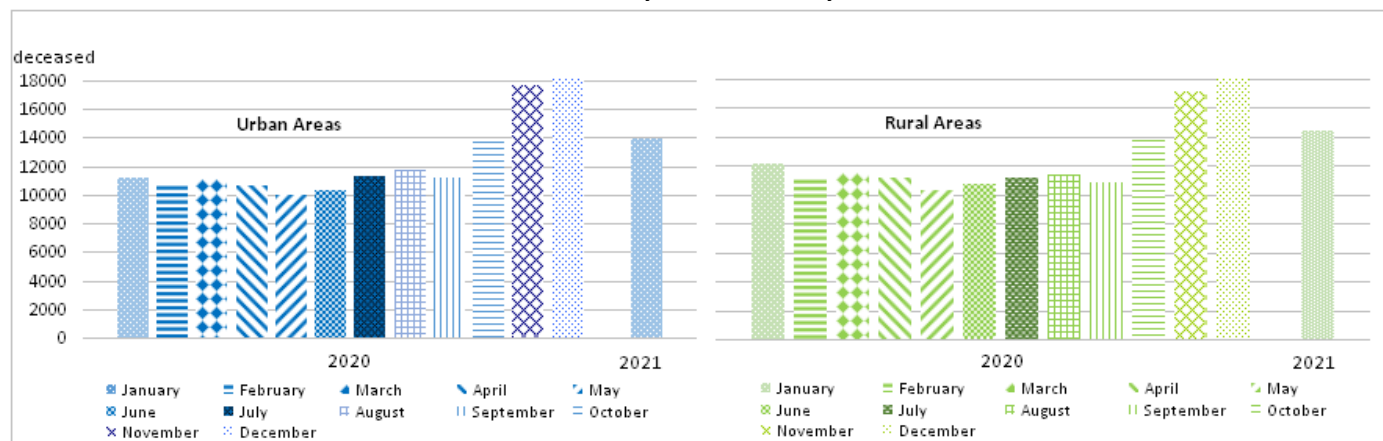
The number of **live births** recorded in January 2021 was smaller by 2119 compared to the same month of 2020.

The number of persons who **died** in January 2021 was greater by 5038 than in January 2020.

The negative **natural increase** was nearly twice higher in January 2021 than in January 2020 (-14538 persons in January 2021, compared to -7381 persons in January 2020).

The number of **children under 1 year who died** was smaller by 5 in January 2021 than the one recorded in January 2020.

Fig. 4 Evolution of the number of deceased persons by area of residence from January 2020 to January 2021



[The graph data in .xls format](#)

In January 2021, the deaths of 13970 persons (7544 men and 6426 women) were recorded in the urban area and 14420 deaths (7674 men and 6746 women) were recorded in the rural area. Compared to the same month of 2020, the number of persons who died increased by 2730 persons (1676 men and 1054 women) in the urban area and by 2308 persons (1219 men and 1089 women) in the rural area.

Marriage rate and divorce rate

The number of **marriages** decreased by 217 in January 2021 compared to the number recorded in the same month of the previous year.

123 less **divorces** than in January 2020 were formally pronounced by final court decree and in accordance with Law No 202/2010 in January 2021.

The effects of the health crisis on the vital events are visible, particularly in the case of deaths, which since June 2020 have experienced an upward trend compared to the same months of the previous year, and in the case of marriages, which since March 2020 have recorded drops in the number of events compared to the same months of the previous year. From January 2020 to January 2021, the number of births was smaller in each month than in the same month of the year before, except in December 2020, when the number of live births slightly exceeded the number of live births of December 2019.

For a complete characterisation of the vital events recorded in March 2020-January 2021, in the framework of the COVID-19 pandemic, one needs to take into account that the provisions of the military ordinances introduced certain limitations as far as the organisation of events with more than 3 persons attending is concerned, limited the travels outside the dwelling and outside the locality, suspended the activities in closed spaces, made the Union of Notaries Public extend the deadlines for the pending divorce files until after the state of emergency ends. The provisions of the Government Decisions for the period covered by the state of alert imposed certain limitations with regard to the number of people than can get together in public places, as well as measures stating that only the organisation of events with a very small number of participants is allowed, and, recently, a lockdown of certain localities was imposed and, once again, some activities that are carried out in closed spaces were suspended. The data need to be interpreted in correlation with the information from administrative sources, especially the information published by the Ministry of Health, through the National Institute of Public Health.

Additional information:

Natural increase represents the difference between the number of live births and the number of deceased persons during the reference period.

The data for the months of the year 2021 are provisional, with the events being presented according to the date when they were recorded and not according to the date when the vital events occurred; due to this reason, the data related to the year 2021 will experience changes by including the belatedly recorded events (after the month of reference), by excluding the events recorded during the reference month but which occurred the previous month or before the previous month and by redistributing the events by month according to the date of the occurrence. For an accurate interpretation of the indicators, please see the [Methodological explanations attached to the press release on the homepage](#). The next press release on vital statistics will be issued on 12 April 2021.

Press release archive: <https://insse.ro/cms/en/content/archive-press-releases>

Communication Directorate

E-mail: biroupresa@insse.ro; telephone: +4021 3181869