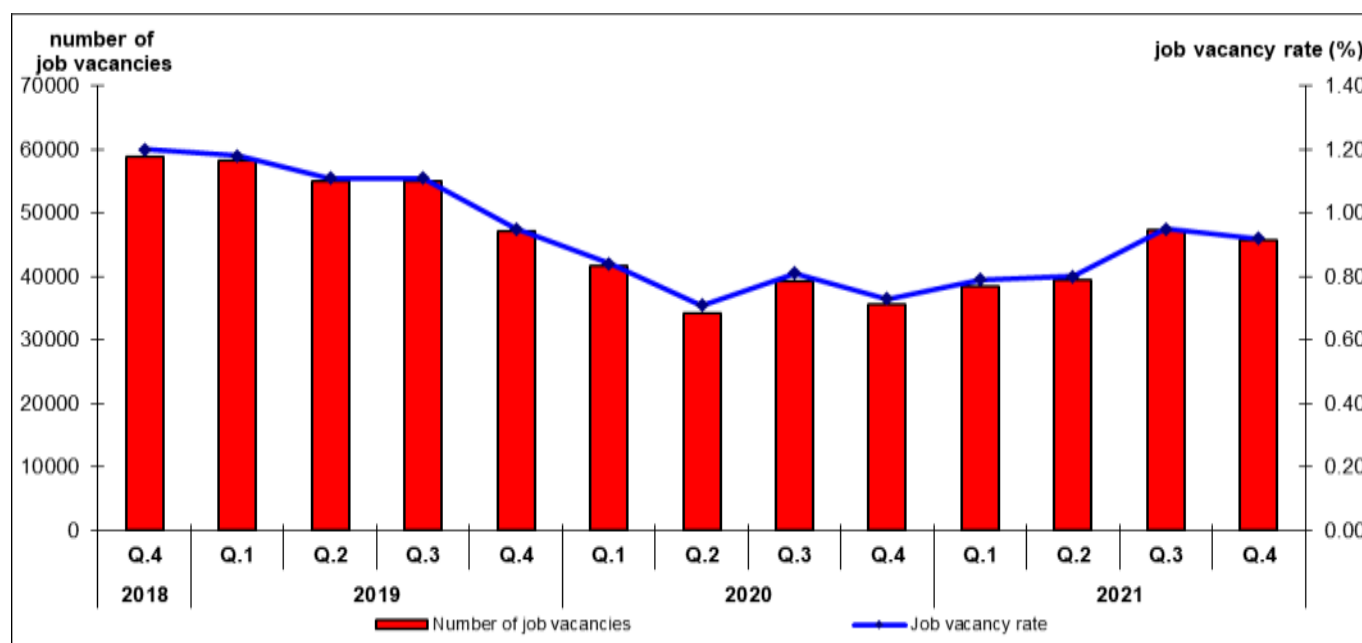


Area: Labour Market

## LESS JOB VACANCIES IN THE FOURTH QUARTER 2021

- In the fourth quarter 2021, the **number of job vacancies** was 45.6 thousand, decreasing by 1.6 thousand as against the **previous quarter**.
- The **job vacancies rate**<sup>1</sup> was 0.92%, decreasing by 0.03 percentage points as against the **previous quarter**.
- By comparison with the **same quarter 2020**, the **job vacancies rate** increased by 0.19 percentage points and **the number of job vacancies** increased by 10.0 thousand.

Rate and number of job vacancies  
– Quarter IV 2018 – Quarter IV 2021 –



[Graph data \(xls\)](#)

### The rate and the number of job vacancies by economic activities

In the fourth quarter 2021, the **highest job vacancies rates** were registered in *public administration* (1.97%), *arts, entertainment and recreation* (1.74%), *information and communication* (1.62%) respectively *human health and social work activities* (1.58%).

In *manufacturing* was concentrated less than one fourth of the total number of job vacancies (10.6 thousand job vacancies), having a rate value of 0.97%.

The budgetary sector<sup>2</sup> summed up almost 28% of the total number of job vacancies.

Thus, 5.8 thousand job vacancies were found in *human health and social work activities*, 5.5 thousand job vacancies in *public administration*, and 1.4 thousand job vacancies in *education*.

<sup>1</sup> **Job vacancies rate** represents the ratio between number of job vacancies and total number of jobs (occupied and vacant, except those blocked or meant only for promotion inside the enterprise or institution), expressed in percentages.

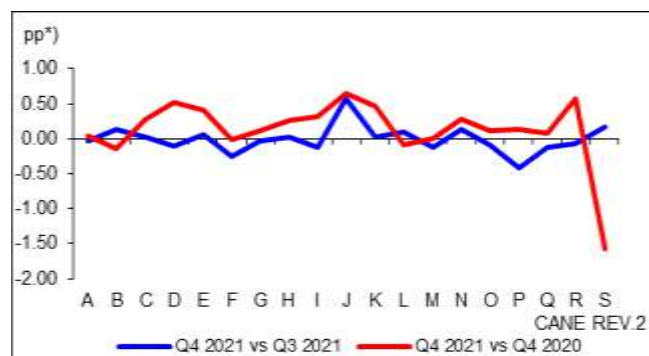
<sup>2</sup> See methodological notes

At the opposite side, the job vacancies rate registered the **lowest** values in *construction* (0.26%), *real estate activities* (0.27%) and *mining and quarrying* (0.29%).

The **fewest** job vacancies were found in *real estate activities* (0.04 thousand job vacancies), *mining and quarrying* (0.1 thousand job vacancies), respectively in those of *other service activities* (0.2 thousand job).

#### Quarter IV 2021 compared to previous periods

As against the **previous quarter**, for both the rate and the number of job vacancies, the most relevant **decreases** were found in *education* (-0.41 percentage points, respectively -1.4 thousand job vacancies) and *construction* (-0.26 percentage points, respectively -1.1 thousand job vacancies). The most significant **increase** was in *information and communication* (+0.58 percentage points, respectively +1.3 thousand job vacancies).



\*) pp – percentage points

[Graph data \(xls\)](#)

As against **the same quarter of the previous year**, most economic activities registered **increases**, for both the rate and the number of job vacancies.

Thus, the most relevant **increases** of the job vacancies rate were in *information and communication* (+0.64 percentage points), *arts, entertainment and recreation* (+0.58 percentage points), respectively in *electricity, gas, steam and air conditioning supply* (+0.52 percentage points).

As regarding the number of job vacancies, the most important **increases** were registered in *manufacturing* (+3.1 thousand job vacancies), *information and communication* (+1.5 thousand job vacancies), respectively *wholesale and retail trade; repair of motor vehicles and motorcycles* (+1.0 thousand job vacancies).

At the opposite side, the most significant **decreases** for both the rate and the number of job vacancies were found in *other service activities* (-1.57 percentage points, respectively -0.7 thousand job vacancies).

#### The rate and the number of job vacancies by major groups of occupations

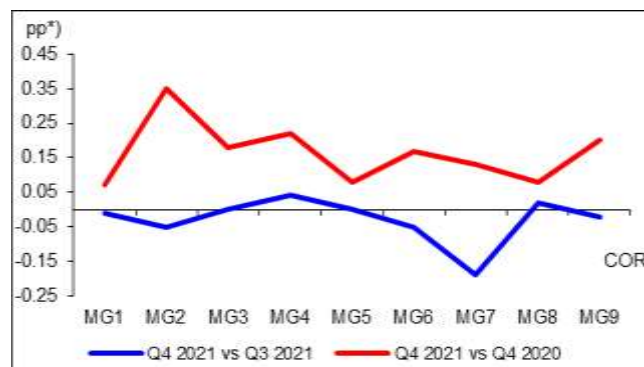
In the fourth quarter 2021, the **highest** values were registered for the occupations related to *professionals* – major group 2, for both the rate and the number of job vacancies (1.21%, respectively 13.7 thousand job vacancies).

The **lowest** values for both indicators were registered in occupations related to *skilled agricultural, forestry and fishery workers* – major group 6 (0.48%, respectively 0.1 thousand job vacancies) and to *managers* – major group 1 (0.52%, respectively 1.8 thousand job vacancies).

#### Quarter IV 2021 compared to previous periods

As against **the previous quarter**, the most relevant **decreases**, for both the rate and the number of job vacancies was for the occupations related to *craft and related trades workers* – major group 7 (-0.19 percentage points, respectively -1.3 thousand job vacancies) and to *professionals* – major group 2 (-0.05 percentage points, respectively -0.4 thousand job vacancies).

At the opposite side, both indicators registered higher **increases** for occupations related to *clerical support workers* – major group 4 (+0.04 percentage points, respectively +0.1 thousand job vacancies) and for those of *plant and machine operators and assemblers* – major group 8 (+0.02 percentage points, respectively +0.1 thousand job vacancies).



\*) pp – percentage points

[Graph data \(xls\)](#)

As against the **same quarter of the previous year**, the two analysed indicators registered only **increases** for all major groups of occupations, the most relevant one being for occupations related to *professionals* – major group 2 (+0.35 percentage points, respectively +4.4 thousand job vacancies).

Also, the *job vacancies rate* knew more relevant **increases** for occupations related to *clerical*

*support workers* – major group 4 (+0.22 percentage points) and in *elementary occupations* – major group 9 (+0.20 percentage points).

As regarding the *number of job vacancies* more significant **increases** were registered also for *elementary occupations* – major group 9 (+1.5 thousand job vacancies), respectively for *technicians and associate professionals* – major group 3 (+1.0 thousand job vacancies).

#### Additional information

For an accurate interpretation of the indicators, please see the [Methodological notes](#) attached to the press release on the homepage.

*The job vacancies rates and the number of vacancies are presented in the [Annex](#).*

*Additional information can be obtained on-line, accessing:*

- TEMPO database (starting with February 24<sup>th</sup>, 2022):  
<http://statistici.insse.ro:8077/tempo-online/#/pages/tables/insse-table>
- the Monthly Statistical Bulletin no. 1/2022:  
<https://insse.ro/cms/en/publicatii-statistice-in-format-electronic>

The next press release on job vacancies (*annual data*) will be issued on March 30<sup>th</sup>, 2022.

Press release archive:

<https://insse.ro/cms/en/comunicate-de-presa-view>

**Directorate of Communication**

e-mail: [biroupresa@insse.ro](mailto:biroupresa@insse.ro);

Tel: +4021 3181869