

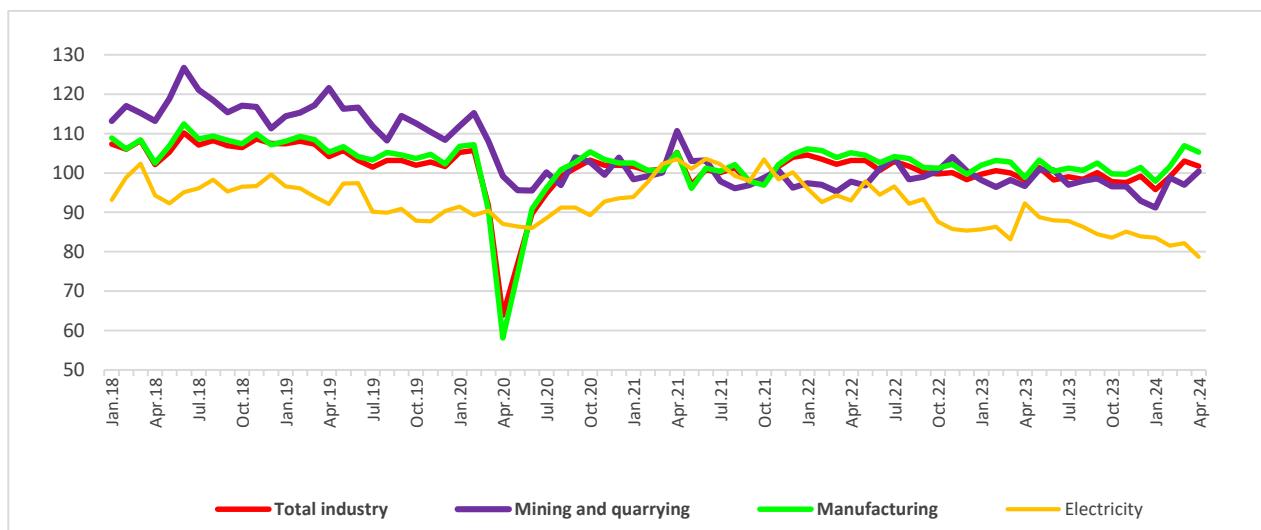
Domain: Industry

INDUSTRIAL PRODUCTION IN APRIL 2024

- In **April 2024**, industrial production decreased by 2.1% as gross series **compared to March 2024** and was down 1.3% as series adjusted by number of working days and seasonality.
- **Compared to April 2023**, industrial production rose by 12.1% as gross series and was up 3.6% as series adjusted by number of working days and seasonality.
- In the **1.I-30.IV.2024 period**, industrial production increased by 0.8% as gross series compared to the 1.I-30.IV.2023 period and was up 0.2% as series adjusted by number of working days and seasonality.

Monthly evolution of industrial production
 - January 2018-April 2024 -
 - series adjusted by number of working days and seasonality -

2021=100



[The data of the graph in xls format](#)

In **April 2024**, industrial production (**the gross series**) decreased by 2.1% **compared to the previous month** due to falls in the three industrial sectors: the electricity, gas, steam and air conditioning supply (-16.7%), mining and quarrying (-0.3%) and manufacturing (-0.1%).

Industrial production (**the series adjusted by number of working days and seasonality**) decreased by 1.3% **compared to the previous month** due to the drops reported for the electricity, gas, steam and air conditioning supply (-4.3%) and manufacturing (-1.5%). Mining and quarrying rose by 3.5%.

Compared to the same month of the previous year, industrial production (**the gross series**) increased by 12.1% due to the rises recorded for manufacturing (+16.9%) and mining and quarrying (+5.0%). The electricity, gas, steam and air conditioning supply was down 14.7%.

Industrial production (**the series adjusted by number of working days and seasonality**) was up 3.6% **from the same month of the previous year** due to rises in manufacturing (+6.4%) and mining and quarrying (+3.9%). The electricity, gas, steam and air conditioning supply dropped 14.8%.

In the **1.I-30.IV.2024 period**, industrial production (**the gross series**) rose by 0.8% compared to the 1.I-30.IV.2023 period. Manufacturing was up 1.9%, while drops were reported for the electricity, gas, steam and air conditioning supply (-5.3%) and mining and quarrying (-0.5%).

Industrial production (**the series adjusted by number of working days and seasonality**) was up 0.2% in **the 1.I-30.IV.2024 period** from the 1.I-30.IV.2023 period due to the rise in manufacturing (+1.2%). The electricity, gas, steam and air conditioning supply was down 6.2%, and mining and quarrying dropped 0.5%.

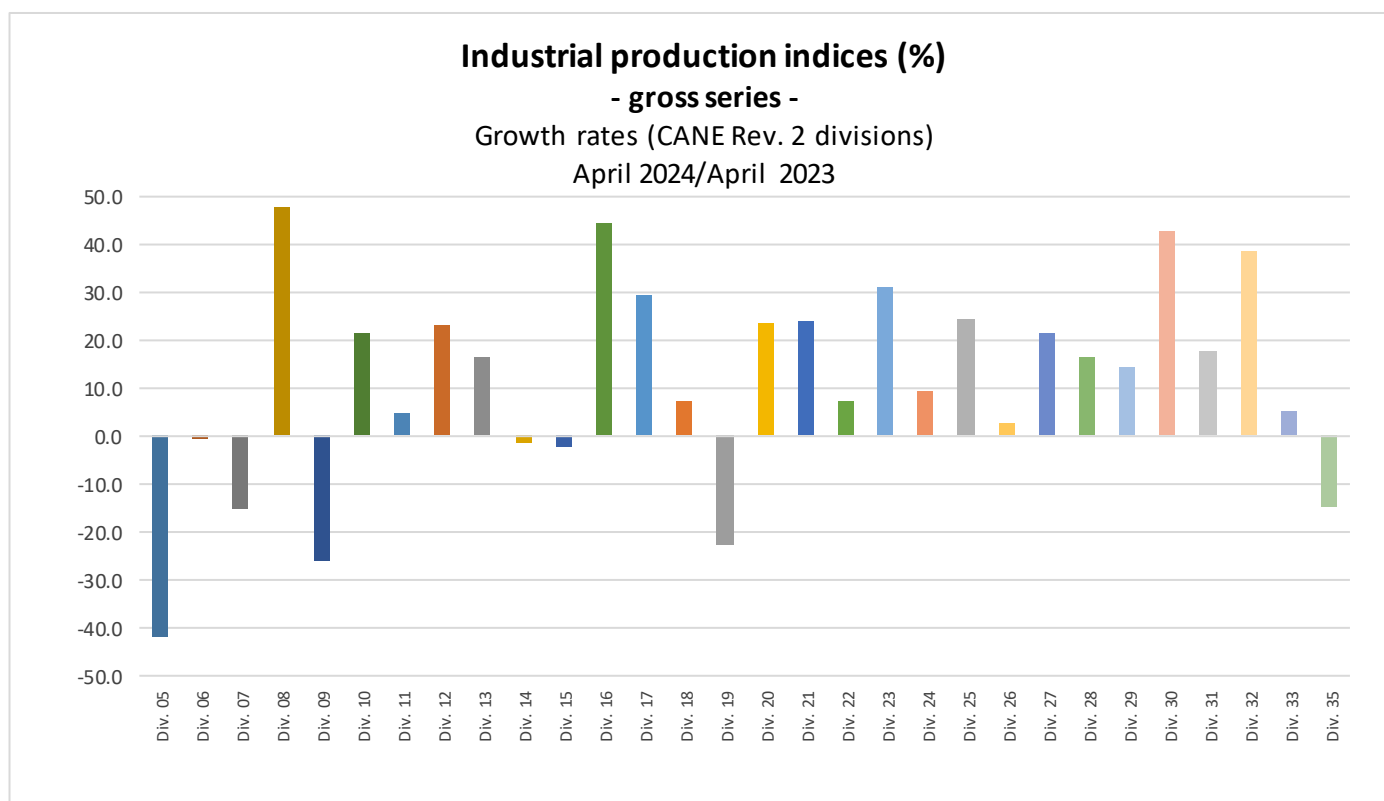
Industrial Production Indices, for the total and by section of industry

- percentages -

Industrial Production Index – IPI		April 2024 compared to:		1.I-30.IV.2024/ 1.I-30.IV.2023
		March 2024	April 2023	
TOTAL	G	97.9	112.1	100.8
	S	98.7	103.6	100.2
Mining and quarrying	G	99.7	105.0	99.5
	S	103.5	103.9	99.5
Manufacturing	G	99.9	116.9	101.9
	S	98.5	106.4	101.2
Electricity	G	83.3	85.3	94.7
	S	95.7	85.2	93.8

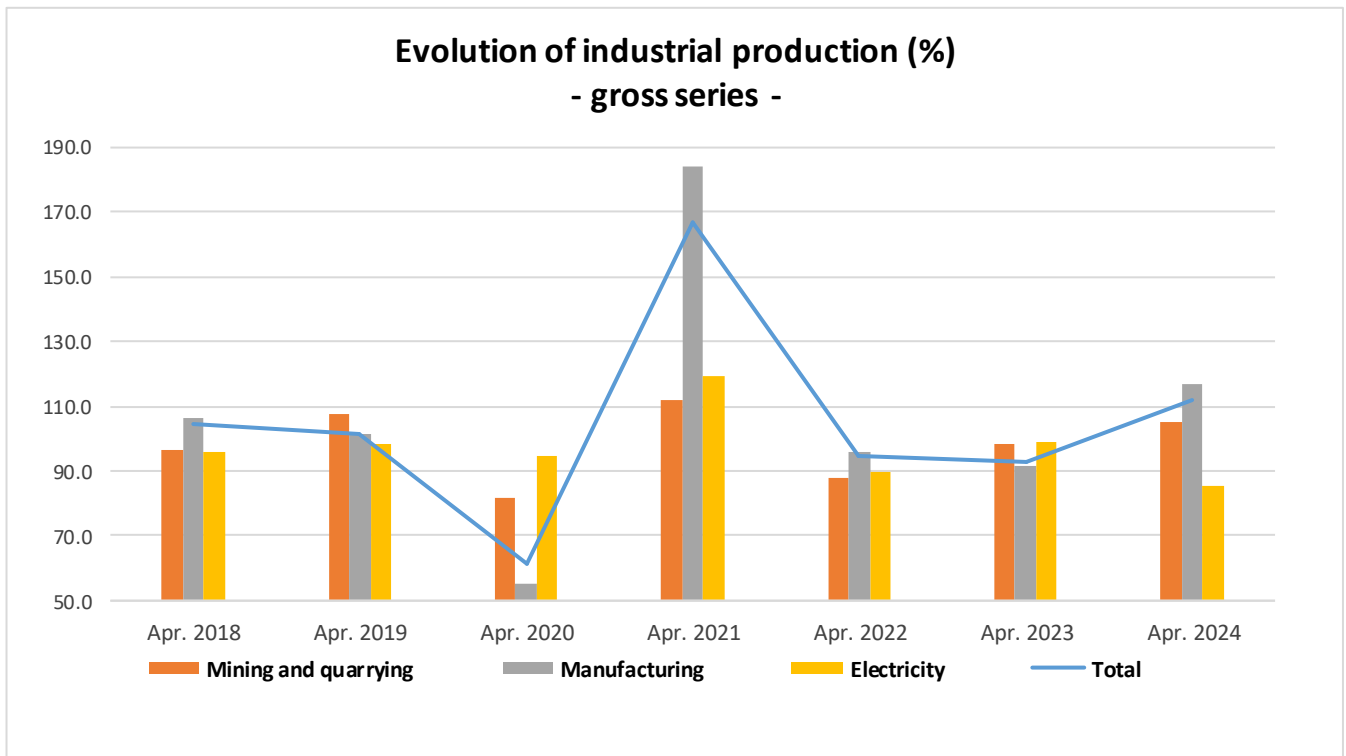
G = gross series; S = series adjusted by number of working days and seasonality

[The data of the table in xls format](#)



Div.	Name of the division	Div.	Name of the division
05	Mining of coal and lignite	20	Manufacture of chemicals and chemical products
06	Extraction of crude petroleum and natural gas	21	Manufacture of basic pharmaceutical products and pharmaceutical preparations
07	Mining of metal ores	22	Manufacture of rubber and plastic products
08	Other mining and quarrying	23	Manufacture of other non-metallic mineral products
09	Mining support service activities	24	Manufacture of basic metals
10	Manufacture of food products	25	Manufacture of fabricated metal products, except machinery and equipment
11	Manufacture of beverages	26	Manufacture of computer, electronic and optical products
12	Manufacture of tobacco products	27	Manufacture of electrical equipment
13	Manufacture of textiles	28	Manufacture of machinery and equipment n.e.c.
14	Manufacture of wearing apparel	29	Manufacture of motor vehicles, trailers and semi-trailers
15	Tanning and dressing of leather; manufacture of luggage, handbags, saddlery, harness and footwear; dressing and dyeing of furs	30	Manufacture of other transport equipment
16	Manufacture of wood and of products of wood and cork, except furniture; manufacture of articles of straw and plaiting materials	31	Manufacture of furniture
17	Manufacture of paper and paper products	32	Other manufacturing
18	Printing and reproduction of recorded media	33	Repair and installation of machinery and equipment
19	Manufacture of coke and refined petroleum products	35	Electricity, gas, steam and air conditioning supply

- same month=100 -



Additional information:

- ✓ The industrial production index (IPI) is a volume index and measures the evolution of the results of industrial activities in one period compared to another.
- ✓ The industrial production indices describe the evolution of industry overall, by CANE Rev. 2 sections (mining and quarrying, manufacturing, the electricity, gas, steam and air conditioning supply) and divisions, as well as by main industrial groupings.
- ✓ The indices are calculated on the basis of a sample of representative products that are grouped into 719 CPSA 2015 elementary subclasses, for which quantitative data regarding the production achieved are recorded. The aggregation of the primary indices is done through a system of successive weightings; the first aggregated indices are those at the CANE Rev. 2 subclass level, and the next levels are determined as a weighted arithmetic mean of the indices of the immediately lower level.
- ✓ Beside the gross indices of industrial production, indices that are adjusted by number of working days and seasonality are also calculated on a monthly basis, through the regressive method, using the JDemetra+ software package (the TRAMO/SEATS method).

For more information, see the TEMPO online database of the NIS (the data for April 2024 will be available as of 13 June 2024), the Industry Statistical Bulletin (date of issue 21 June 2024) and the Monthly Statistical Bulletin (date of issue 26 June 2024).

Comparative data at EU level can be obtained from the Eurostat press release which comes out on Thursday, 13 June 2024, and which can be accessed at the following address: <https://ec.europa.eu/eurostat/web/main>.

The next press release on industrial production indices will be issued on Friday, 12 July 2024.

Press release archive: <https://insse.ro/cms/en/comunicate-de-pres-a-view>

Communication Directorate

E-mail: biroupres-a@insse.ro

Tel: +4021 3181869