

Domain: Investments

THE NET INVESTMENTS IN THE NATIONAL ECONOMY IN QUARTER III 2019

- Compared to quarter III 2018, in quarter III 2019 the net investments in the national economy summed up to 26841.7 million lei, increasing by 26.8%.
- Compared to period 1.I-30.IX.2018, in the period 1.I-30.IX.2019 the net investments in the national economy summed up to 67139.3 million lei, increasing by 18.6%.

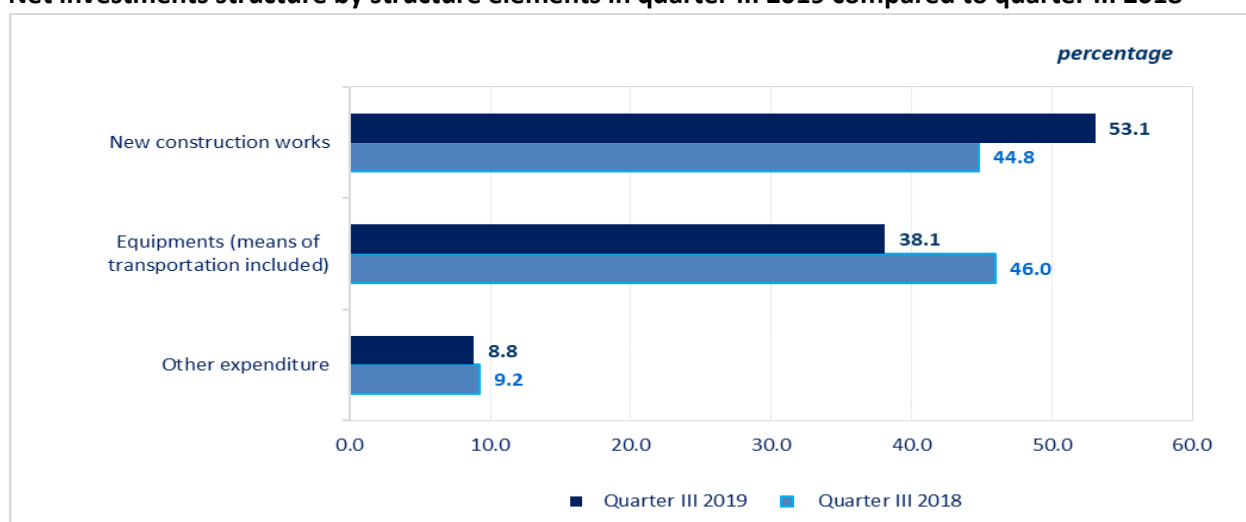
Net investments in the national economy, in quarter III 2019 compared to quarter III 2018

| | Quarter III 2019 -million lei current prices - | in % as against quarter III 2018 | Structure -%- | |
|---|--|---|---------------------|---------------------|
| | | | Quarter III 2018 | Quarter III 2019 |
| TOTAL | 26841.7 | 126.8 | 100.0 | 100.0 |
| New construction works | 14269.0 | 140.9 | 44.8 | 53.1 |
| Equipments (means of transportation included) | 10221.6 | 114.6 | 46.0 | 38.1 |
| Other expenditure | 2351.1 | 112.5 | 9.2 | 8.8 |

The table data (xls) will be accessible through the .rar file attached to the press release on the homepage.

Compared to quarter III 2018, in quarter III 2019 the net investments in the national economy increased by 26.8%, increase registered by all structure elements: **new construction works** (+40.9%), **equipments, means of transportation included** (+14.6%) and **other expenditure** (+12.5%).

Net investments structure by structure elements in quarter III 2019 compared to quarter III 2018



The chart data (xls) will be accessible through the .rar file attached to the press release on the homepage.

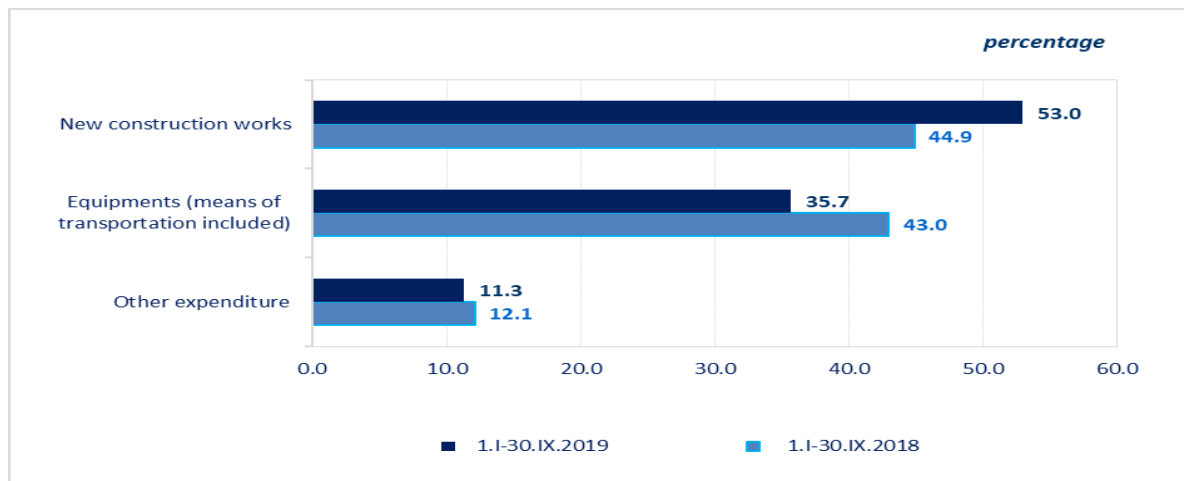
Net investments in the national economy, in the period 1.I-30.IX.2019 compared to period 1.I-30.IX.2018

| | 1.I-30.IX.2019 - million lei, current prices - | in % as against 1.I-30.IX.2018 | Structure (%) | |
|---|--|--------------------------------------|--------------------|--------------------|
| | | | 1.I-30.IX. 2018 | 1.I-30.IX. 2019 |
| TOTAL | 67139.3 | 118.6 | 100.0 | 100.0 |
| New construction works | 35577.0 | 134.0 | 44.9 | 53.0 |
| Equipments (means of transportation included) | 23979.3 | 104.8 | 43.0 | 35.7 |
| Other expenditure | 7583.0 | 106.9 | 12.1 | 11.3 |

The table data (xls) will be accessible through the .rar file attached to the press release on the homepage.

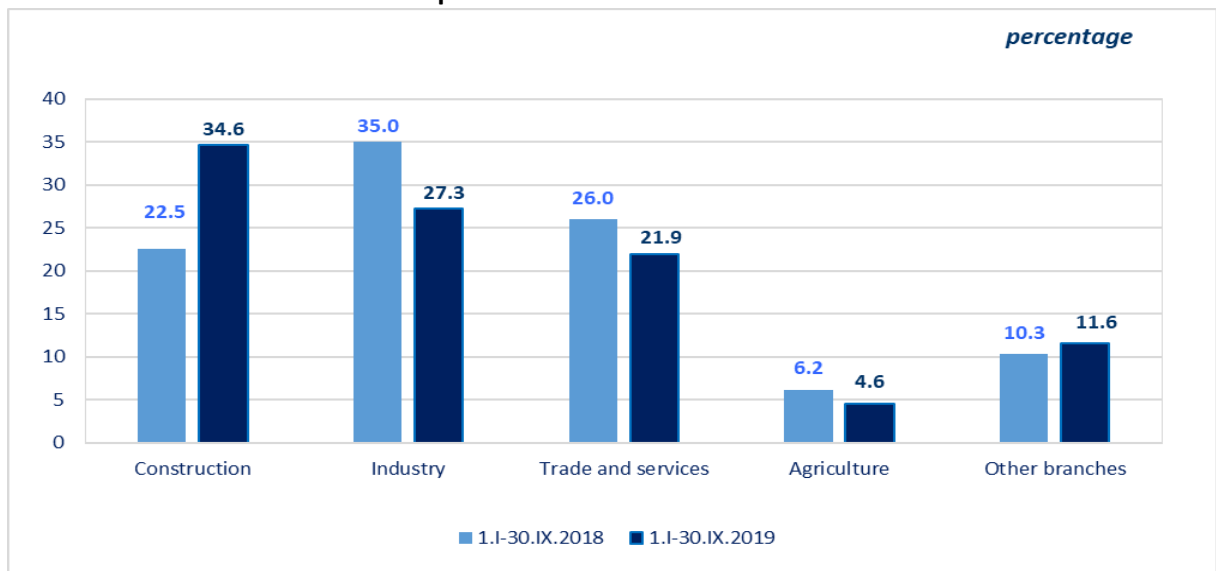
In the period 1.I-30.IX.2019, compared to period 1.I-30.IX.2018, the net investments in the national economy increased by 18.6%, increase registered by all structure elements: **new construction works (+34.0%)**, **other expenditure (+6.9%)** and **equipments (means of transportation included) (+4.8%)**.

Net investments structure by structure elements in the period 1.I-30.IX.2019 compared to period 1.I-30.IX.2018



The chart data (xls) will be accessible through the .rar file attached to the press release on the homepage.

Net investments structure by national economy activities in the period 1.I-30.IX.2019 compared to period 1.I-30.IX.2018



The chart data (xls) will be accessible through the .rar file attached to the press release on the homepage.

Additional information:

The net investments are the expenditure meant for the creation of new assets, for the development, modernization and reconstruction of existing ones, as well as for the value of the services on the property transfer of existing fixed assets and of lands with pay from other units or from the population (notary fees, commissions, expenses for transport, handling, etc.).

For the correct interpretation of the indicators, kindly see the [Methodological Notes attached to the press release on the homepage](#).

The next issue of the press release will be on Monday, March 9, 2020.

Press release archive: <http://www.insse.ro/cms/en/comunicate-de-presa-view>

The Communication Department

e-mail: birou presa@insse.ro

Tel: +4021 3181869