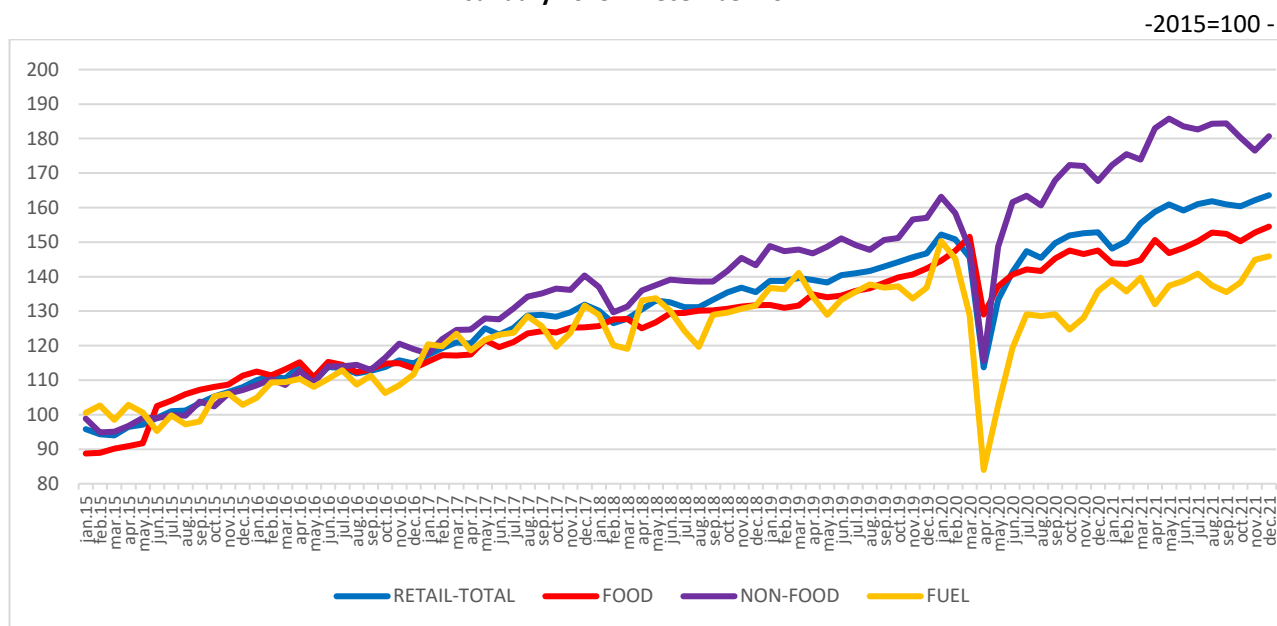


Domain: Trade and services

The retail turnover in December 2021

- Compared to the previous month, in December 2021 **the retail turnover volume (excluding the trade with motor vehicles and motorcycles)** increased both as gross series by **8.3%** and as adjusted series according to the number of working days and to seasonality by **0.9%**.
- Compared to the corresponding month of the previous year, **the retail turnover volume (excluding the trade with motor vehicles and motorcycles)** increased both as gross series by **7.2%** and as adjusted series according to the number of working days and to seasonality by **7.0%**.
- Compared to the period 1.I-31.XII.2020, in the period 1.I-31.XII.2021 **the retail turnover volume (excluding the trade with motor vehicles and motorcycles)** increased as gross series by **10.1%**.

Monthly evolution of the retail turnover in accordance to CANE Rev. 2
- adjusted series according to the number of working days and to seasonality -
-January 2015 – December 2021 -



Food = Prevalent sale of food, beverages and tobacco; Non-food = Prevalent sale of non-food products; Fuel = Retail of automotive fuel in specialised stores

[Chart data in xls \(XII.2020-XII.2021\)](#)

**Indices of the retail turnover volume
(excluding the trade with motor vehicles and motorcycles)**

		DECEMBER 2021 in % as against:		1.I-31.XII.2021/ 1.I-31.XII.2020 -%-
		NOVEMBER 2021	DECEMBER 2020	
Total retail (excluding the trade with motor vehicles and motorcycles)	B	108.3	107.2	110.1
	S	100.9	107.0	-
Prevalent sale of food, beverages and tobacco	B	119.6	105.4	105.5
	S	101.1	104.7	-
Prevalent sale of non-food products	B	105.3	107.8	113.6
	S	102.4	107.8	-
Retail of automotive fuel in specialised stores	B	96.4	109.6	111.6
	S	100.6	107.4	-

Note: B= gross series; S= adjusted series according to the number of working days and to seasonality

[Table data in xls format](#)

December 2021 as against November 2021

As against the previous month, in December 2021 the retail turnover volume (excluding the trade with motor vehicles and motorcycles), gross series, globally increased by 8.3% due to increases registered by the sale of food, beverages and tobacco (+19.6%) and by the sale of non-food products (+5.3%). The retail of automotive fuel in specialised stores decreased by 3.6%.

As against the previous month, in December 2021 the retail turnover volume (excluding the trade with motor vehicles and motorcycles), adjusted series according to the number of working days and to seasonality, globally increased by 0.9% due to the increases registered by the sale of non-food products (+2.4%), by the sale of food, beverages and tobacco (+1.1%) and by the retail of automotive fuel in specialised stores (+0.6%).

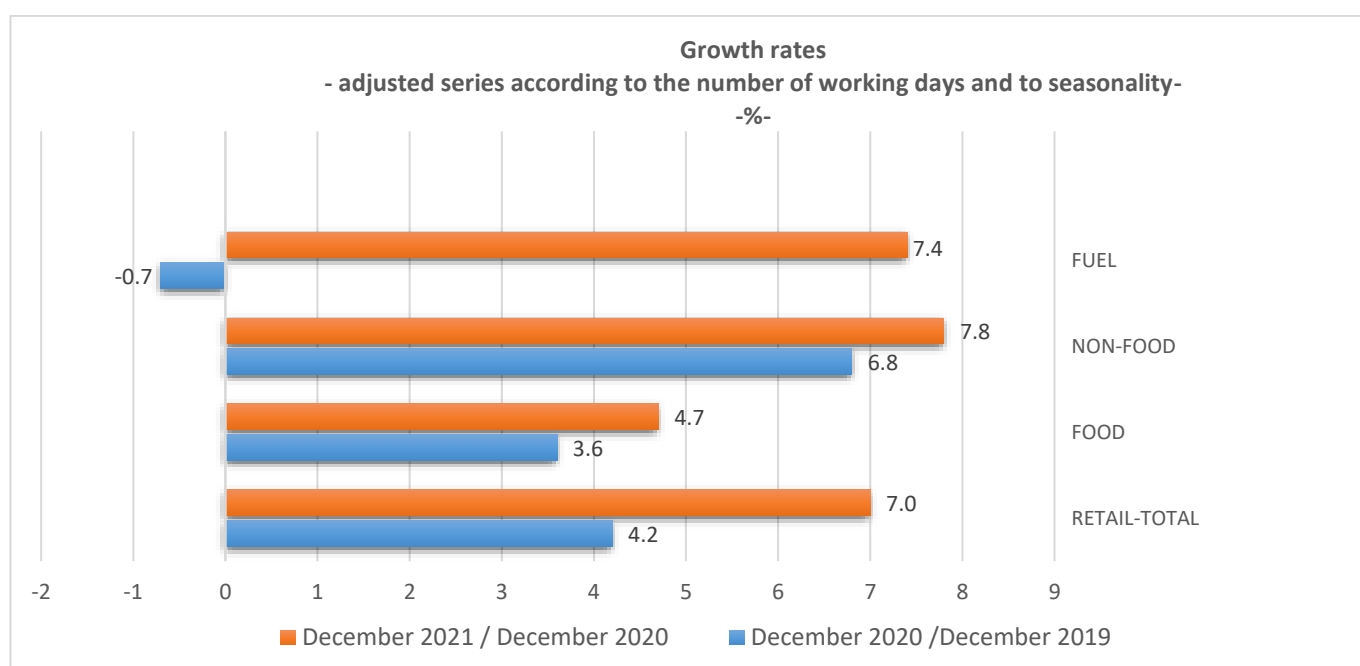
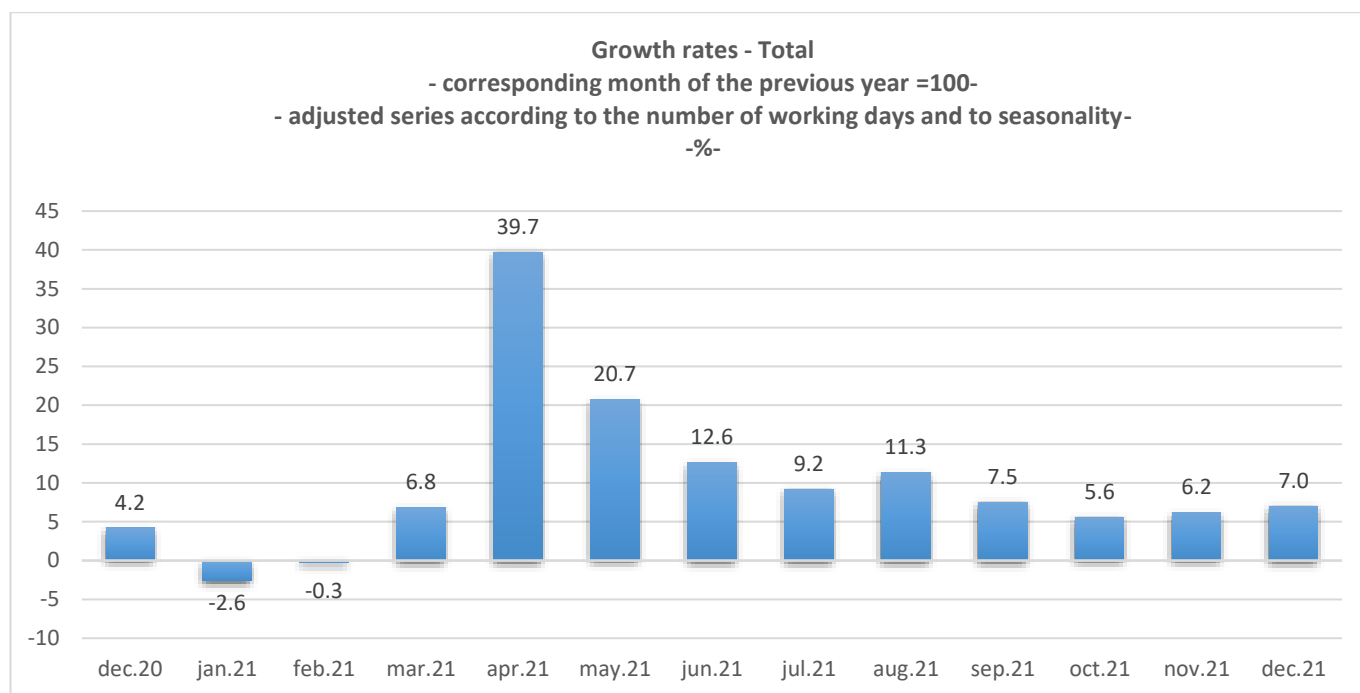
December 2021 as against December 2020

As against December 2020, in December 2021 the retail turnover volume (excluding the trade with motor vehicles and motorcycles), gross series, globally increased by 7.2% due to increases registered by the retail of automotive fuel in specialised stores (+9.6%), by the sale of non-food products (+7.8%) and by the sale of food, beverages and tobacco (+5.4%).

As against December 2020, in December 2021 the retail turnover volume (excluding the trade with motor vehicles and motorcycles), adjusted series according to the number of working days and to seasonality, globally increased by 7.0% due to the increases registered by the sale of non-food products (+7.8%), by the retail of automotive fuel in specialised stores (+7.4%) and by the sale of food, beverages and tobacco (+4.7%).

Period 1.I-31.XII.2021 as against period 1.I-31.XII.2020

As against period 1.I-31.XII.2020, in the period 1.I-31.XII.2021 the retail turnover volume (excluding the trade with motor vehicles and motorcycles), gross series, globally increased by 10.1% due to the increases registered by the sale of non-food products (+13.6%), by the retail of automotive fuel in specialised stores (+11.6%) and by the sale of food, beverages and tobacco (+5.5%).



Additional information:

- ✓ The net turnover represents the total revenue recorded by the company during the reporting period, obtained from both the main activity and the secondary activities performed by them. The net turnover does not include VAT and the revenue from the sale or transfer of assets.
- ✓ The turnover volume indices of the retail are Laspeyres type indices and are calculated under comparable prices and methodological conditions. For expressing the values of the current period in prices of the reference period, the deflating price indices are used (consumer price index). The first indices obtained are at the level of class/group CANE Rev. 2, then, by successive aggregations, indices at aggregated levels are obtained. The weights used for aggregation are calculated based on the turnover according to the results of the Business Structural Survey from the reference year (2015).

For the correct interpretation of the indicators, please see the [Methodological Notes attached to the press release on the homepage](#).

For more information, see the INS TEMPO online database (the data for December 2021 will be available on February 18, 2022) and the Monthly Statistical Bulletin (date of issue February 24, 2022).

For comparable data with the other Member States of the European Union, kindly see the Eurostat press release which will be issued today, February 3, 2022 and posted at the following address: <http://ec.europa.eu/eurostat>

The next issue of the press release will be on Thursday, March 3, 2022.

Press release archive: <http://www.insse.ro/cms/en/comunicate-de-presa-view>

The Directorate of Communication

e-mail: birou presa@insse.ro

Tel: +4021 3181869