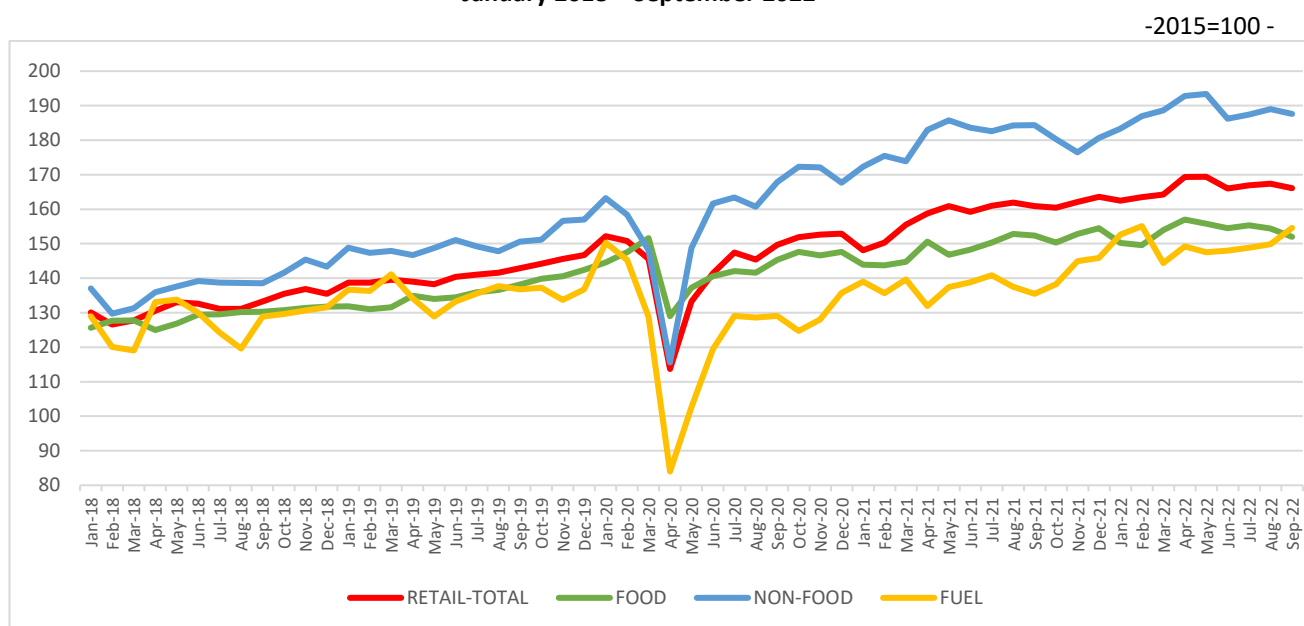


Domain: Trade and services

The retail turnover in September 2022

- Compared to August 2022, in September 2022 **the retail turnover volume (excluding the trade with motor vehicles and motorcycles)** decreased both as gross series by **3.6%** and as adjusted series according to the number of working days and to seasonality by **0.8%**.
- Compared to September 2021, in September 2022 **the retail turnover volume (excluding the trade with motor vehicles and motorcycles)** increased both as gross series by **2.5%** and as adjusted series according to the number of working days and to seasonality by **3.2%**.
- Compared to period 1.I-30.IX.2021, in the period 1.I-30.IX.2022 **the retail turnover volume (excluding the trade with motor vehicles and motorcycles)** increased both as gross series by **4.5%** and as adjusted series according to the number of working days and to seasonality by **5.6%**.

Monthly evolution of the retail turnover in accordance to CANE Rev. 2
- adjusted series according to the number of working days and to seasonality -
-January 2018 – September 2022 -



Food = Prevalent sale of food, beverages and tobacco; Non-food = Prevalent sale of non-food products; Fuel = Retail of automotive fuel in specialised stores

[Chart data in xls \(IX.2021-IX.2022\)](#)

**Indices of the retail turnover volume
(excluding the trade with motor vehicles and motorcycles)**

| | | SEPTEMBER 2022 in % as against: | | 1.I-30.IX.2022/ 1.I-30.IX.2021 % |
|---|----------|---------------------------------|----------------|--|
| | | AUGUST 2022 | SEPTEMBER 2021 | |
| Total retail (excluding the trade with motor vehicles and motorcycles) | B | 96.4 | 102.5 | 104.5 |
| | S | 99.2 | 103.2 | 105.6 |
| Prevalent sale of food, beverages and tobacco | B | 91.7 | 96.9 | 101.9 |
| | S | 98.4 | 99.8 | 103.7 |
| Prevalent sale of non-food products | B | 99.6 | 101.5 | 104.5 |
| | S | 99.2 | 101.8 | 104.3 |
| Retail of automotive fuel in specialised stores | B | 97.8 | 113.6 | 109.1 |
| | S | 103.1 | 114.1 | 109.2 |

Note: B= gross series; S= adjusted series according to the number of working days and to seasonality

[Table data in xls format](#)

September 2022 as against August 2022

As against the previous month, in September 2022 the retail turnover volume (excluding the trade with motor vehicles and motorcycles), gross series, globally decreased by 3.6% due to the drops registered by the sale of food, beverages and tobacco (-8.3%), by the retail of automotive fuel in specialised stores (-2.2%) and by the sale of non-food products (-0.4%).

As against the previous month, in September 2022 the retail turnover volume (excluding the trade with motor vehicles and motorcycles), adjusted series according to the number of working days and to seasonality, globally decreased by 0.8% due to the drops registered by the sale of food, beverages and tobacco (-1.6%) and by the sale of non-food products (-0.8%). The retail of automotive fuel in specialised stores increased by 3.1%.

September 2022 as against September 2021

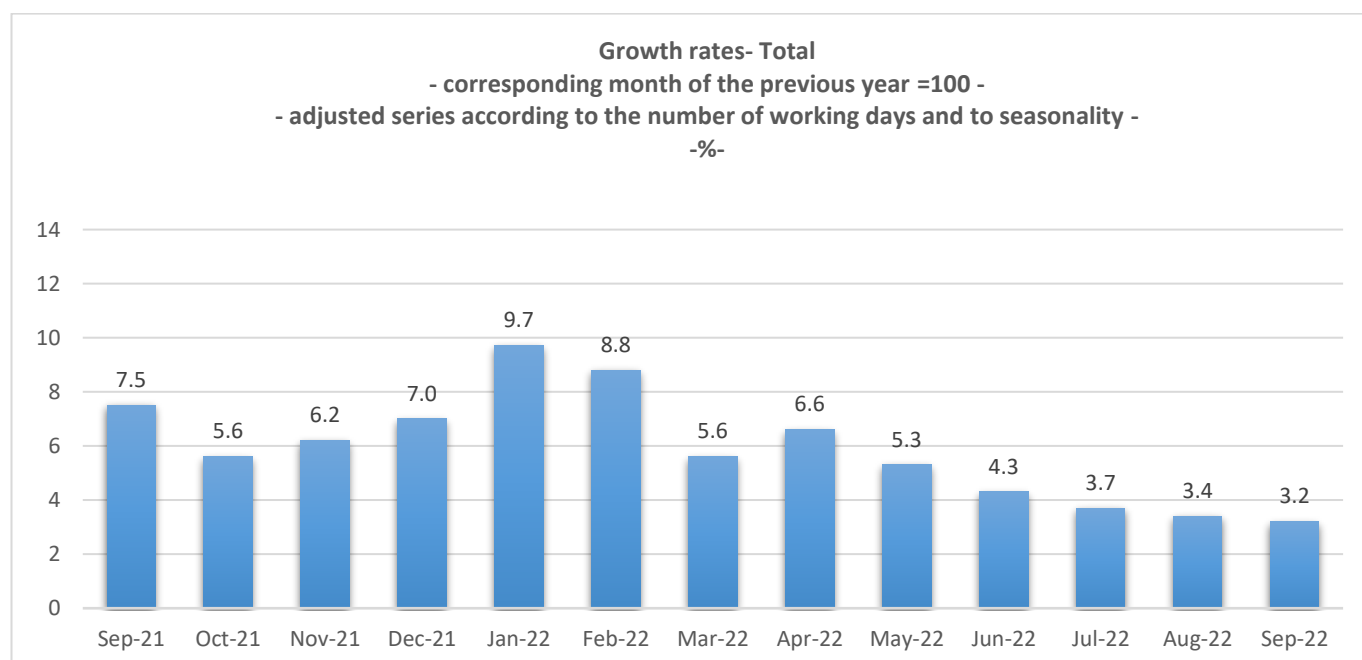
As against September 2021, in September 2022 the retail turnover volume (excluding the trade with motor vehicles and motorcycles), gross series, globally increased by 2.5% due to increases registered by the retail of automotive fuel in specialised stores (+13.6%) and by the sale of non-food products (+1.5%). The sale of food, beverages and tobacco decreased by 3.1%.

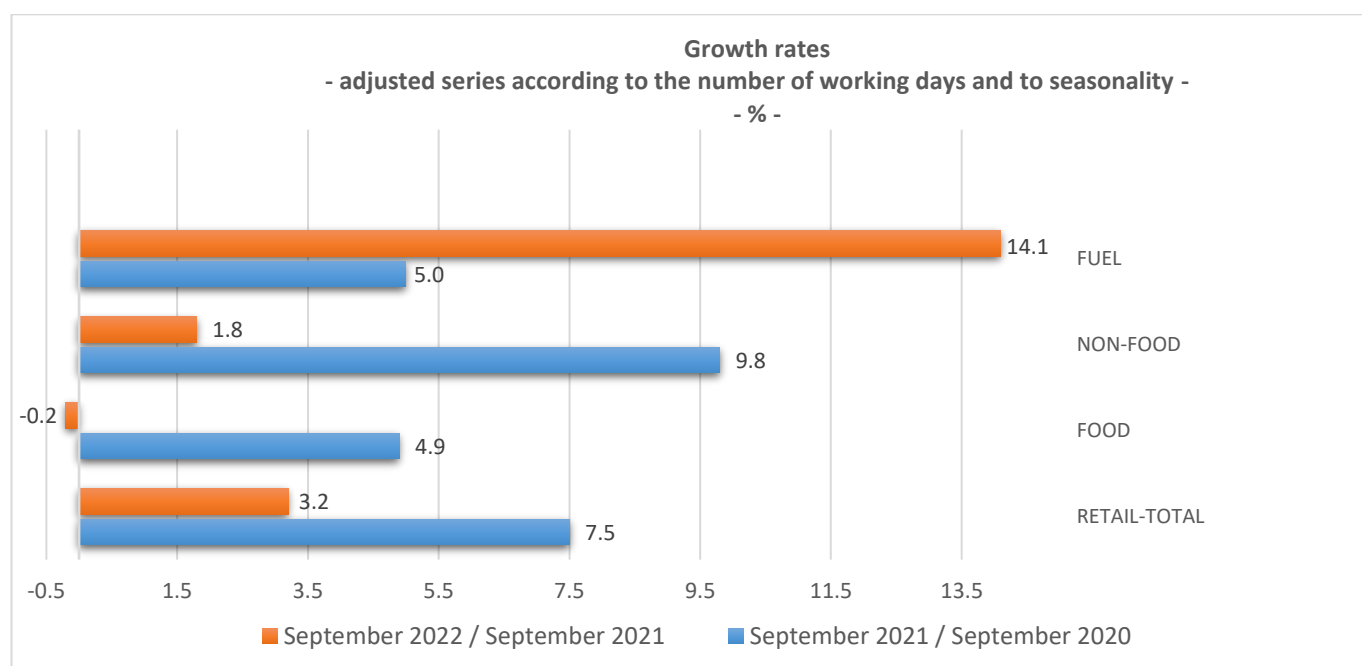
As against September 2021, in September 2022 the retail turnover volume (excluding the trade with motor vehicles and motorcycles), adjusted series according to the number of working days and to seasonality, globally increased by 3.2% due to the increases registered by the retail of automotive fuel in specialised stores (+14.1%) and by the sale of non-food products (+1.8%). The sale of food, beverages and tobacco decreased by 0.2%.

Period 1.I-30.IX.2022 as against period 1.I-30.IX.2021

As against period 1.I-30.IX.2021, in the period 1.I-30.IX.2022 the retail turnover volume (excluding the trade with motor vehicles and motorcycles), gross series, globally increased by 4.5% due to increases registered by the retail of automotive fuel in specialised stores (+9.1%), by the sale of non-food products (+4.5%) and by the sale of food, beverages and tobacco (+1.9%).

As against period 1.I-30.IX.2021, in the period 1.I-30.IX.2022 the retail turnover volume (excluding the trade with motor vehicles and motorcycles), adjusted series according to the number of working days and to seasonality, globally increased by 5.6% due to the increases registered by the retail of automotive fuel in specialised stores (+9.2%), by the sale of non-food products (+4.3%) and by the sale of food, beverages and tobacco (+3.7%).





Additional information:

- ✓ The net turnover represents the total revenue recorded by the company during the reporting period, obtained from both the main activity and the secondary activities performed by them. The net turnover does not include VAT and the revenue from the sale or transfer of assets.
- ✓ The turnover volume indices of the retail are Laspeyres type indices and are calculated under comparable prices and methodological conditions. For expressing the values of the current period in prices of the reference period, the deflating price indices are used (consumer price index). The first indices obtained are at the level of class/group CANE Rev. 2, then, by successive aggregations, indices at aggregated levels are obtained. The weights used for aggregation are calculated based on the turnover according to the results of the Business Structural Survey from the reference year (2015).

For the correct interpretation of the indicators, please see the [Methodological Notes](#) attached to the press release on the homepage.

For more information, see the INS TEMPO online database (the data for September 2022 will be available on November 18, 2022) and the Monthly Statistical Bulletin (date of issue November 24, 2022).

For comparable data with the other Member States of the European Union, kindly see the Eurostat press release which will be issued today, November 8, 2022 and posted at the following address: <http://ec.europa.eu/eurostat>

The next issue of the press release will be on Tuesday, December 6, 2022.

Press release archive: <http://www.insse.ro/cms/en/comunicate-de-presa-view>

The Directorate of Communication

e-mail: birou presa@insse.ro

Tel: +4021 3181869