

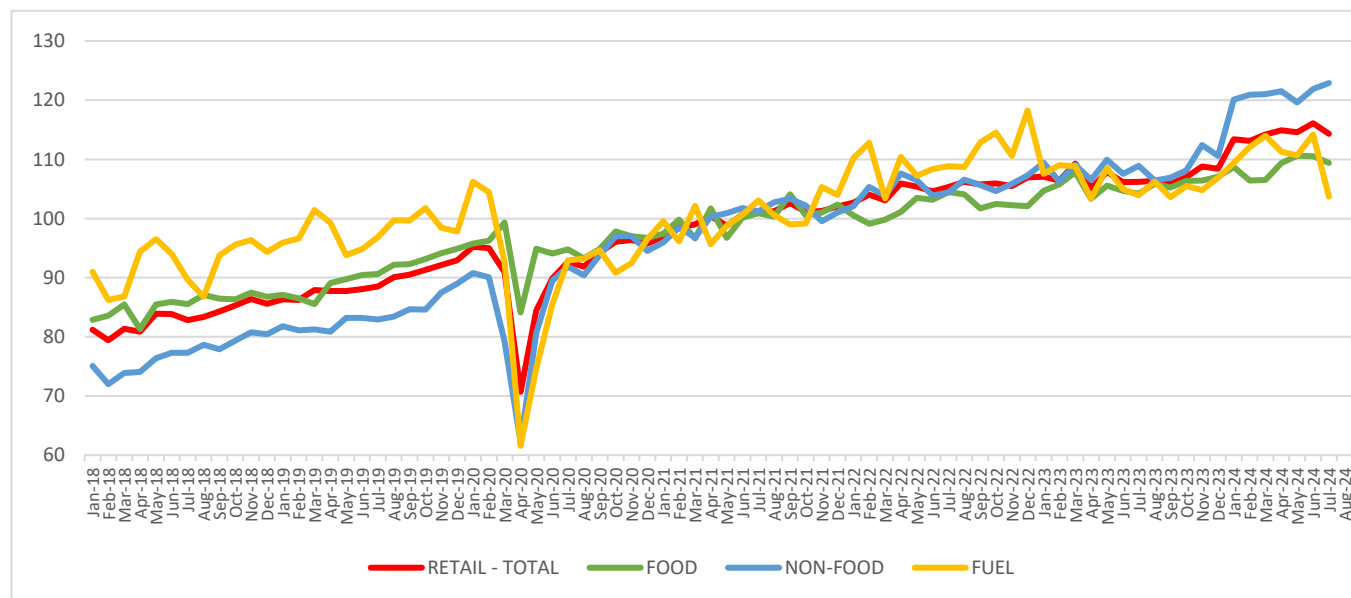
Domain: Trade and services

The retail turnover in August 2024

- Compared to July 2024, in August 2024 **the retail turnover volume (excluding the trade with motor vehicles and motorcycles)** increased as gross series by **2.1%** and as adjusted series according to the number of working days and to seasonality by **1.6%**.
- Compared to August 2023, in August 2024 **the retail turnover volume (excluding the trade with motor vehicles and motorcycles)** increased both as gross series, by **8.1%**, and as adjusted series according to the number of working days and to seasonality, by **9.2%**.
- Compared to the 1.I-31.VIII.2023 period, in the 1.I-31.VIII.2024 period, **the retail turnover volume (excluding the trade with motor vehicles and motorcycles)** increased both as gross series, by **8.1%**, and as adjusted series according to the number of working days and to seasonality, by **7.3%**.

Monthly evolution of the retail turnover in accordance with CANE Rev. 2
- adjusted series according to the number of working days and to seasonality -
- January 2018 – August 2024 -

- 2021=100 -



Food = Prevalent sale of food, beverages and tobacco; Non-food = Prevalent sale of non-food products; Fuel = Retail of automotive fuel in specialised stores

[Chart data in xls \(VIII.2023 - VIII.2024\)](#)

**Indices of the retail turnover volume
(excluding the trade with motor vehicles and motorcycles)**

		AUGUST 2024 in % compared to:		1.I- 31.VIII.2024/ 1.I-31.VIII.2023 -%-
		JULY 2024	AUGUST 2023	
Total retail (excluding the trade with motor vehicles and motorcycles)	B	102.1	108.1	108.1
	S	101.6	109.2	107.3
Prevalent sale of food, beverages and tobacco	B	104.7	104.4	104.2
	S	100.9	104.3	103.6
Prevalent sale of non-food products	B	100.7	116.9	113.7
	S	102.4	118.3	112.7
Retail of automotive fuel in specialised stores	B	100.8	97.5	103.6
	S	101.7	99.2	103.3

Note: B = gross series; S = adjusted series according to the number of working days and to seasonality

[Table data in xls format](#)

August 2024 as against July 2024

As against the previous month, in August 2024 the retail turnover volume (excluding the trade with motor vehicles and motorcycles), gross series, globally increased by 2.1% due to the increases registered by the sale of food, beverages and tobacco (+4.7%), the retail of automotive fuel in specialised stores (+0.8%), and the sale of non-food products (+0.7%).

As against the previous month, in August 2024 the retail turnover volume (excluding the trade with motor vehicles and motorcycles), adjusted series according to the number of working days and to seasonality, globally increased by 1.6% due to the increase registered by the sale of non-food products (+2.4%), retail of automotive fuel in specialised stores (+1.7%) and by the sale of food, beverages and tobacco (+0.9%).

August 2024 as against August 2023

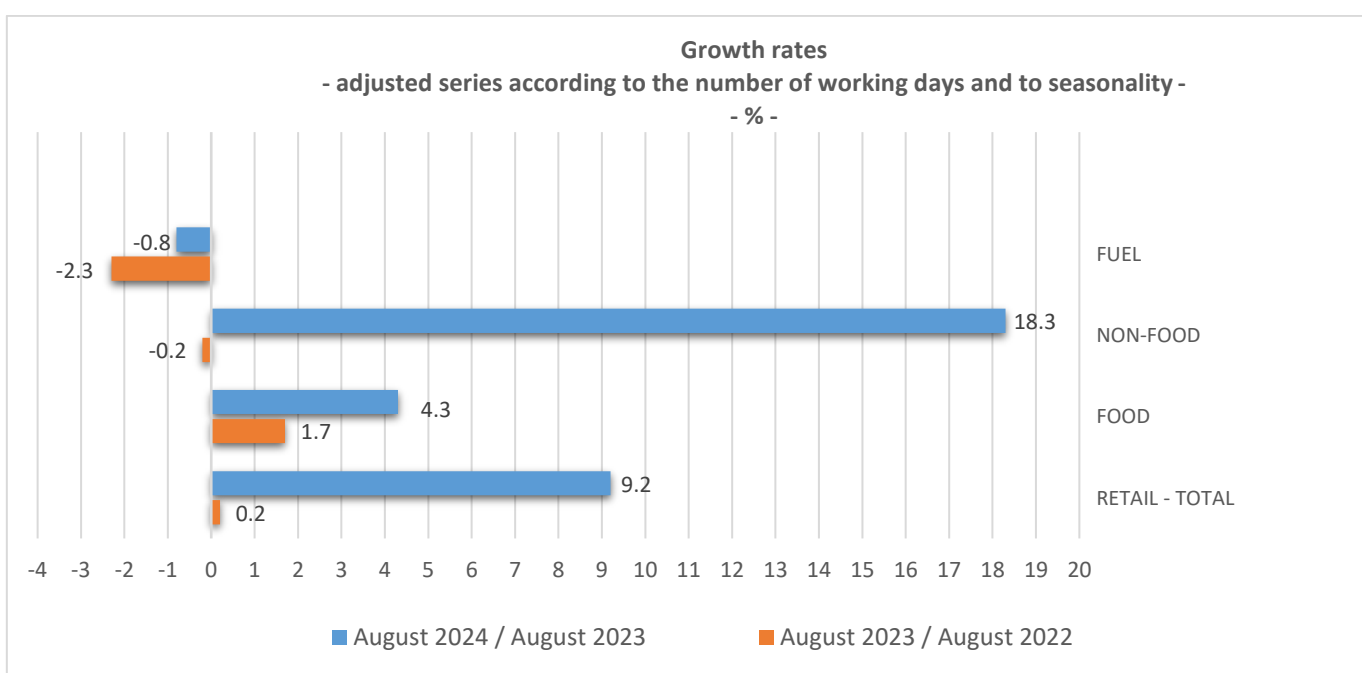
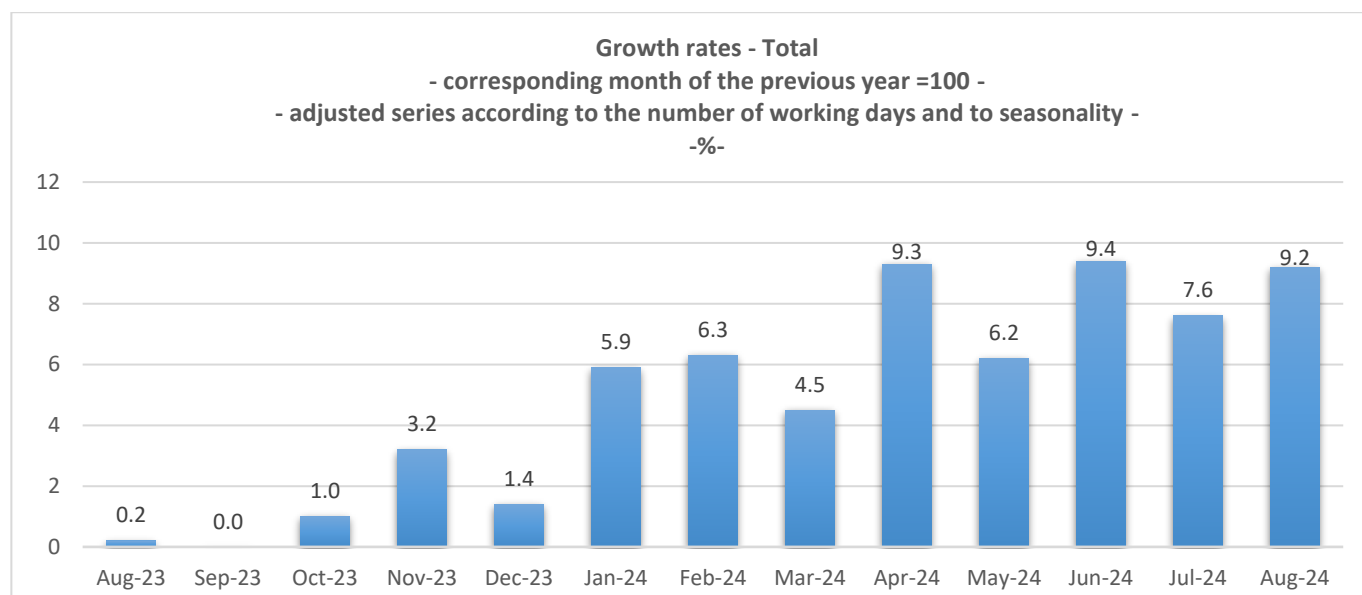
As against August 2023, in August 2024 the retail turnover volume (excluding the trade with motor vehicles and motorcycles), gross series, globally increased by 8.1% due to the increases registered by the sale of non-food products (+16.9%), by the sale of food, beverages and tobacco (+4.4%). The retail of automotive fuel in specialised stores decreased by 2.5%.

As against August 2023, in August 2024 the retail turnover volume (excluding the trade with motor vehicles and motorcycles), adjusted series according to the number of working days and to seasonality, globally increased by 9.2% due to the increases registered by the sale of non-food products (+18.3%), by the sale of food, beverages and tobacco (+4.3%). The retail of automotive fuel in specialised stores decreased by 0.8%.

The 1.I-31.VIII.2024 period as against the 1.I-31.VIII.2023 period

As against the 1.I-31.VIII.2023 period, in the 1.I-31.VIII.2024 period, the retail turnover volume (excluding the trade with motor vehicles and motorcycles), gross series, globally increased by 8.1% due to the increases registered by the sale of non-food products (+13.7%), by the sale of food, beverages and tobacco (+4.2%) and by the retail of automotive fuel in specialised stores (+3.6%).

As against the 1.I-31.VIII.2023 period, in the 1.I-31.VIII.2024 period, the retail turnover volume (excluding the trade with motor vehicles and motorcycles), adjusted series according to the number of working days and to seasonality, globally increased by 7.3% due to the increases registered by the sale of non-food products (+12.7%), by the sale of food, beverages and tobacco (+3.6%) and by the retail of automotive fuel in specialised stores (+3.3%).



Additional information:

- ✓ **The net turnover (excluding VAT)** is calculated by summing up the invoiced revenues resulting from sales of goods, sales of merchandise, the execution of works and the provision of services, less rebates and other discounts granted to customers. The following **are not included** in the turnover: the value of the packaging returned after delivery; excise duties; subsidies received from public authorities or EU institutions; sale of own land and fixed assets; rebates and other discounts granted to customers.
- ✓ The turnover volume indices of retail are Laspeyres-type indices and are calculated under comparable price and methodological conditions. For expressing the values of the current period in the prices of the reference period, the deflating price indices are used. The first indices obtained are at the CANE Rev. 2 class level; then, by successive aggregations, indices at aggregated levels are obtained. The weights used for aggregation are calculated based on the turnover according to the results of the Structural Business Survey from the reference year (2021).

For the correct interpretation of the indicators, please see the [Methodological Notes attached to the press release on the homepage](#).

For more information, see the INS TEMPO online database (the data for September 2024 will be available on October 24, 2024) and the Monthly Statistical Bulletin (date of issue October 29, 2024).

For comparative data at EU level, kindly see the Eurostat press release which will be issued on Monday, October 7, 2024, and which will be posted at the following address: <http://ec.europa.eu/eurostat>.

The next issue of the press release will be on Thursday, November 7, 2024.

Press release archive: <http://www.insse.ro/cms/en/comunicate-de-presa-view>

**The Directorate for Statistical Data
Dissemination and Communication**

E-mail: biroupresa@insse.ro

Tel.: +4021 3181869