

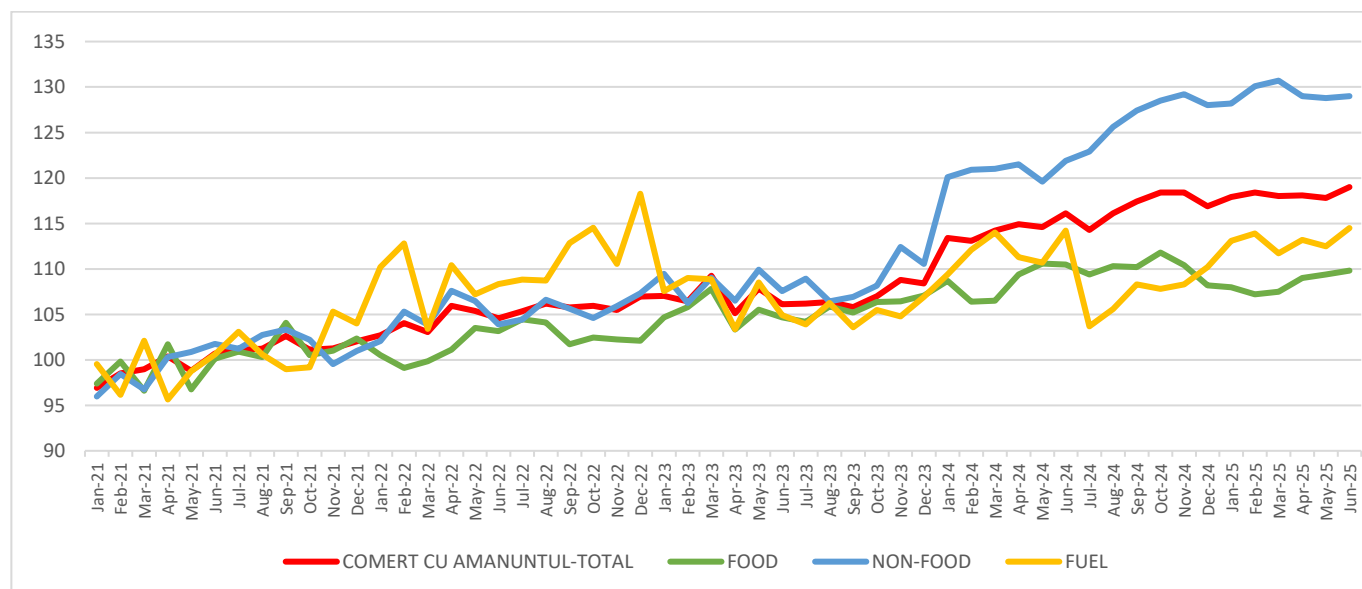
Domain: Trade and services

The retail turnover in June 2025

- Compared to May 2025, in June 2025 **the retail turnover volume (excluding the trade with motor vehicles and motorcycles)** increased both as gross series by **1.4%** and as adjusted series according to the number of working days and to seasonality by **1.1%**.
- Compared to June 2024, in June 2025 **the retail turnover volume (excluding the trade with motor vehicles and motorcycles)** increased both as gross series by **2.8%** and as adjusted series according to the number of working days and to seasonality **2.5%**.
- In the period 1.I-30.VI.2025 **the volume of turnover in retail trade (excluding trade in motor vehicles and motorcycles)** increased compared to the period 1.I-30.VI.2024 both as gross series by **2.6%** and as adjusted series according to the number of working days and seasonality by **3.4%**.

Monthly evolution of the retail turnover in accordance with CANE Rev. 2
- adjusted series according to the number of working days and to seasonality -
January 2021 – June 2025

- 2021=100 -



Food = Prevalent sale of food, beverages and tobacco; Non-food = Prevalent sale of non-food products; Fuel = Retail of automotive fuel in specialised stores

[Chart data in xls \(VI.2024 - VI.2025\)](#)

**Indices of the retail turnover volume
(excluding the trade with motor vehicles and motorcycles)**

		JUNE 2025 in % as against:		1.I-30.VI.2025/ 1.I-30.VI.2024 -%-
		MAY 2025	JUNE 2024	
Total retail (excluding the trade with motor vehicles and motorcycles)	B	101.4	102.8	102.6
	S	101.1	102.5	103.4
Prevalent sale of food, beverages and tobacco	B	99.7	99.6	98.8
	S	100.4	99.3	99.8
Prevalent sale of non-food products	B	99.3	105.5	105.9
	S	100.2	105.8	107.0
Retail of automotive fuel in specialised stores	B	110.0	102.8	102.2
	S	101.8	100.2	101.1

Note: B = gross series; S = adjusted series according to the number of working days and to seasonality

[Table data in xls format](#)

June 2025 as against May 2025

As against the previous month, in June 2025 the retail turnover volume (excluding the trade with motor vehicles and motorcycles), gross series, globally increased by 1.4%, due to the increases registered by the retail of automotive fuel in specialised stores (+10.0%). Decreases were registered: in the sale of non-food products (-0.7%) and in the sale of food, beverages and tobacco (-0.3%).

As against the previous month, in June 2025 the retail turnover volume (excluding the trade with motor vehicles and motorcycles), adjusted series according to the number of working days and to seasonality, globally increased by 1.1%, due to the increase registered by the retail of automotive fuel in specialised stores (+1.8%), by the sale of food, beverages and tobacco (+0.4%) and by the sale of non-food products (+0.2%).

June 2025 as against June 2024

As against June 2024, in June 2025 the retail turnover volume (excluding the trade with motor vehicles and motorcycles), gross series, globally increased by 2.8%, due to the increases registered by the sale of non-food products (+5.5%) and in the retail of automotive fuel in specialised stores (+2.8%).

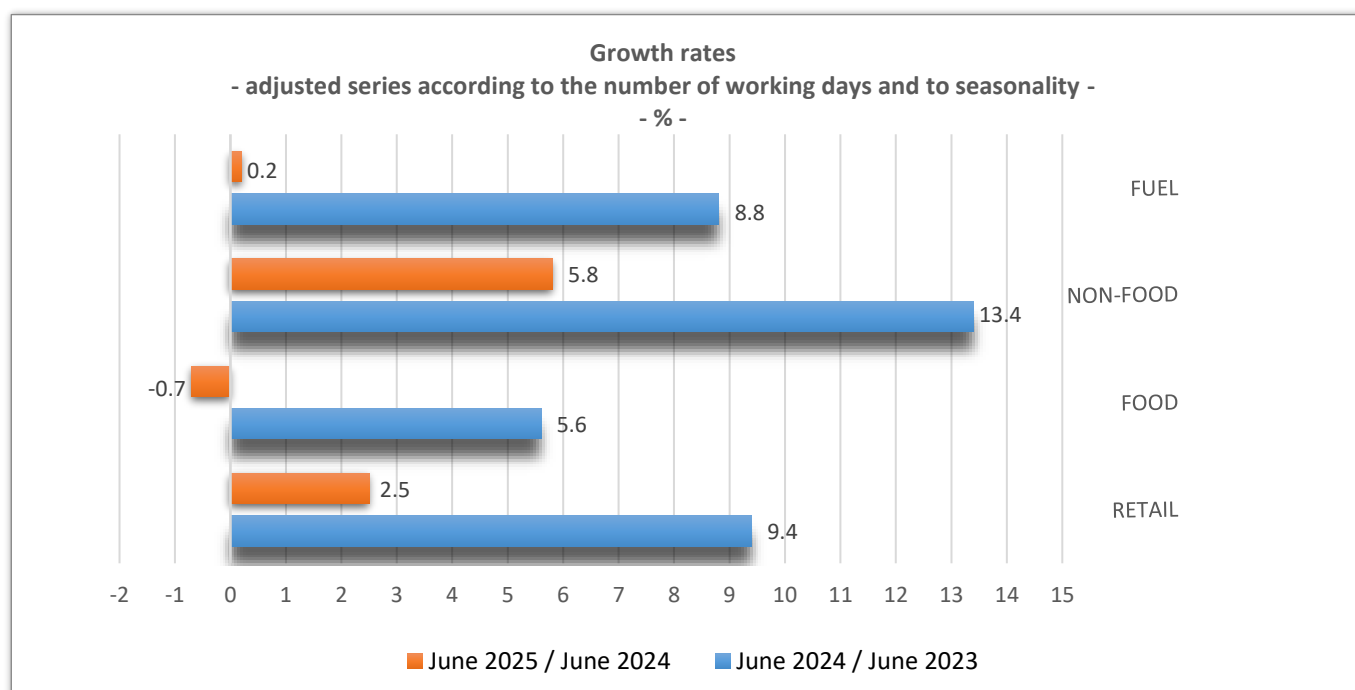
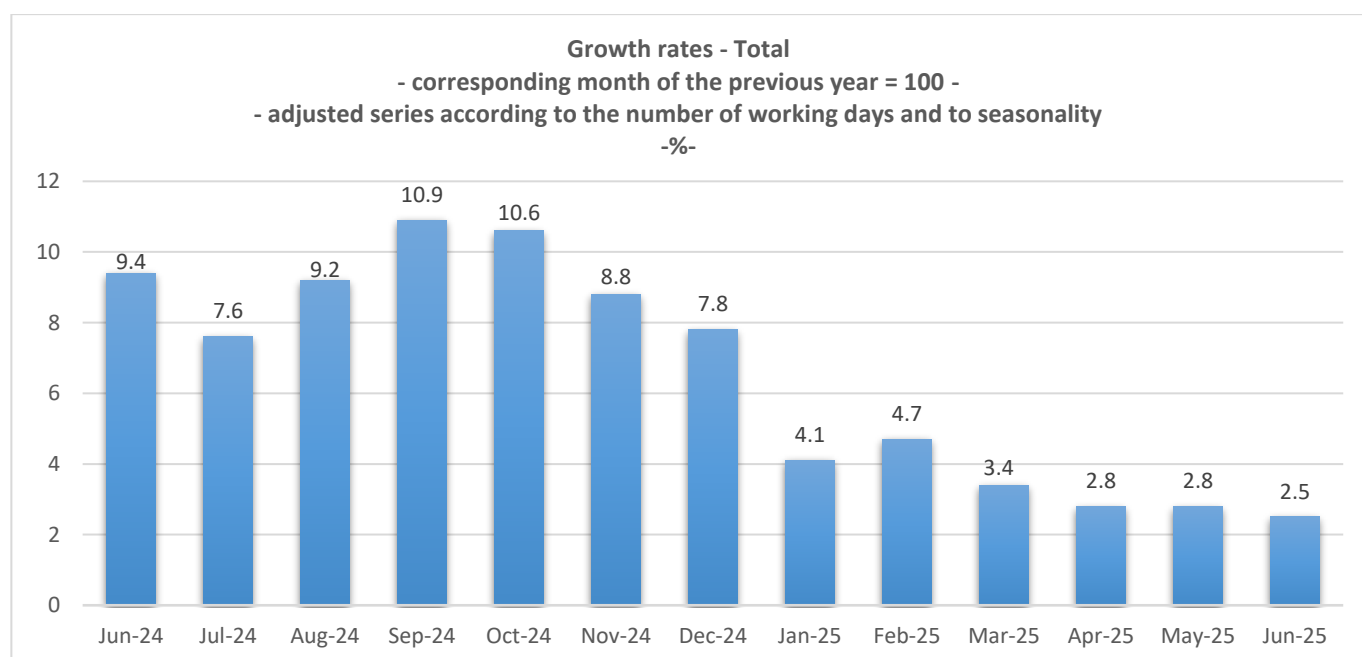
The sale of food, beverages and tobacco decreased by 0.4%.

As against June 2024, in June 2025 the retail turnover volume (excluding the trade with motor vehicles and motorcycles), adjusted series according to the number of working days and to seasonality, globally increased by 2.5%, due to the increases registered by the sale of non-food products (+5.8%) and by the retail of automotive fuel in specialised stores (+0.2%). The sale of food, beverages and tobacco decreased by 0.7%.

The period 1.I-30.VI.2025 compared to the period 1.I-30.VI.2024

As against the period 1.I-30.VI.2024, in the period 1.I-30.VI.2025, the retail turnover volume (excluding the trade with motor vehicles and motorcycles), gross series, globally increased by 2.6%, due to the increase registered by the sale of non-food products (+5.9%) and by the retail trade of motor fuels in specialized stores (+2.2%). The sales of food products, beverages and tobacco decreased by 1.2%.

As against the period 1.I-30.VI.2024, in the period 1.I-30.VI.2025, the retail turnover volume (excluding the trade with motor vehicles and motorcycles), adjusted series according to the number of working days and to seasonality, globally increased by 3.4%, due to the increases registered by the sale of non-food products (+7.0%), by the retail of automotive fuel in specialised stores (+1.1%). The sale of food, beverages and tobacco decreased by 0.2%.



Additional information:

- ✓ **The net turnover (excluding VAT)** is calculated by summing up the invoiced revenues resulting from sales of goods, sales of merchandise, the execution of works and the provision of services, less rebates, discounts and other discounts granted to customers. The following **are not included** in the turnover: the value of the packaging returned after delivery; excise duties; subsidies received from public authorities or EU institutions; sale of own land and fixed assets; rebates, draws and other discounts granted to customers.
- ✓ The turnover volume indices of retail are Laspeyres-type indices and are calculated under comparable price and methodological conditions. For expressing the values of the current period in the prices of the reference period, the deflating price indices are used. The first indices obtained are at the CANE Rev. 2 class level; then, by successive aggregations, indices at aggregated levels are obtained. The weights used for aggregation are calculated based on the turnover according to the results of the Structural Business Survey from the reference year (2021).

For the correct interpretation of the indicators, please see the [Methodological Notes attached to the press release on the homepage](#).

For more information, see the INS TEMPO online database (the data for June 2025 will be available on August 22, 2025) and the Monthly Statistical Bulletin (date of issue August 29, 2025).

For comparable data with the other Member States of the European Union, kindly see the Eurostat press release which was issued today, August 6 2025, and which will be posted at the following address: <https://ec.europa.eu/eurostat>.

The next issue of the press release will be on Thursday, September 4, 2025.

Press release archive: <https://insse.ro/cms/en/comunicate-de-presa-view>

The Directorate of European Affairs, International Cooperation and Communication

e-mail: biroupresa@insse.ro

Tel: +4021 3181869