

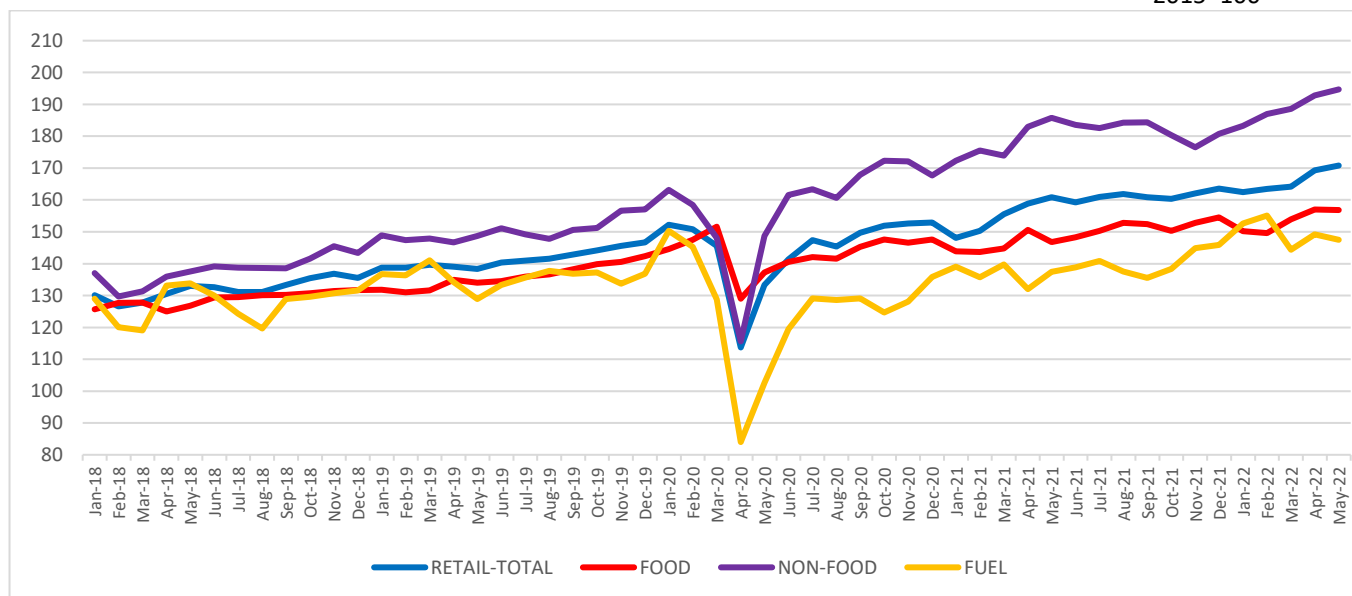
Domain: Trade and services

The retail turnover in May 2022

- Compared to April 2022, in May 2022 **the retail turnover volume (excluding the trade with motor vehicles and motorcycles)** increased both as gross series by **2.3%** and as adjusted series according to the number of working days and to seasonality by **0.9%**.
- Compared to May 2021, in May 2022 **the retail turnover volume (excluding the trade with motor vehicles and motorcycles)** increased both as gross series by **8.1%** and as adjusted series according to the number of working days and to seasonality by **6.2%**.
- Compared to period 1.I-31.V.2021, in the period 1.I-31.V.2022 **the retail turnover volume (excluding the trade with motor vehicles and motorcycles)** increased both as gross series by **5.7%** and as adjusted series according to the number of working days and to seasonality by **7.3%**.

Monthly evolution of the retail turnover in accordance to CANE Rev. 2
- adjusted series according to the number of working days and to seasonality -
-January 2018 – May 2022 -

-2015=100 -



Food = Prevalent sale of food, beverages and tobacco; Non-food = Prevalent sale of non-food products; Fuel = Retail of automotive fuel in specialised stores

[Chart data in xls \(V.2021-V.2022\)](#)

**Indices of the retail turnover volume
(excluding the trade with motor vehicles and motorcycles)**

		MAY 2022 in % as against:		1.I-31.V.2022/ 1.I-31.V.2021 %
		APRIL 2022	MAY 2021	
Total retail (excluding the trade with motor vehicles and motorcycles)	B	102.3	108.1	105.7
	S	100.9	106.2	107.3
Prevalent sale of food, beverages and tobacco	B	97.5	107.0	101.9
	S	99.9	106.8	105.2
Prevalent sale of non-food products	B	103.1	108.1	106.9
	S	101.0	104.8	106.3
Retail of automotive fuel in specialised stores	B	108.9	109.7	110.1
	S	98.9	107.4	109.5

Note: B= gross series; S= adjusted series according to the number of working days and to seasonality

[Table data in xls format](#)

May 2022 as against April 2022

As against the previous month, in May 2022 the retail turnover volume (excluding the trade with motor vehicles and motorcycles), gross series, globally increased by 2.3% due to increases registered by the retail of automotive fuel in specialised stores (+8.9%) and by the sale of non-food products (+3.1%). The sale of food, beverages and tobacco decreased by 2.5%.

As against the previous month, in May 2022 the retail turnover volume (excluding the trade with motor vehicles and motorcycles), adjusted series according to the number of working days and to seasonality, globally increased by 0.9% due to the increases registered by the sale of non-food products (+1.0%). Decreases were registered by the retail of automotive fuel in specialised stores (-1.1%) and by the sale of food, beverages and tobacco (-0.1%).

May 2022 as against May 2021

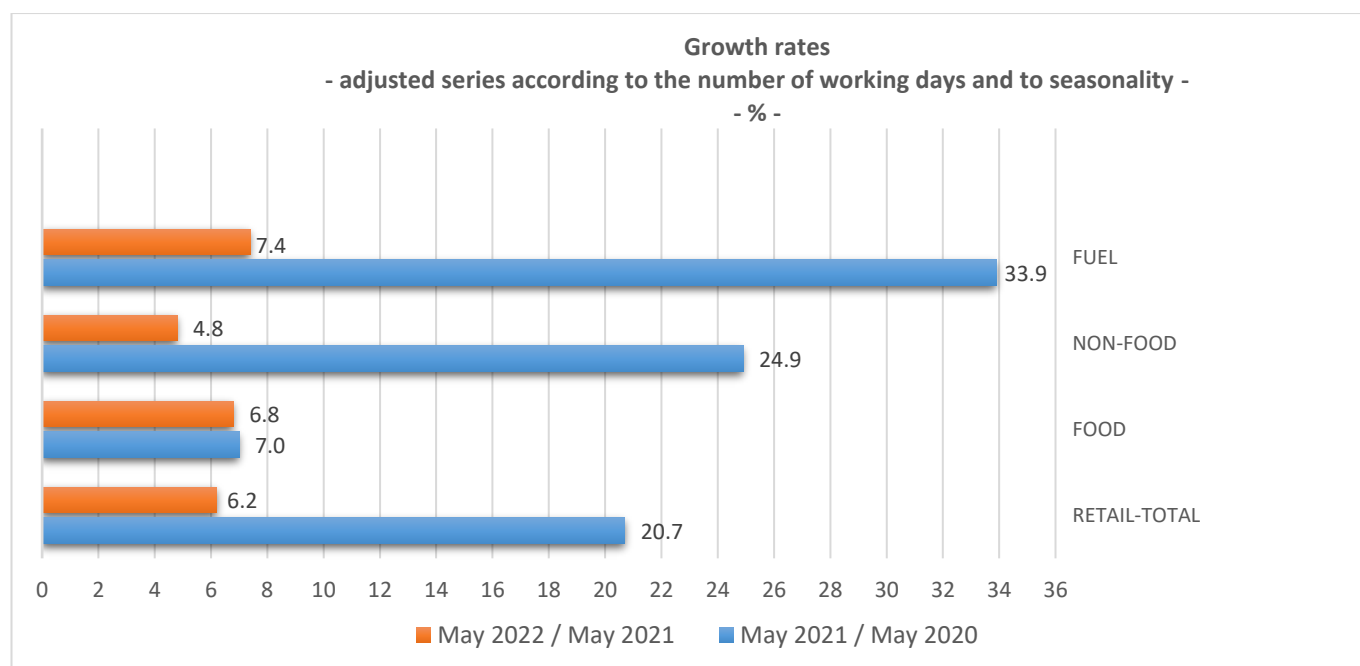
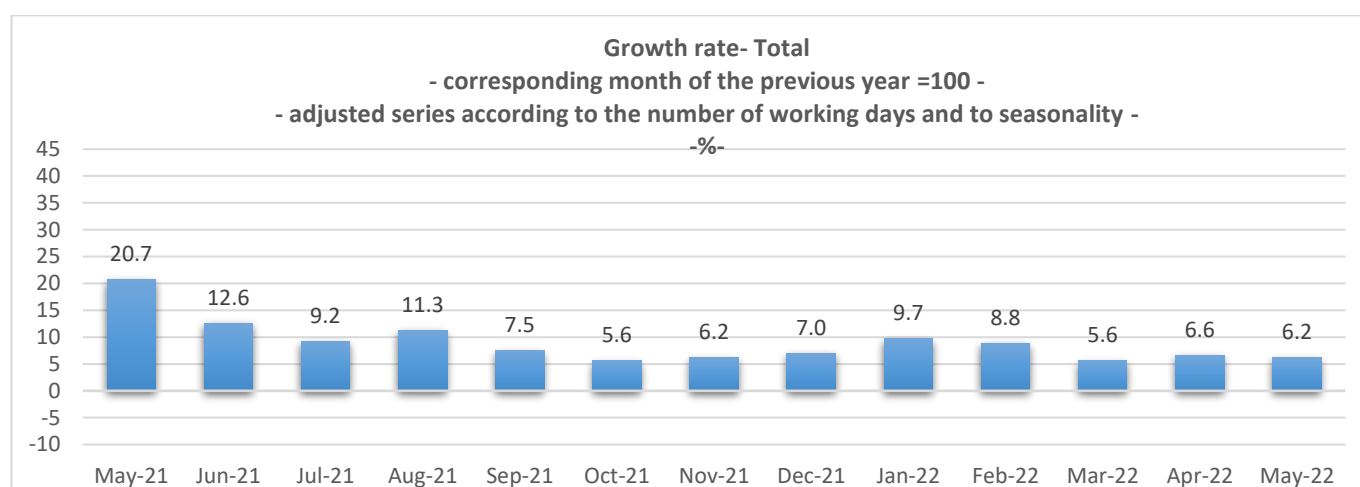
As against May 2021, in May 2022 the retail turnover volume (excluding the trade with motor vehicles and motorcycles), gross series, globally increased by 8.1% due to increases registered by the retail of automotive fuel in specialised stores (+9.7%), by the sale of non-food products (+8.1%) and by the sale of food, beverages and tobacco (+7.0%).

As against May 2021, in May 2022 the retail turnover volume (excluding the trade with motor vehicles and motorcycles), adjusted series according to the number of working days and to seasonality, globally increased by 6.2% due to the increases registered by the retail of automotive fuel in specialised stores (+7.4%), by the sale of food, beverages and tobacco (+6.8%) and by the sale of non-food products (+4.8%).

Period 1.I-31.V.2022 as against period 1.I-31.V.2021

As against period 1.I-31.V.2021, in the period 1.I-31.V.2022 the retail turnover volume (excluding the trade with motor vehicles and motorcycles), gross series, globally increased by 5.7% due to increases registered by the retail of automotive fuel in specialised stores (+10.1%), by the sale of non-food products (+6.9%) and by the sale of food, beverages and tobacco (+1.9%).

As against period 1.I-31.V.2021, in the period 1.I-31.V.2022 the retail turnover volume (excluding the trade with motor vehicles and motorcycles), adjusted series according to the number of working days and to seasonality, globally increased by 7.3% due to the increases registered by the retail of automotive fuel in specialised stores (+9.5%), by the sale of non-food products (+6.3%) and by the sale of food, beverages and tobacco (+5.2%).



Additional information:

- ✓ The net turnover represents the total revenue recorded by the company during the reporting period, obtained from both the main activity and the secondary activities performed by them. The net turnover does not include VAT and the revenue from the sale or transfer of assets.
- ✓ The turnover volume indices of the retail are Laspeyres type indices and are calculated under comparable prices and methodological conditions. For expressing the values of the current period in prices of the reference period, the deflating price indices are used (consumer price index). The first indices obtained are at the level of class/group CANE Rev. 2, then, by successive aggregations, indices at aggregated levels are obtained. The weights used for aggregation are calculated based on the turnover according to the results of the Business Structural Survey from the reference year (2015).

For the correct interpretation of the indicators, please see the [Methodological Notes attached to the press release on the homepage](#).

For more information, see the INS TEMPO online database (the data for May 2022 will be available on July 18, 2022) and the Monthly Statistical Bulletin (date of issue July 26, 2022).

For comparable data with the other Member States of the European Union, kindly see the Eurostat press release which will be issued today, July 6, 2022 and posted at the following address: <http://ec.europa.eu/eurostat>

The next issue of the press release will be on Wednesday, August 3, 2022.

Press release archive: <http://www.insse.ro/cms/en/comunicate-de-presa-view>

The Directorate of Communication

e-mail: birou presa@insse.ro

Tel: +4021 3181869