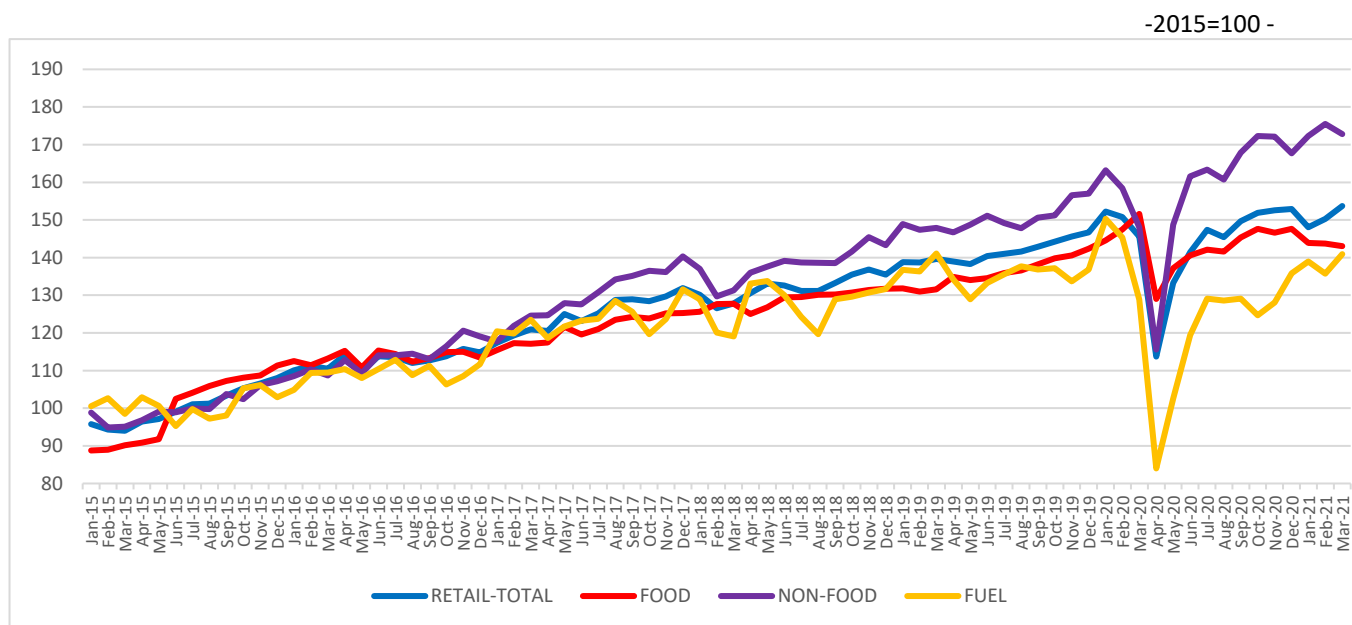


Domain: Trade and services

## The retail turnover in March 2021

- Compared to the previous month, in March 2021 **the retail turnover volume (excluding the trade with motor vehicles and motorcycles)** increased both as gross series by **13.3%** and as adjusted series according to the number of working days and to seasonality by **2.3%**.
- Compared to the corresponding month of the previous year, **the retail turnover volume (excluding the trade with motor vehicles and motorcycles)** increased both as gross series by **9.1%** and as adjusted series according to the number of working days and to seasonality by **5.6%**.
- Compared to the period 1.I-31.III.2020, in the period 1.I-31.III.2021 **the retail turnover volume (excluding the trade with motor vehicles and motorcycles)** increased both as gross series by **4.1%** and as adjusted series according to the number of working days and to seasonality by **0.8%**.

**Monthly evolution of the retail turnover in accordance to CANE Rev. 2**  
 - adjusted series according to the number of working days and to seasonality -  
 - January 2015 – March 2021 -



Food = Prevalent sale of food, beverages and tobacco; Non-food = Prevalent sale of non-food products; Fuel = Retail of automotive fuel in specialised stores

[Chart data in xls \(III.2020-III.2021\)](#)

**Indices of the retail turnover volume  
(excluding the trade with motor vehicles and motorcycles)**

		MARCH 2021 in % as against:		1.I-31.III.2021/ 1.I-31.III.2020 -%-
		FEBRUARY 2021	MARCH 2020	
<b>Total retail (excluding the trade with motor vehicles and motorcycles)</b>	<b>B</b>	<b>113.3</b>	<b>109.1</b>	<b>104.1</b>
	<b>S</b>	<b>102.3</b>	<b>105.6</b>	<b>100.8</b>
Prevalent sale of food, beverages and tobacco	B	109.1	97.9	100.1
	S	99.5	94.3	97.0
Prevalent sale of non-food products	B	112.6	121.1	111.2
	S	98.5	116.7	110.8
Retail of automotive fuel in specialised stores	B	123.5	109.9	98.4
	S	103.8	109.4	97.9

Note: B= gross series; S= adjusted series according to the number of working days and to seasonality

[Table data in xls format](#)

### March 2021 as against February 2021

As against the previous month, in March 2021 the retail turnover volume (excluding the trade with motor vehicles and motorcycles), gross series, globally increased by 13.3% due to increases registered by the retail of automotive fuel in specialised stores (+23.5%), by the sale of non-food products (+12.6%) and by the sale of food, beverages and tobacco (+9.1%).

As against the previous month, in March 2021 the retail turnover volume (excluding the trade with motor vehicles and motorcycles), adjusted series according to the number of working days and to seasonality, globally increased by 2.3% due to increases registered by the retail of automotive fuel in specialised stores of 3.8%.

Decreases were registered by the sale of non-food products (-1.5%) and by the sale of food, beverages and tobacco (-0.5%).

### March 2021 as against March 2020

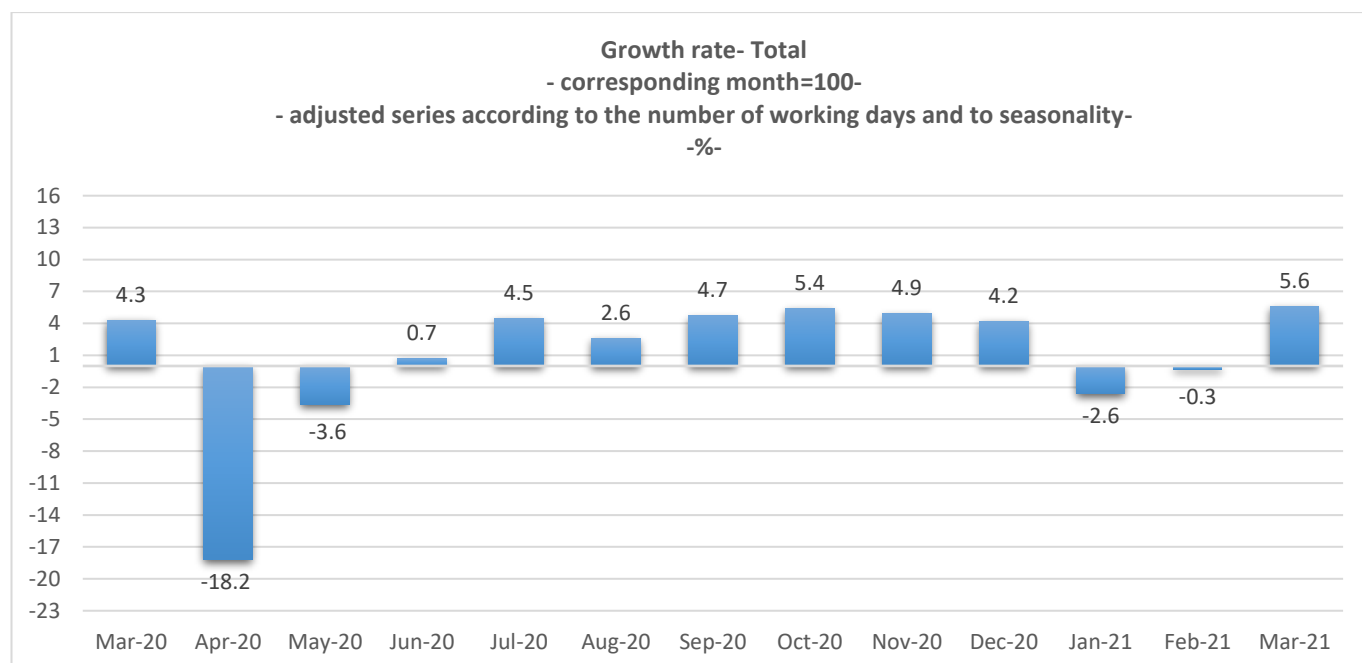
As against March 2020, in March 2021 the retail turnover volume (excluding the trade with motor vehicles and motorcycles), gross series, globally increased by 9.1% due to increases registered by the sale of non-food products (+21.1%) and by the retail of automotive fuel in specialised stores (+9.9%). The sale of food, beverages and tobacco decreased by 2.1%.

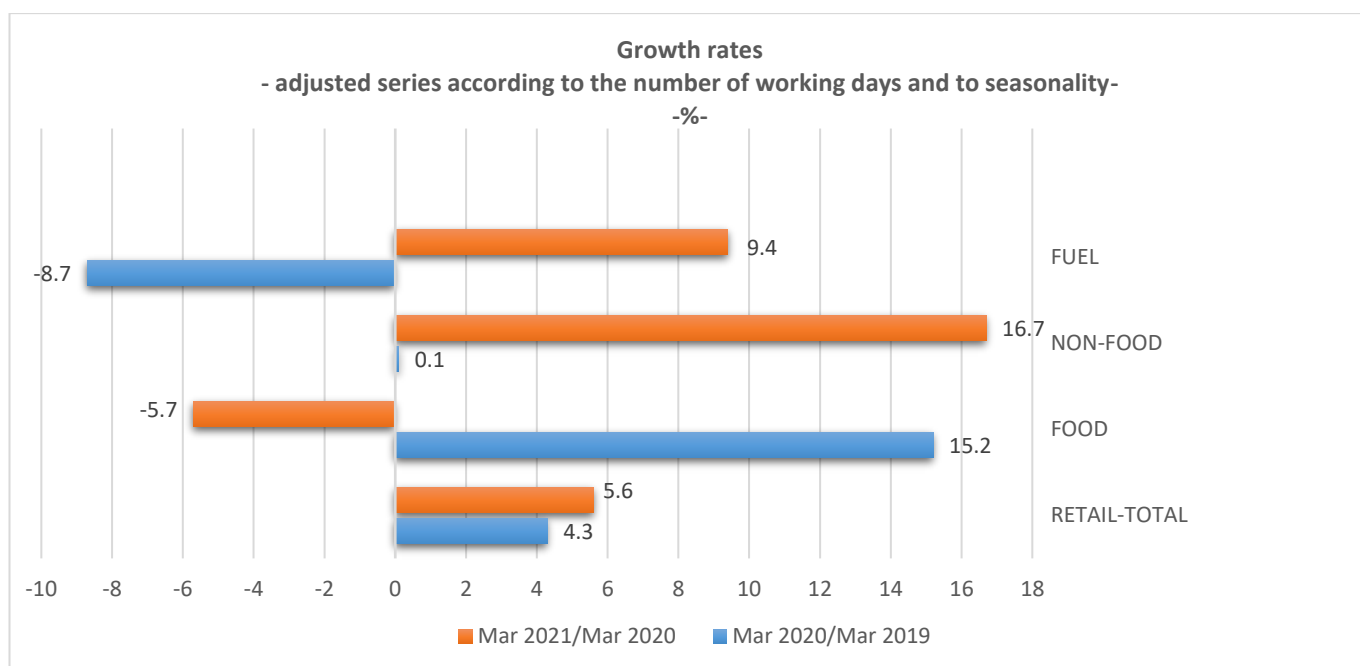
As against March 2020, in March 2021 the retail turnover volume (excluding the trade with motor vehicles and motorcycles), adjusted series according to the number of working days and to seasonality, globally increased by 5.6% due to the increases registered by the sale of non-food products (+16.7%) and by the retail of automotive fuel in specialised stores (9.4%). The sale of food, beverages and tobacco decreased by 5.7%.

### Period 1.I-31.III.2021 as against period 1.I-31.III.2020

As against period 1.I-31.III.2020, in the period 1.I-31.III.2021 the retail turnover volume (excluding the trade with motor vehicles and motorcycles), gross series, globally increased by 4.1% due to the increases registered by the sale of non-food products (+11.2%) and by the sale of food, beverages and tobacco (+0.1%). The retail of automotive fuel in specialised stores decreased by 1.6%.

As against period 1.I-31.III.2020, in the period 1.I-31.III.2021 the retail turnover volume (excluding the trade with motor vehicles and motorcycles), adjusted series according to the number of working days and to seasonality, globally increased by 0.8% due to the increases registered by the sale of non-food products of 10.8%. Decreases were registered by the sale of food, beverages and tobacco (-3.0%) and by the retail of automotive fuel in specialised stores (-2.1%).





#### Additional information:

- ✓ The net turnover represents the total revenue recorded by the company during the reporting period, obtained from both the main activity and the secondary activities performed by them. The net turnover does not include VAT and the revenue from the sale or transfer of assets.
- ✓ The turnover volume indices of the retail are Laspeyres type indices and are calculated under comparable prices and methodological conditions. For expressing the values of the current period in prices of the reference period, the deflating price indices are used (consumer price index). The first indices obtained are at the level of class/group CANE Rev. 2, then, by successive aggregations, indices at aggregated levels are obtained. The weights used for aggregation are calculated based on the turnover according to the results of the Business Structural Survey from the reference year (2015).

For the correct interpretation of the indicators, please see the [Methodological Notes attached to the press release on the homepage](#).

For more information, see the INS TEMPO online database (the data for March 2021 will be available on May 18, 2021) and the Monthly Statistical Bulletin (date of issue May 27, 2021).

For comparable data with the other Member States of the European Union, kindly see the Eurostat press release which will be issued today, May 6, 2021 and posted at the following address: <https://ec.europa.eu/eurostat>

The next issue of the press release will be on Friday, June 4, 2021.

Press release archive: <https://insse.ro/cms/en/comunicate-de-presa-view>

#### The Directorate of Communication

e-mail: [birou presa@insse.ro](mailto:birou presa@insse.ro)

Tel: +4021 3181869