

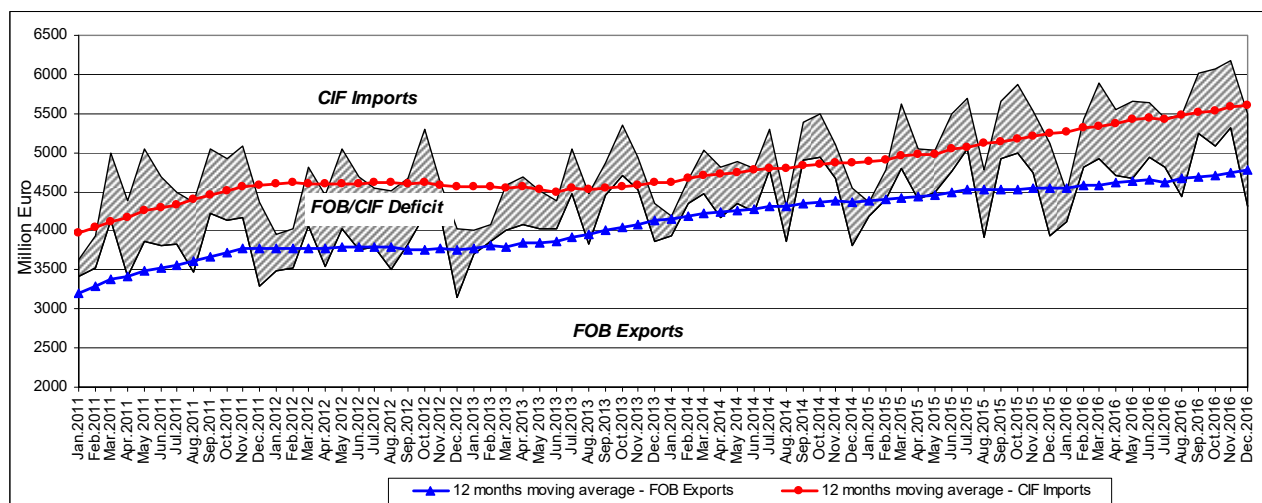


Domain: International trade with goods

In the year 2016, the exports and imports increased by 5.1% and by 7.0%, respectively, compared to the year 2015

- In the year 2016, the FOB exports amounted to 57385.3 million euro and the CIF imports amounted to 67342.1 million euro.
- In the year 2016, the FOB-CIF commercial deficit was of 9956.8 million euro, 1590.8 million euro more than in the year 2015.
- In December 2016, the FOB exports were of 4311.1 million euro and the CIF imports were of 5496.5 million euro, a commercial deficit of 1185.4 million euro being registered.
- Compared to December 2015, the exports increased by 9.4% and the imports increased by 7.5% in December 2016.

Exports, imports and FOB/CIF balance during January 2011 – December 2016

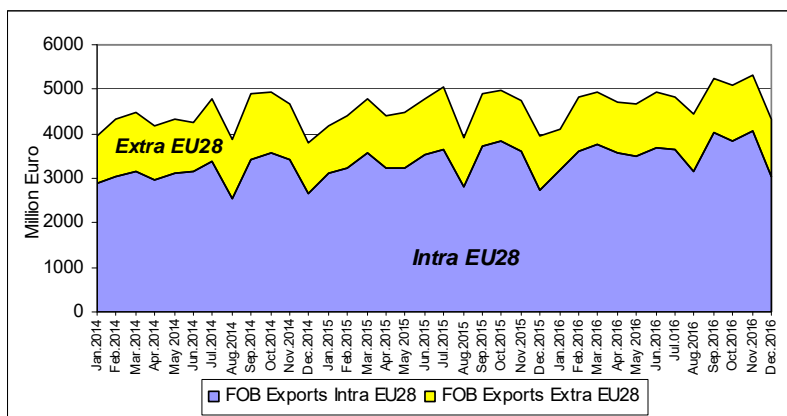


Graph data in .xls format.

In the year 2016, the Intra-community trade of goods (Intra-EU28) amounted to 43078.5 million euro for dispatches and to 51948.2 million euro for arrivals, representing 75.1% of the total exports and 77.1% of the total imports.

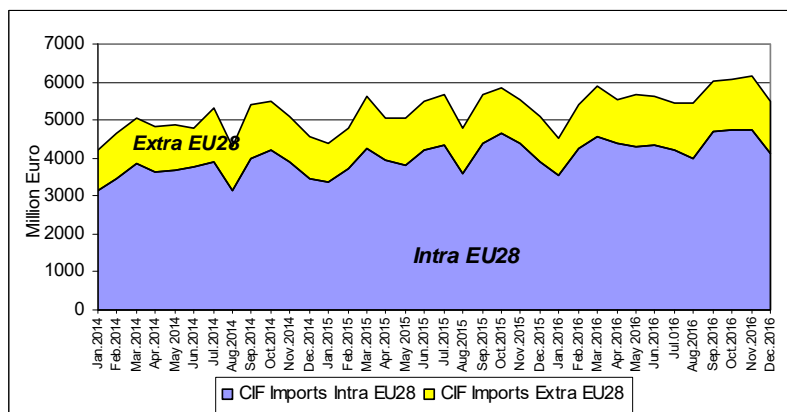
In the year 2016, the Extra-community trade of goods (Extra-EU28) amounted to 14306.8 million euro for exports and to 15393.9 million euro for imports, representing 24.9% of the total exports and 22.9% of the total imports.

INTRA – EU28 and EXTRA – EU28 exports during January 2014 – December 2016



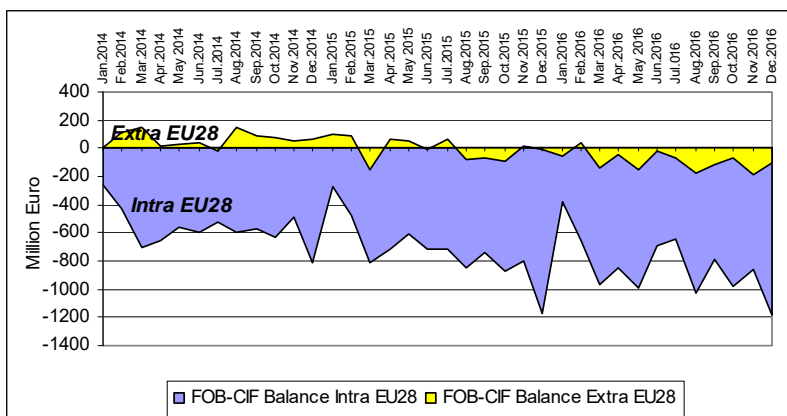
Graph data in .xls format.

INTRA – EU28 and EXTRA – EU28 imports during January 2014 – December 2016



Graph data in .xls format.

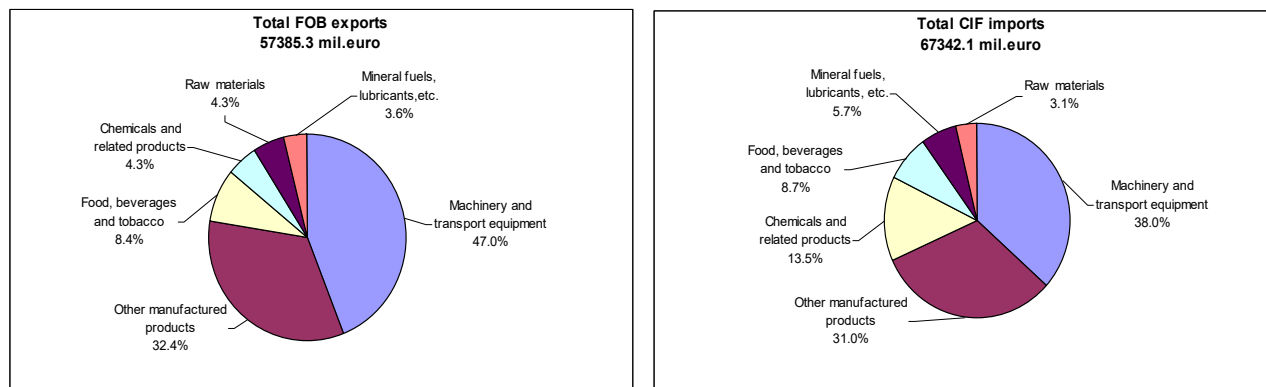
FOB-CIF balance for INTRA – EU28 and EXTRA – EU28 during January 2014 – December 2016



[Graph data in .xls format.](#)

In the year 2016, important weights in the structure of exports and imports are represented by the following groups of goods: machinery and transport equipment (47.0% for export and 38.0% for import) and other manufactured goods^{*)} (32.4% for export and 31.0% for import, respectively).

The international trade structure, by product groups, in the year 2016



[Graph data in .xls format.](#)

Additional information:

For a correct interpretation of the indicators, kindly see the [Methodological Notes](#).

The statistical data on exports (FOB), imports (CIF) and FOB-CIF balance, in both euro and lei, can be accessed in the [Annex in .xls](#) format related to the press release.

Details regarding the international trade of goods for the period 1.I-30.XI 2016 will be given in the Statistical Bulletin of International Trade no.11/2016, date of issue February 20, 2017.

Details regarding the international trade of goods for the year 2016 will be given in the Statistical Bulletin of International Trade no.12/2016, date of issue March 21, 2017.

The next press release on the international trade of goods, for January 2017, will appear on March 13, 2017.

Press releases archive: <http://www.insse.ro/cms/en/comunicate-de-presa-view>

For international comparison, kindly see the Eurostat press release which will appear on Wednesday, February 15, 2017 (<http://ec.europa.eu/eurostat>).

The Directorate of Communication

e-mail: biroupres@insse.ro

Phone: +4021 3181869

^{*)} Manufactured goods mainly grouped by the raw material (iron, steel, rubber, metal, etc.) and other manufactured goods (clothes and accessories, footwear, etc.)