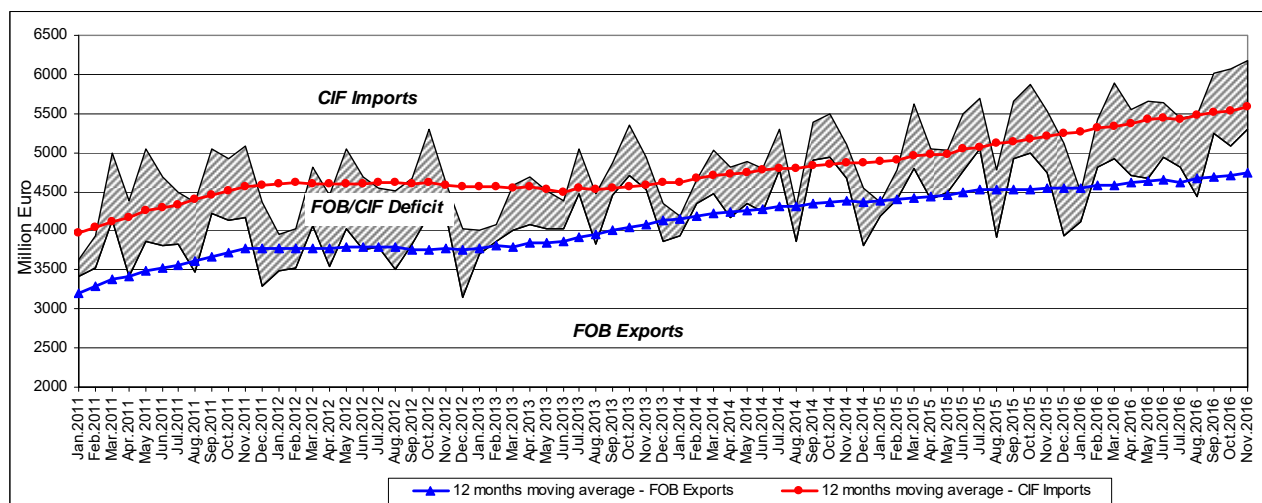


Domain: International trade with goods

In the period 1.I-30.XI 2016, the exports and imports increased by 4.8% and by 6.9%, respectively, compared to the period 1.I-30.XI 2015

- In the period 1.I-30.XI 2016, the FOB exports amounted to 53072.2 million euro and the CIF imports amounted to 61842.1 million euro.
- In the period 1.I-30.XI 2016, the FOB-CIF commercial deficit was of 8769.9 million euro, 1575.5 million euro more than in the period 1.I-30.XI 2015.
- In November 2016, the FOB exports were of 5304.9 million euro and the CIF imports were of 6170.4 million euro, a commercial deficit of 865.5 million euro being registered.
- Compared to November 2015, the exports increased by 11.7% and the imports increased by 11.6% in November 2016.

Exports, imports and FOB/CIF balance during January 2011 – November 2016

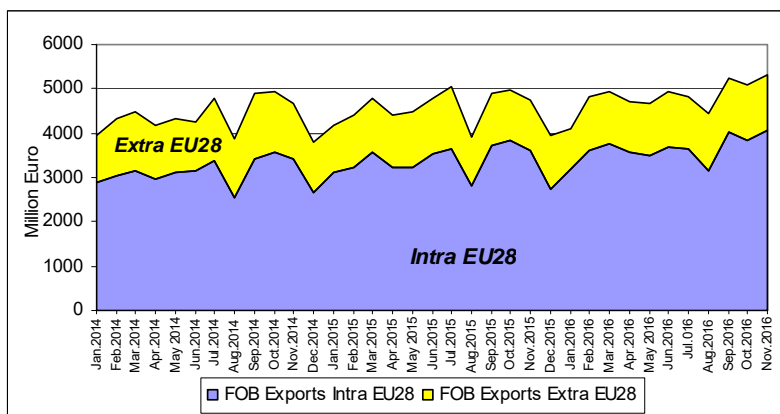


Graph data in .xls format.

In the period 1.I-30.XI 2016, the Intra-community trade of goods (Intra-EU28) amounted to 40021.2 million euro for dispatches and to 47805.3 million euro for arrivals, representing 75.4% of the total exports and 77.3% of the total imports.

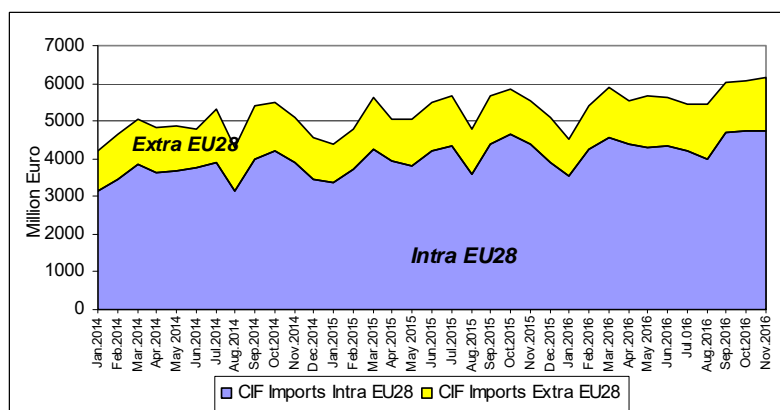
In the period 1.I-30.XI 2016, the Extra-community trade of goods (Extra-EU28) amounted to 13051.0 million euro for exports and to 14036.8 million euro for imports, representing 24.6% of the total exports and 22.7% of the total imports.

INTRA – EU28 and EXTRA – EU28 exports during January 2014 – November 2016



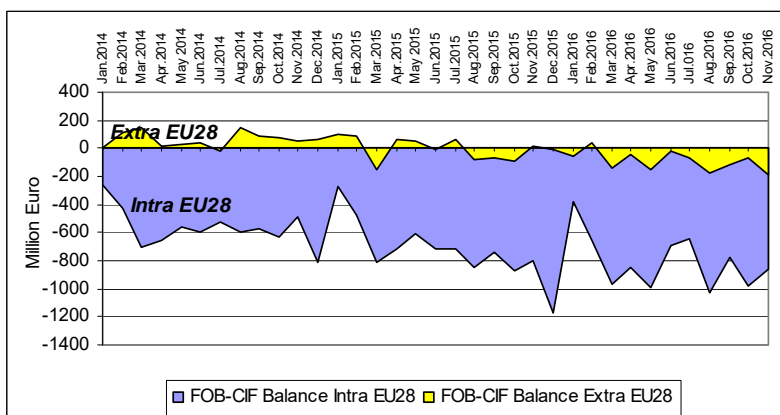
Graph data in .xls format.

INTRA – EU28 and EXTRA – EU28 imports during January 2014 – November 2016



Graph data in .xls format.

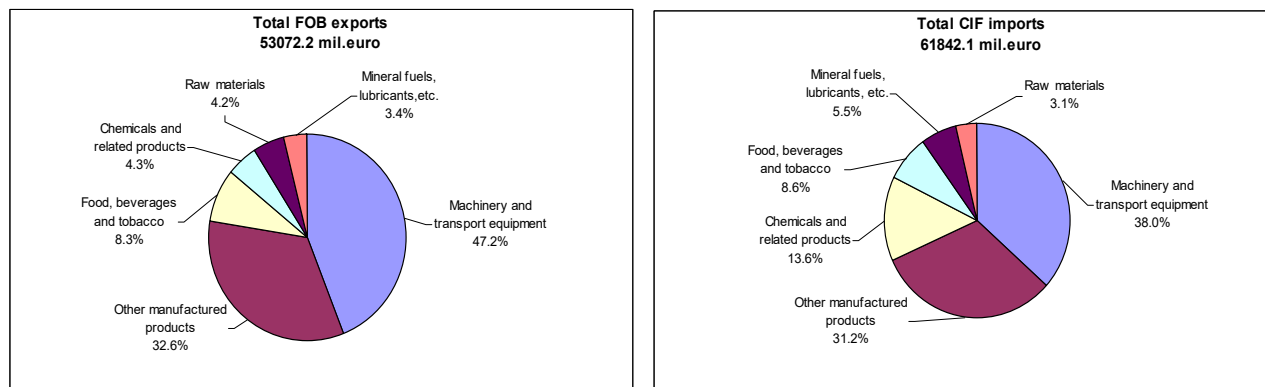
FOB-CIF balance for INTRA – EU28 and EXTRA – EU28 during January 2014 – November 2016



[Graph data in .xls format.](#)

In the period 1.I-30.XI 2016, important weights in the structure of exports and imports are represented by the following groups of goods: machinery and transport equipment (47.2% for export and 38.0% for import) and other manufactured goods*) (32.6% for export and 31.2% for import, respectively).

The international trade structure, by product groups, in the period 1.I-30.XI 2016



[Graph data in .xls format.](#)

Additional information:

For a correct interpretation of the indicators, kindly see the [Methodological Notes](#).

The statistical data on exports (FOB), imports (CIF) and FOB-CIF balance, in both euro and lei, can be accessed in the [Annex in .xls](#) format related to the press release.

Details regarding the international trade of goods for the period 1.I-31.X 2016 will be given in the Statistical Bulletin of International Trade no.10/2016, date of issue January 19, 2017.

Details regarding the international trade of goods for the period 1.I-30.XI 2016 will be given in the Statistical Bulletin of International Trade no.11/2016, date of issue February 20, 2017.

The next press release on the international trade of goods, for December and the year 2016, will appear on February 9, 2017.

Press releases archive: <http://www.insse.ro/cms/en/comunicate-de-presa-view>

For international comparison, kindly see the Eurostat press release which will appear on Monday, January 16, 2017 (<http://ec.europa.eu/eurostat>).

The Directorate of Communication

e-mail: birou presa@insse.ro

Phone: +4021 3181869

*) Manufactured goods mainly grouped by the raw material (iron, steel, rubber, metal, etc.) and other manufactured goods (clothes and accessories, footwear, etc.)