

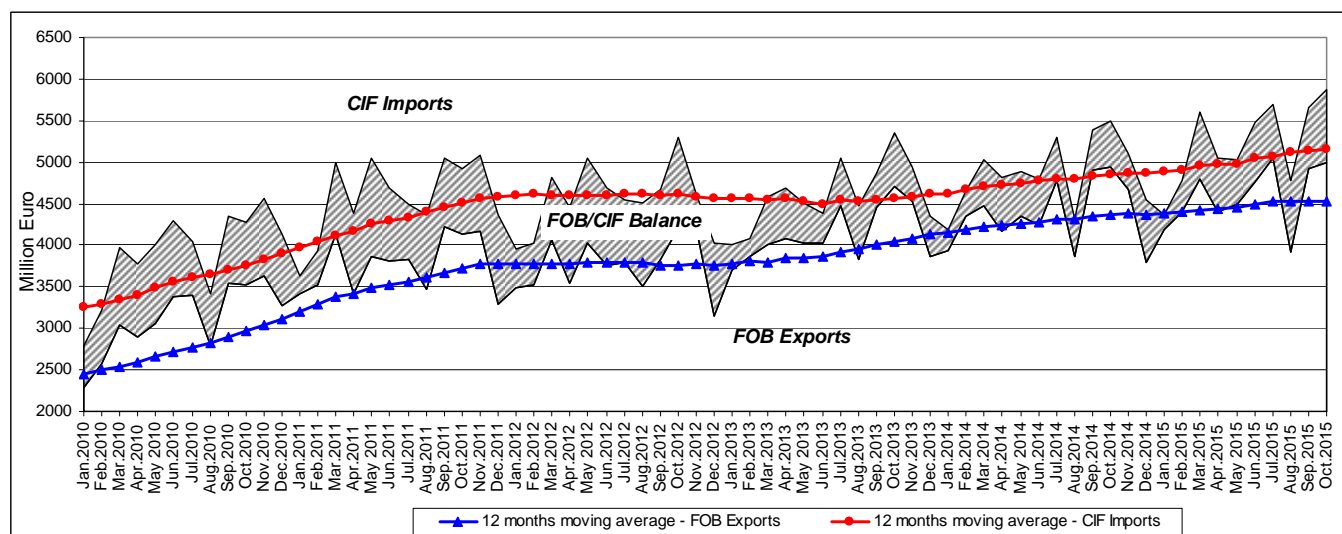
Domain: International trade with goods

Compared to September 2015, exports increased by 1.5% and imports increased by 3.8% in October 2015

In the period 1.I-31.X 2015, exports and imports increased by 4.3% and by 7.1%, respectively, compared to the period 1.I-31.X 2014

- In the period 1.I-31.X 2015 FOB exports amounted to 45905.2 million euro and CIF imports amounted to 52313.5 million euro.
- In the period 1.I-31.X 2015, the FOB-CIF commercial deficit was of 6408.3 million euro, 1538.0 million euro more than in the period 1.I-31.X 2014.
- In October 2015, FOB exports were of 4990.9 million euro and CIF imports were of 5870.0 million euro, a commercial deficit of 879.1 million euro being registered.

Exports, imports and FOB/CIF balance during January 2010 – October 2015

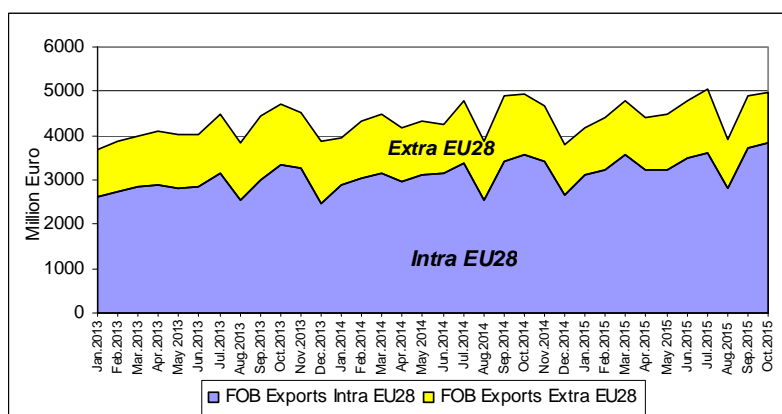


Graph data in .xls format.

In the period 1.I-31.X 2015, the Intra-community trade of goods (Intra-EU28) amounted to 33886.9 million euro for dispatches and to 40264.4 million euro for arrivals, representing 73.8% of the total exports and 77.0% of the total imports.

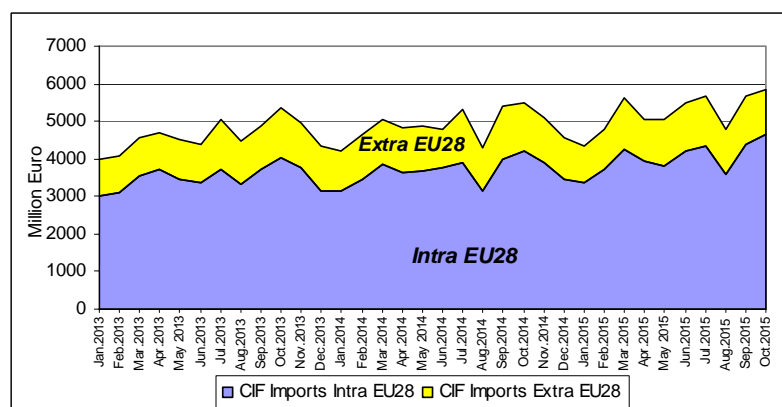
In the period 1.I-31.X 2015, the Extra-community trade of goods (Extra-EU28) amounted to 12018.3 million euro for exports and to 12049.1 million euro for imports, representing 26.2% of the total exports and 23.0% of the total imports.

INTRA – EU28 exports and EXTRA – EU28 exports during January 2013 – October 2015



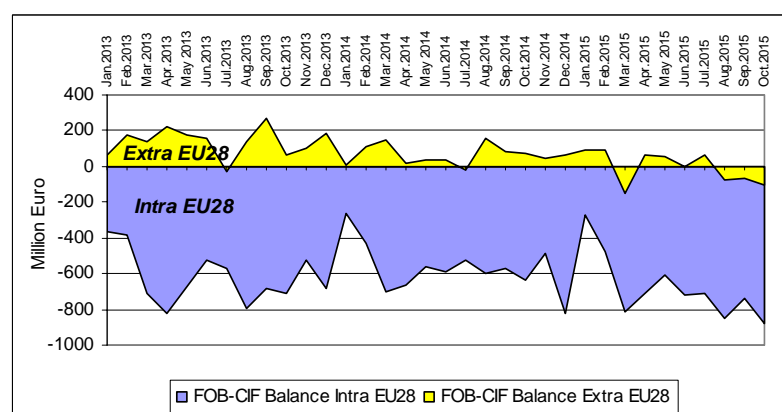
Graph data in .xls format.

INTRA – EU28 imports and EXTRA – EU28 imports during January 2013 – October 2015



Graph data in .xls format.

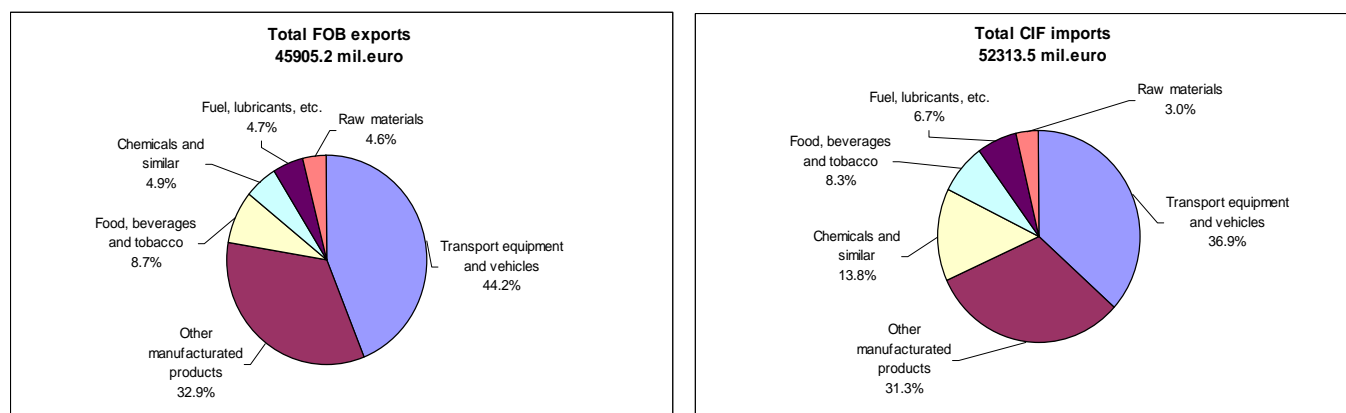
FOB-CIF balance for INTRA – EU28 and EXTRA – EU28 during January 2013 – October 2015



Graph data in .xls format.

In the period 1.I-31.X 2015, important weights in the structure of exports and imports are represented by the following groups of goods: transport equipment and vehicles (44.2% for export and 36.9% for import) and other manufactured goods^{*)} (32.9% for export and 31.3% for import, respectively).

The international trade structure, by product groups, in the period 1.I-31.X 2015



Graph data in .xls format.

Additional information:

For a correct interpretation of the indicators, kindly see the [Methodological Notes](#).

The statistical data on exports (FOB), imports (CIF) and FOB-CIF balance, in both Euro and lei, can be accessed in the [Annex in .xls](#) format, related to the press release.

Details regarding the international trade of goods for the period 1.I-30.IX 2015 will be given in the Statistical Bulletin of International Trade no.9/2015, date of issue December 21, 2015.

Details regarding the international trade of goods for the period 1.I-31.X 2015 will be given in the Statistical Bulletin of International Trade no.10/2015, date of issue January 19, 2016.

The next press release on the international trade of goods, for November and the period 1.I-30.XI 2015, will appear on January 11, 2016.

Press releases archive: <http://www.insse.ro/cms/en/content/press-releases>

For international comparison, kindly see the Eurostat press release which will appear on Wednesday, December 16, 2015 (<http://ec.europa.eu/eurostat>).

The Department of Communication

e-mail: birou presa@insse.ro

Phone: +4021 3181869

^{*)} manufactured goods mainly grouped by the raw material (iron, steel, rubber, metal, etc.) and other manufactured goods (clothes and accessories, footwear, etc.)