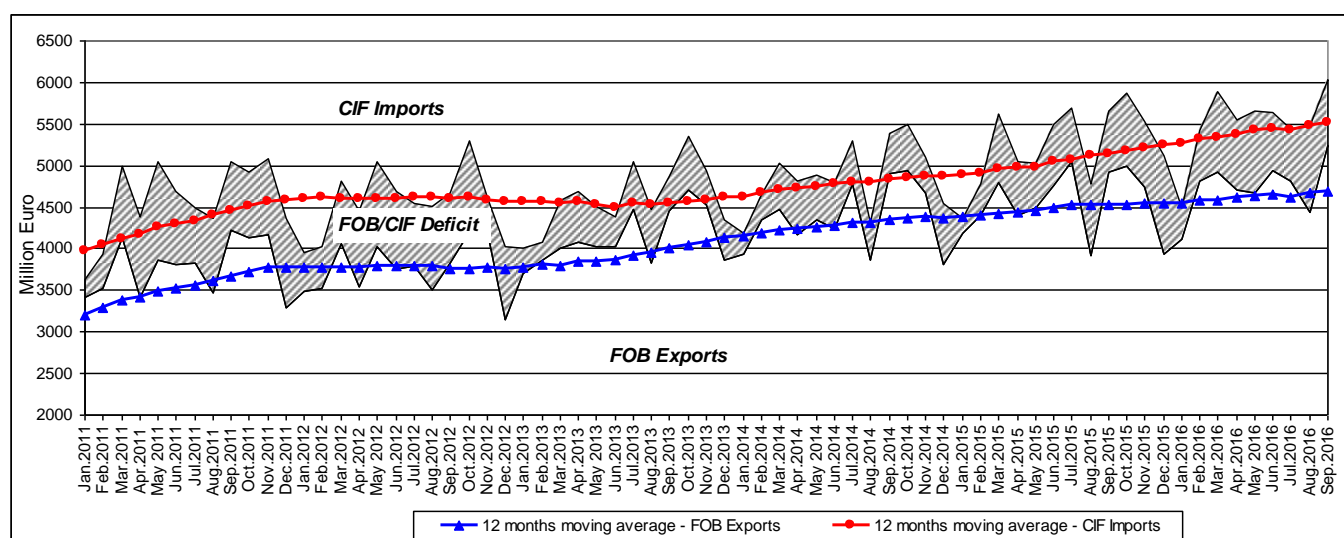


Domain: International trade with goods

## In the period 1.I-30.IX 2016, the exports and imports increased by 4.3% and by 6.8%, respectively, compared to the period 1.I-30.IX 2015

- In the period 1.I-30.IX 2016, the FOB exports amounted to 42677.8 million euro and the CIF imports amounted to 49611.2 million euro.
- In the period 1.I-30.IX 2016, the FOB-CIF commercial deficit was of 6933.4 million euro, 1392.8 million euro more than in the period 1.I-30.IX 2015.
- In September 2016, the FOB exports were of 5241.2 million euro and the CIF imports were of 6028.0 million euro, a commercial deficit of 786.8 million euro being registered.
- Compared to September 2015, the exports increased by 6.7% and the imports increased by 6.5% in September 2016.

Exports, imports and FOB/CIF balance during January 2011 – September 2016

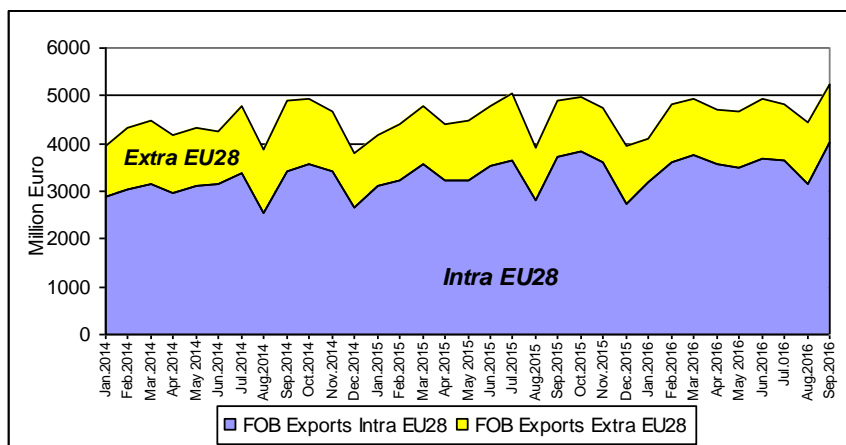


Graph data in .xls format.

In the period 1.I-30.IX 2016, the Intra-community trade of goods (Intra-EU28) amounted to 32111.5 million euro for dispatches and to 38313.3 million euro for arrivals, representing 75.2% of the total exports and 77.2% of the total imports.

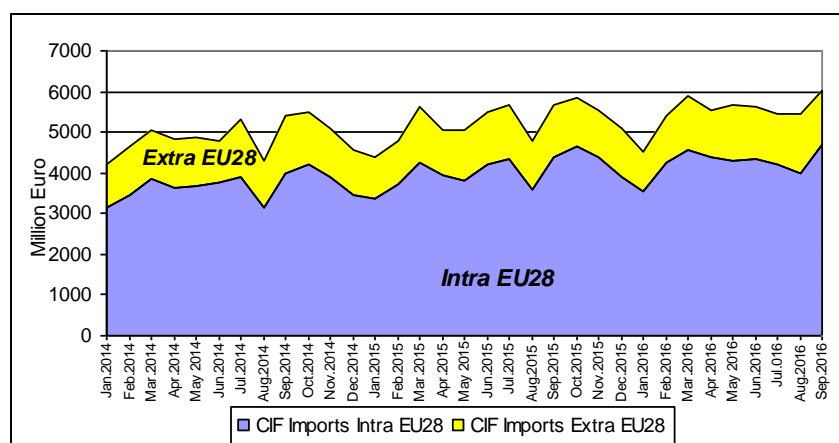
In the period 1.I-30.IX 2016, the Extra-community trade of goods (Extra-EU28) amounted to 10566.3 million euro for exports and to 11297.9 million euro for imports, representing 24.8% of the total exports and 22.8% of the total imports.

### INTRA – EU28 and EXTRA – EU28 exports during January 2014 – September 2016



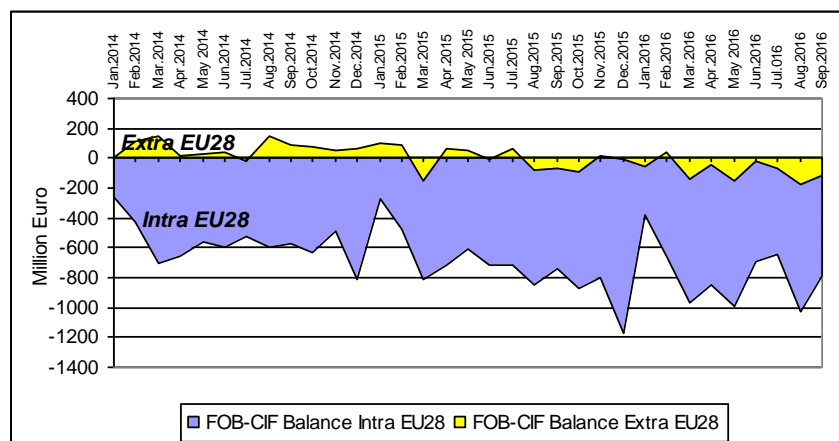
Graph data in .xls format.

### INTRA – EU28 and EXTRA – EU28 imports during January 2014 – September 2016



Graph data in .xls format.

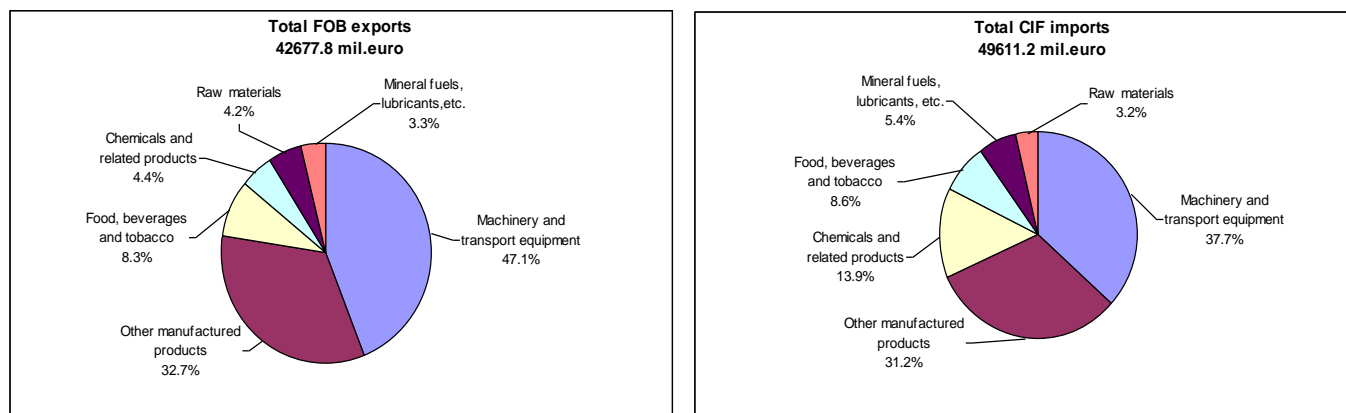
### FOB-CIF balance for INTRA – EU28 and EXTRA – EU28 during January 2014 – September 2016



Graph data in .xls format.

In the period 1.I-30.IX 2016, important weights in the structure of exports and imports are represented by the following groups of goods: machinery and transport equipment (47.1% for export and 37.7% for import) and other manufactured goods<sup>\*)</sup> (32.7% for export and 31.2% for import, respectively).

### The international trade structure, by product groups, in the period 1.I-30.IX 2016



Graph data in .xls format.

#### Additional information:

For a correct interpretation of the indicators, kindly see the [Methodological Notes](#).

The statistical data on exports (FOB), imports (CIF) and FOB-CIF balance, in both Euro and lei, can be accessed in the [Annex in .xls](#) format related to the press release.

Details regarding the international trade of goods for the period 1.I-31.VIII 2016 will be given in the Statistical Bulletin of International Trade no.8/2016, date of issue November 21, 2016.

Details regarding the international trade of goods for the period 1.I-30.IX 2016 will be given in the Statistical Bulletin of International Trade no.9/2016, date of issue December 19, 2016.

The next press release on the international trade of goods, for October and the period 1.I-31.X 2016, will appear on December 12, 2016.

Press releases archive: <http://www.insse.ro/cms/en/comunicate-de-presa-view>

For international comparison, kindly see the Eurostat press release which will appear on Tuesday, November 15, 2016 (<http://ec.europa.eu/eurostat>).

#### The Directorate of Communication

e-mail: [birouipresa@insse.ro](mailto:birouipresa@insse.ro)

Phone: +4021 3181869

<sup>\*)</sup> Manufactured goods mainly grouped by the raw material (iron, steel, rubber, metal, etc.) and other manufactured goods (clothes and accessories, footwear, etc.)