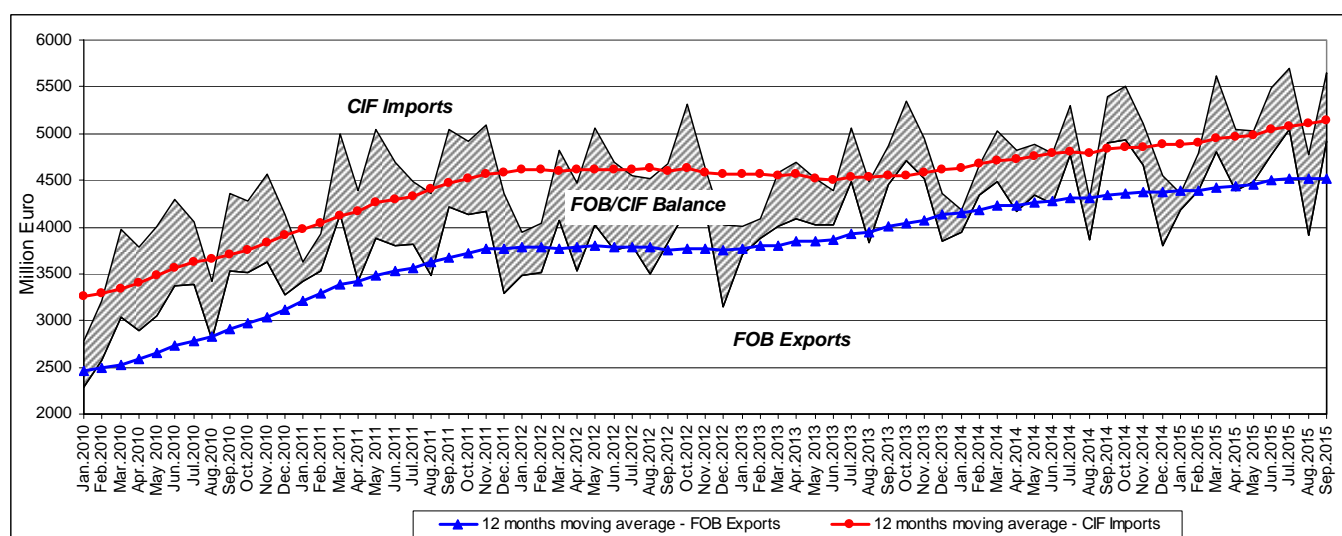


Domain: International trade with goods

## In the period 1.I-30.IX 2015, exports and imports increased by 4.7% and by 7.1%, respectively, compared to the period 1.I-30.IX 2014

- In the period 1.I-30.IX 2015 FOB exports amounted to 40912.0 million euro and CIF imports amounted to 46446.7 million euro.
- In the period 1.I-30.IX 2015, the FOB-CIF commercial deficit was of 5534.7 million euro, 1231.8 million euro more than in the period 1.I-30.IX 2014.
- In September 2015, FOB exports were of 4915.4 million euro and CIF imports were of 5657.0 million euro, a commercial deficit of 741.6 million euro being registered.
- Compared to August 2015, exports increased by 25.4% and imports increased by 18.4% in September 2015.

Exports, imports and FOB/CIF balance during January 2010 – September 2015

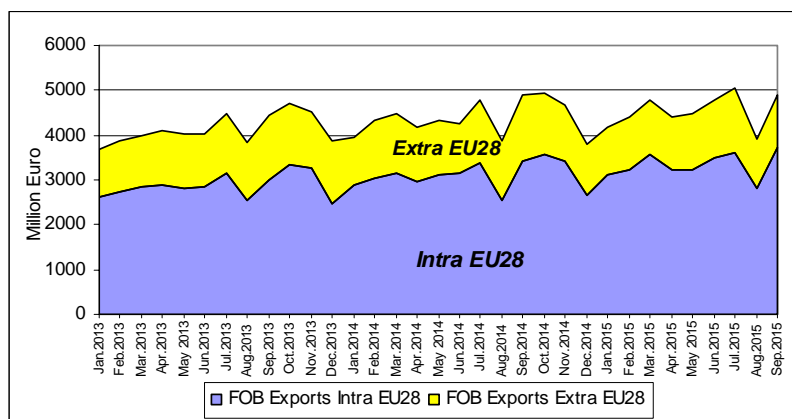


Graph data in .xls format.

In the period 1.I-30.IX 2015, the Intra-community trade of goods (Intra-EU28) amounted to 30033.4 million euro for dispatches and to 35631.2 million euro for arrivals, representing 73.4% of the total exports and 76.7% of the total imports.

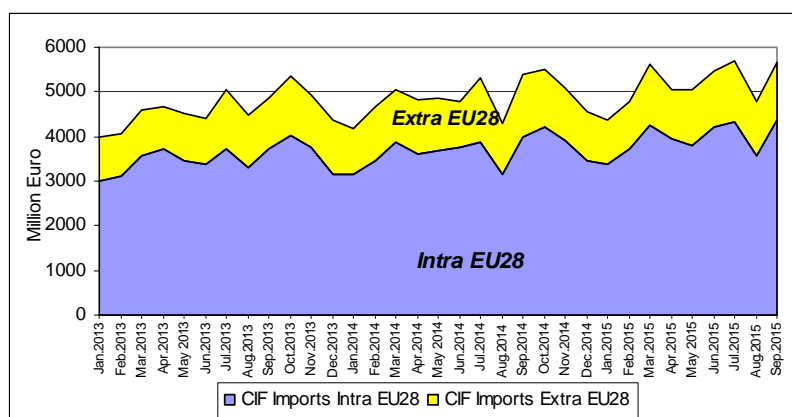
In the period 1.I-30.IX 2015, the Extra-community trade of goods (Extra-EU28) amounted to 10878.6 million euro for exports and to 10815.5 million euro for imports, representing 26.6% of the total exports and 23.3% of the total imports.

### INTRA – EU28 exports and EXTRA – EU28 exports during January 2013 – September 2015



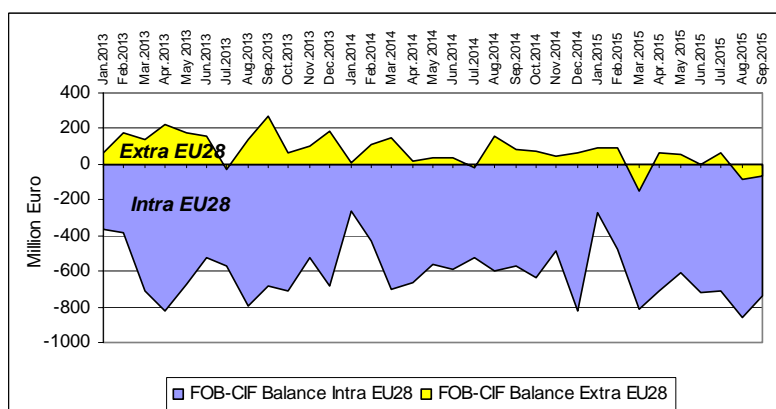
Graph data in .xls format.

### INTRA – EU28 imports and EXTRA – EU28 imports during January 2013 – September 2015



Graph data in .xls format.

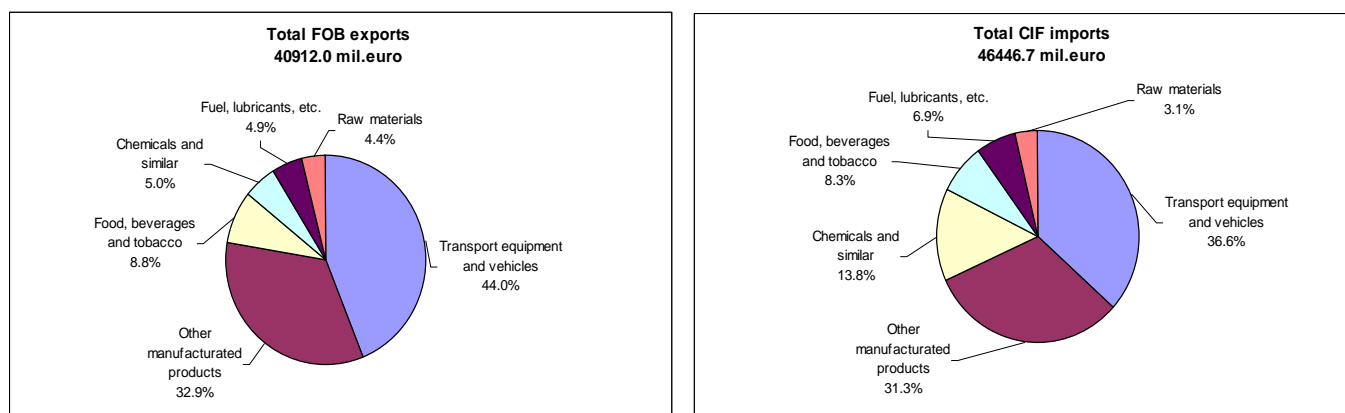
### FOB-CIF balance for INTRA – EU28 and EXTRA – EU28 during January 2013 – September 2015



Graph data in .xls format.

In the period 1.I-30.IX 2015, important weights in the structure of exports and imports are represented by the following groups of goods: transport equipment and vehicles (44.0% for export and 36.6% for import) and other manufactured goods<sup>\*)</sup> (32.9% for export and 31.3% for import, respectively).

### The international trade structure, by product groups, in the period 1.I-30.IX 2015



Graph data in .xls format.

#### Additional information:

For a correct interpretation of the indicators, kindly see the [Methodological Notes](#).

The statistical data on exports (FOB), imports (CIF) and FOB-CIF balance, in both Euro and lei, can be accessed in the [Annex in .xls](#) format, related to the press release.

Details regarding the international trade of goods for the period 1.I-31.VIII 2015 will be given in the Statistical Bulletin of International Trade no.8/2015, date of issue November 19, 2015.

Details regarding the international trade of goods for the period 1.I-30.IX 2015 will be given in the Statistical Bulletin of International Trade no.9/2015, date of issue December 21, 2015.

The next press release on the international trade of goods, for October and the period 1.I-31.X 2015, will appear on December 10, 2015.

Press releases archive: <http://www.insse.ro/cms/en/content/press-releases>

For international comparison, kindly see the Eurostat press release which will appear on Friday, November 13, 2015 (<http://ec.europa.eu/eurostat>).

#### The Department of Communication

e-mail: [birou presa@insse.ro](mailto:birou presa@insse.ro)

Phone: +4021 3181869

<sup>\*)</sup> manufactured goods mainly grouped by the raw material (iron, steel, rubber, metal, etc.) and other manufactured goods (clothes and accessories, footwear, etc.)