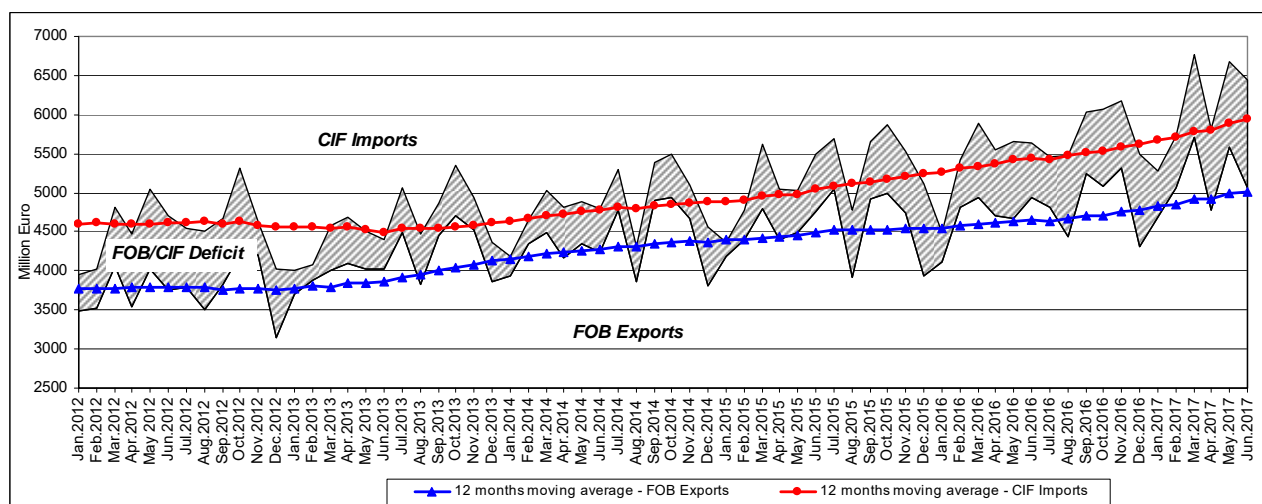


Domain: International trade with goods

**In the period 1.I-30.VI 2017, the exports and imports increased by 9.6% and by 12.4%, respectively, compared to the period 1.I-30.VI 2016**

- In the period 1.I-30.VI 2017, the FOB exports amounted to 30877.8 million euro and the CIF imports amounted to 36715.5 million euro.
- In the period 1.I-30.VI 2017, the FOB-CIF commercial deficit was of 5837.7 million euro, 1354.2 million euro more than in the period 1.I-30.VI 2016.
- In June 2017, the FOB exports were of 5065.2 million euro and the CIF imports were of 6436.5 million euro, a commercial deficit of 1371.3 million euro being registered.
- Compared to June 2016, the exports increased by 2.5% and the imports increased by 14.2% in June 2017.

Exports, imports and FOB/CIF balance during January 2012 – June 2017

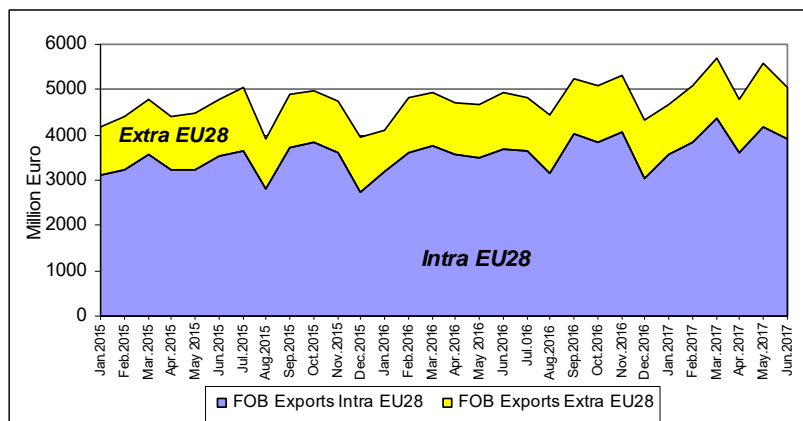


Graph data in .xls format.

In the period 1.I-30.VI 2017, the Intra-EU28 trade of goods amounted to 23478.4 million euro for dispatches and to 27839.6 million euro for arrivals, representing 76.0% of the total exports and 75.8% of the total imports.

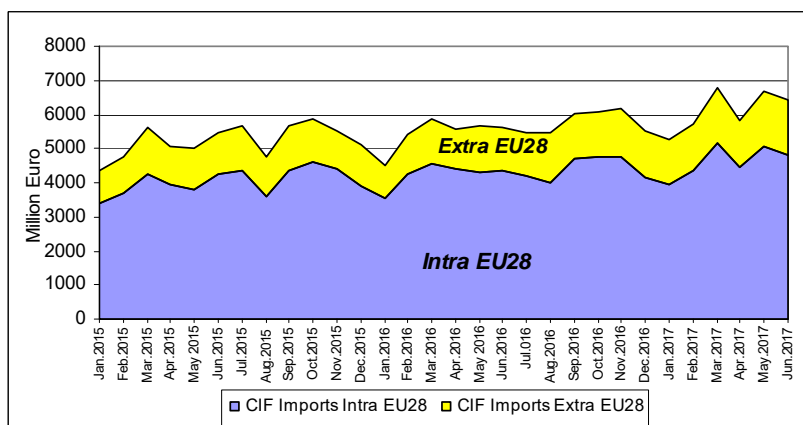
In the period 1.I-30.VI 2017, the Extra-EU28 trade of goods amounted to 7399.4 million euro for exports and to 8875.9 million euro for imports, representing 24.0% of the total exports and 24.2% of the total imports.

#### INTRA – EU28 and EXTRA – EU28 exports during January 2015 – June 2017



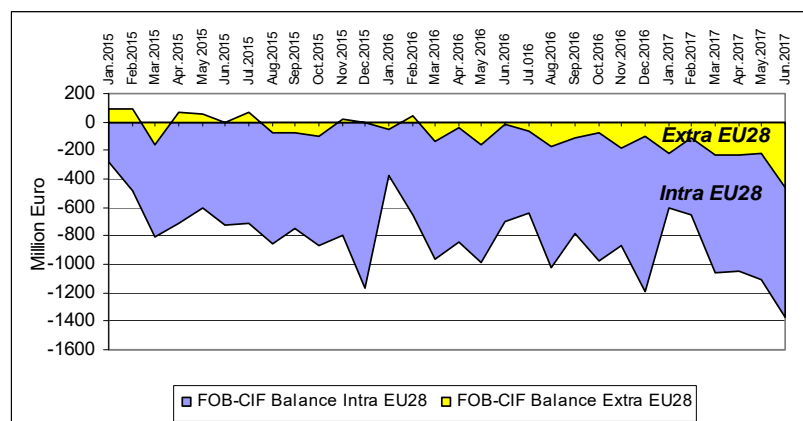
[Graph data in .xls format.](#)

#### INTRA – EU28 and EXTRA – EU28 imports during January 2015 – June 2017



[Graph data in .xls format.](#)

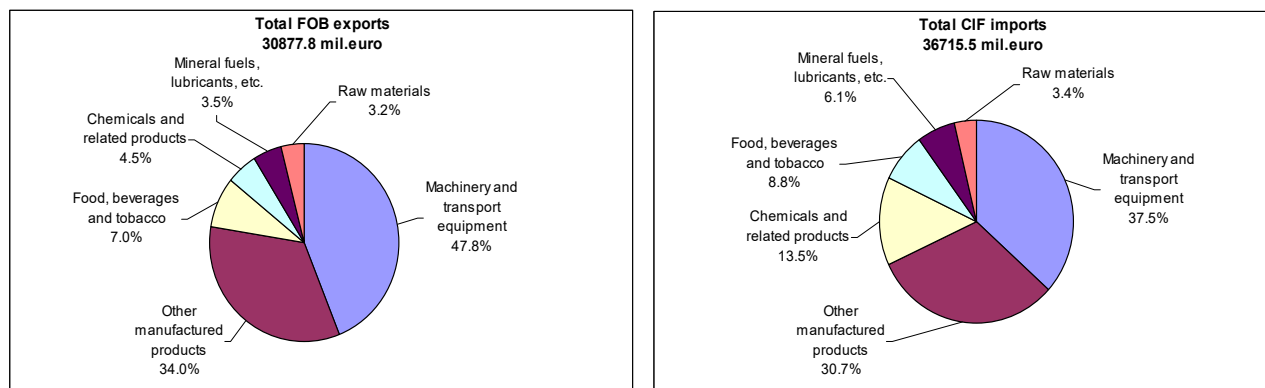
#### FOB-CIF balance for INTRA – EU28 and EXTRA – EU28 during January 2015 – June 2017



[Graph data in .xls format.](#)

In the period 1.I-30.VI 2017, important weights in the structure of exports and imports are represented by the following groups of goods: machinery and transport equipment (47.8% for export and 37.5% for import) and other manufactured goods<sup>\*)</sup> (34.0% for export and 30.7% for import, respectively).

### The international trade structure, by product groups, in the period 1.I-30.VI 2017



Graph data in .xls format.

#### Additional information:

**FOB/CIF trade balance** is calculated on the basis of the FOB export value and CIF import value as difference between them. The negative balance of the trade balance is called deficit and the positive one is called excedent.

**FOB price** (Free on Board) represents **the price at the border of exporting country**, which includes the value of the commodity, all transport expenditures to the shipping point as well as all the fees for the commodity to be loaded on board.

**CIF price** (Cost, Insurance, Freight) represents **the price at the border of importing country**, including both components of FOB price and the cost of insurance as well as cost of international transport.

For a correct interpretation of the indicators, kindly see the [Methodological Notes](#).

The statistical data on exports (FOB), imports (CIF) and FOB-CIF balance, in both euro and lei, can be accessed in the [Annex](#) in .xls format related to the press release.

Details regarding the international trade of goods for May and the period 1.I-31.V 2017 will be given in the Statistical Bulletin of International Trade no.5/2017, date of issue August 21, 2017.

Details regarding the international trade of goods for June and the period 1.I-30.VI 2017 will be given in the Statistical Bulletin of International Trade no.6/2017, date of issue September 18, 2017.

The next press release on the international trade of goods, for July and the period 1.I-31.VII 2017, will appear on September 11, 2017.

Press releases archive: <http://www.insse.ro/cms/en/comunicate-de-presa-view>

For international comparison, kindly see the Eurostat press release which will appear on Thursday, August 17, 2017 (<http://ec.europa.eu/eurostat>).

#### The Directorate of Communication

e-mail: [birouapresa@insse.ro](mailto:birouapresa@insse.ro)

Phone: +4021 3181869

<sup>\*)</sup> Manufactured goods mainly grouped by the raw material (iron, steel, rubber, metal, etc.) and other manufactured goods (clothes and accessories, footwear, etc.)